

Sorensen DCS 1.2 kW 40V, 30 A High power heater G0 target power supply



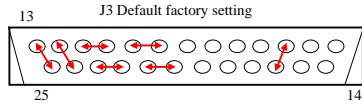
Dip switch SW1

default settings when shipped, local ops:

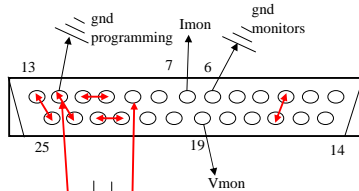
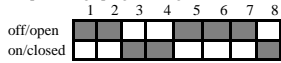


- selects remote resistive ovp programming scale
- not used
- not used
- not used
- selects remote ovp programming scale
- selects 5 or 10V programming of remote current li
- not used
- selects 5 or 10V programming of remote current li

J3

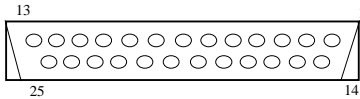
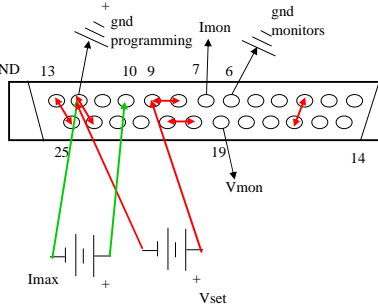


Output voltage programming with external 10V voltage



works

0-10VDC programming voltage to set output current limit AND Output voltage programming with external 10V voltage



Monitoring pins, all with respect to pin 6 as ground

Pin	volts	impedance	signal
18	10	750	thermal shutdown
17	9	750	ovp circuit activated
4	10	750	remote programming
5	10	750	voltage mode operation
5	-3	750	current mode operation
6	ground		ground for all monitor signals
19	0-5 or 10	100	output voltage monitor
7	0-5 or 10	100	output current monitor

