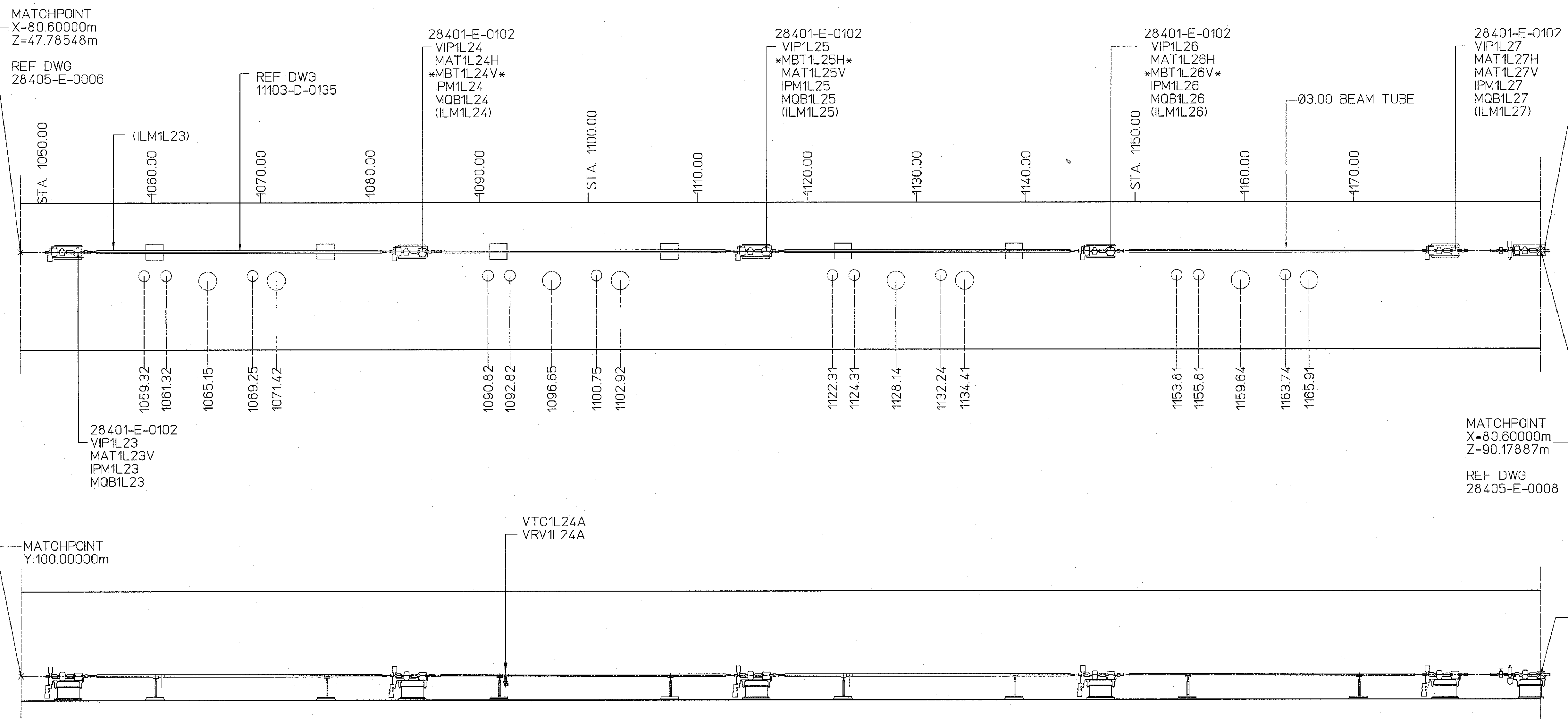
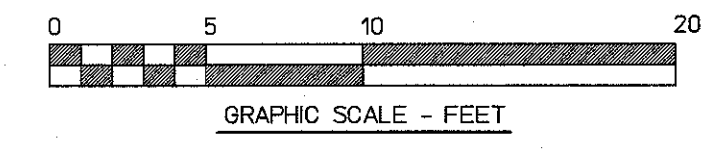
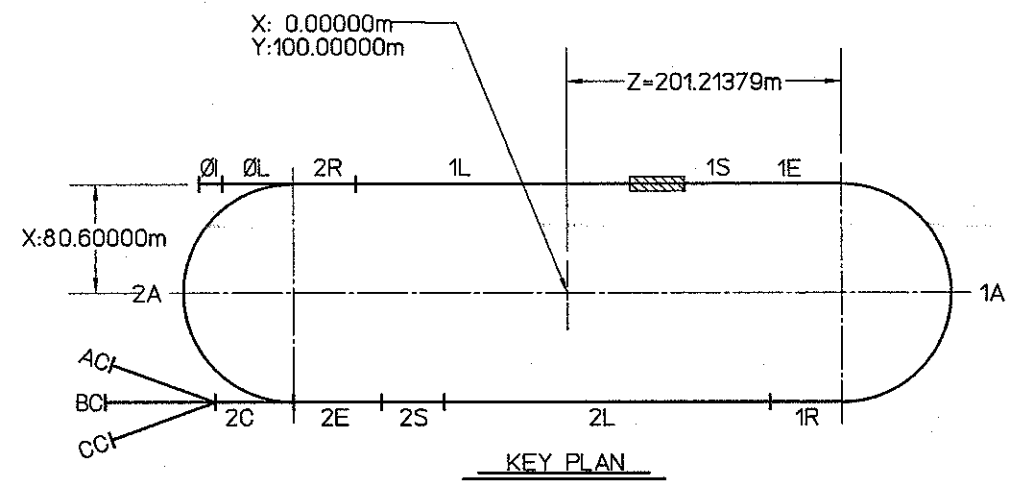


ZONE	REV.	DESCRIPTION	DATE	APPROVED
-	-	CR 95-006, 95-031 & 032.	DRMONYR	XXXXXX
A		INCRP. ECO #28405-0277.	JRS JAN98 19FEB98 19FEB98	W.Oren S.Suhring
B		INCRP. ECO #28405-0283.	JRS OCT99 12OCT99 13OCT99	W.Oren S.Suhring
C		INCRP. ECO #1034.	JRS FEB05 16NOV05 07DEC05	T.Whitlatch S.Suhring
D		INCRP. ECO #1038.	JRS SEP07 1/31/08	<i>[Signature]</i> SFS



NOTE:
 1. ARC TYPE GIRDER ELEMENT ASSY & DWG NO SEE CEBAF SPECIFICATION 28401-S-007.
 2. *XXXXXX* - DENOTES ELEMENTS IN THE BEAM WITHOUT POWER/SCREEN.



- LEGEND**
 (Indicating Lowest Energy Line Shown)
- 0I - Injector
 - 0L - Pre-accelerator
 - 2R - Second Recombiner
 - 1L - First Linac
 - 1S - First Spreader
 - 1E - First Extractor
 - 1A - First Arc
 - 1R - First Recombiner
 - 2L - Second Linac
 - 2S - Second Spreader
 - 2E - Second Extractor
 - 2A - Second Arc
 - 2C - Transport Channel

DIMENSION UNITS:
 XX.XX m = METERS
 (XX.XX) = INCHES
 XXX.XX = DECIMAL FEET
 XX - XX' = FEET - INCHES

AREA	SIGNATURE	DATE	INCHES TO MILLIMETERS	CONVERSION FACTOR	CADD ID. NO.
VAC	J. PARKINSON	02/28/96	1/8"	25.4	284050007revD
INSTR	K. CAPEK	02/27/96	1/8"	25.4	
MAG	M. WISEMAN	03/05/96	1/8"	25.4	
OPS	S. SUHRING	02/29/96	1/8"	25.4	
ALIGN	C. CURTIS	02/26/96	1/8"	25.4	

APPROVALS	DATE	APPROVALS	DATE
JACKI R. SMITH	07/07/95	C. GRAVES	02/27/96
W. OREN	03/06/96	W. OREN	03/06/96

SIZE	DWG. NO.	REV.
1/4" = 1'	28405-E-0007	D
DATE	ISSUED ON ASSY NO.	SHEET
1/4/8	28401-E-0001	1 OF 1