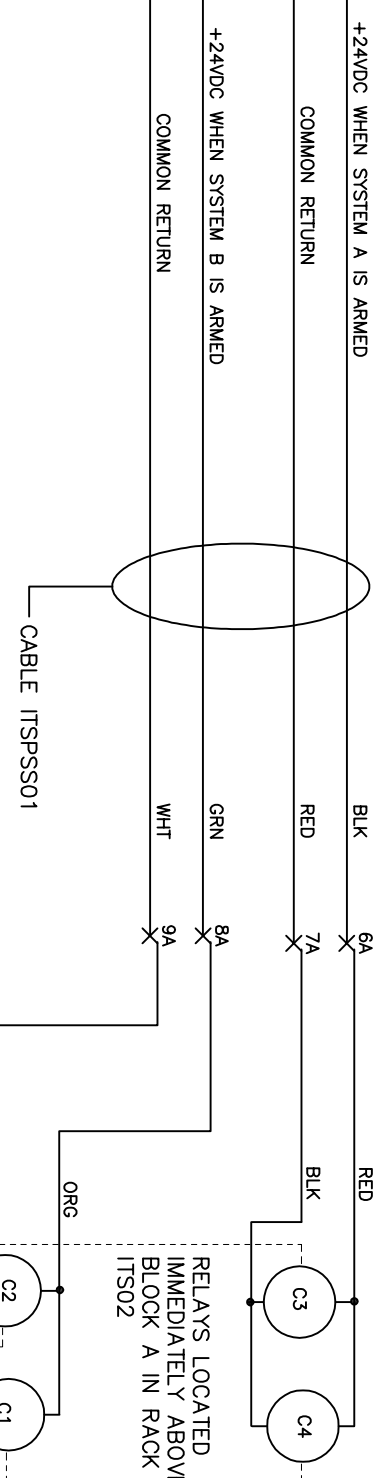


REV.	REVISIONS	DATE	APPROVED
1			

PSS SWEEP CONTROLS, DOOR INTERLOCKS, WARNINGS. (PRINTS UNDER PSS CONTROL)

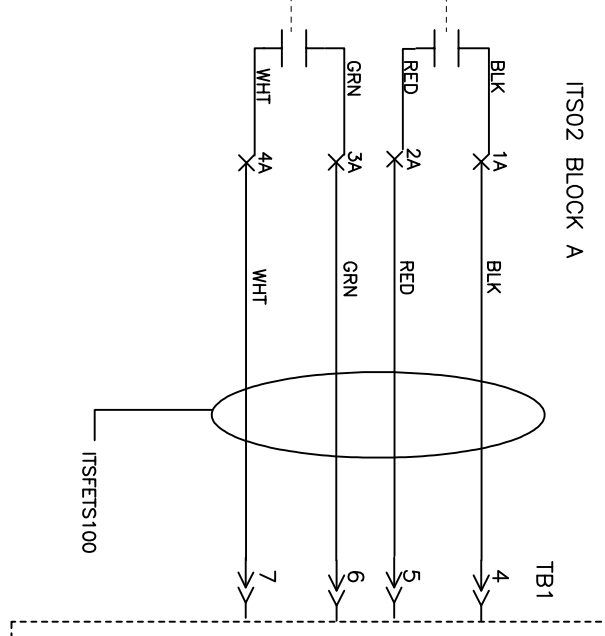
PSS SYSTEM RACK
ITSPSS01

PSS SYSTEM CONTROL OUTPUTS TO PROTECTED LOADS



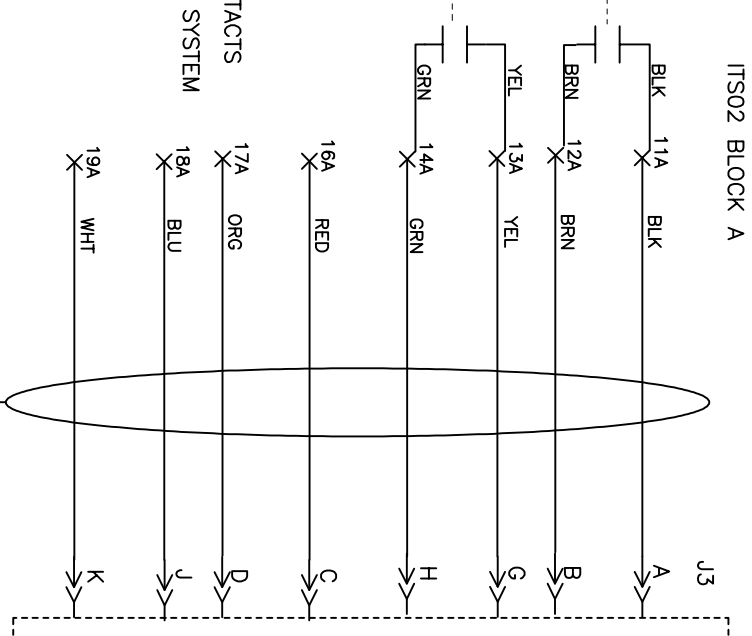
SEE DETAILED DRAWING ITSFETSHV01.DWG

SPELLMAN 225KV SUPPLY REMOTE INTERFACE CONTROL CHASSIS
RACK ITSO3



GLASSMAN 125KV SUPPLY
RACK ITSO2

SEE DETAILED DRAWING ITSFETSHV02.DWG



VERIFICATION CONTACTS
FOR FUTURE PSS SYSTEM

DRWN	DATE	1/21/09	
CHECKED	DATE		
APPR/ORIGINATOR	DATE		TITLE PSS SYSTEM LOADS CIS INJECTOR FIELD EMISSION TEST STAND WIRING DIAGRAM
APPROVED	DATE		
ENGINEER	DATE		
J. HANSKNECHT			SIZE: D SCALE: 1" = 8" SHEET: 1 OF 1