

<< OrbCheck_offline.m3; (* This sits in /AM_math/ *)

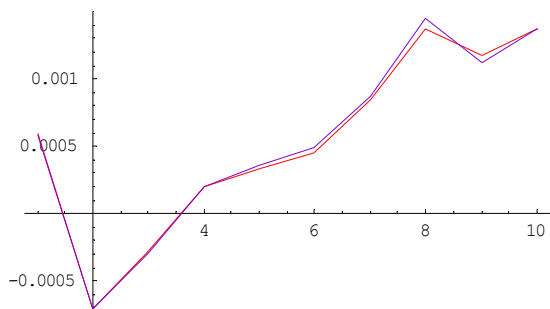
Start Orbit Check

datdir = O:\diforb\03oct292128\
outdir = F:\

twmdir = O:\automatch_twiss\
xfitpnt = 1
yfitpnt = 1
xfitsec = 1
yfitsec = 1
xfitinp = 1
yfitinp = 1
xangwt = 10.
yangwt = 10.
strarc = 0

O:\diforb\03oct292128\x10.dat

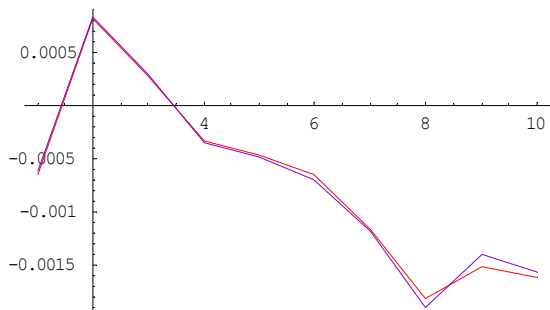
Possible Upstream BPM deficiency 10 O:\diforb\03oct292128\x10.dat



0.0426144

O:\diforb\03oct292128\x1.dat

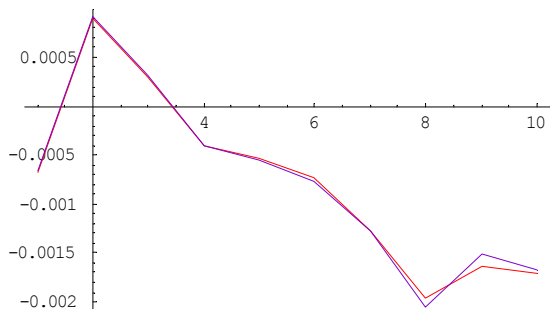
Possible Upstream BPM deficiency 10 O:\diforb\03oct292128\x1.dat



0.0453922

O:\diforb\03oct292128\x2.dat

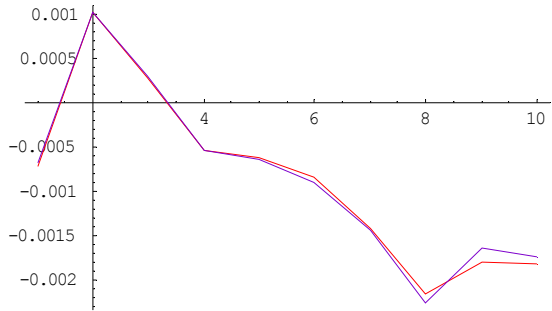
Possible Upstream BPM deficiency 10 O:\diforb\03oct292128\x2.dat



0.0441411

O:\diforb\03oct292128\x3.dat

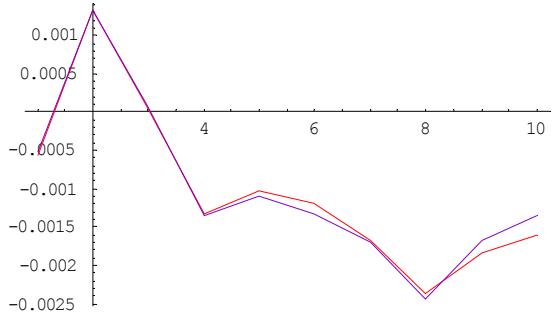
Possible Upstream BPM deficiency 10 O:\diforb\03oct292128\x3.dat



0.0492592

O:\diforb\03oct292128\x4.dat

Possible Upstream BPM deficiency 10 O:\diforb\03oct292128\x4.dat



0.0771905

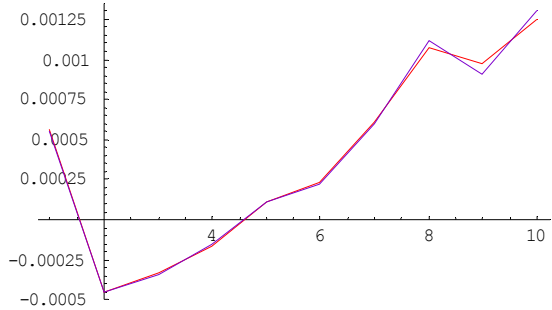
Excessive Chi-Square in Upstream X fits

0.000111341

O:\diforb\03oct292128\x4.dat

O:\diforb\03oct292128\x5.dat

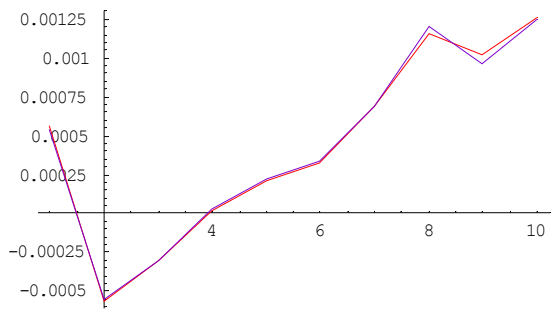
Possible Upstream BPM deficiency 10 O:\diforb\03oct292128\x5.dat



0.0466099

O:\diforb\03oct292128\x6.dat

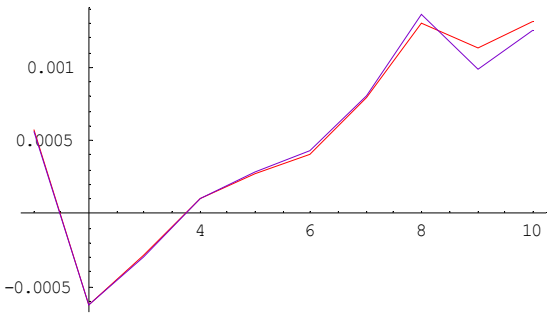
Possible Upstream BPM deficiency 10 O:\diforb\03oct292128\x6.dat



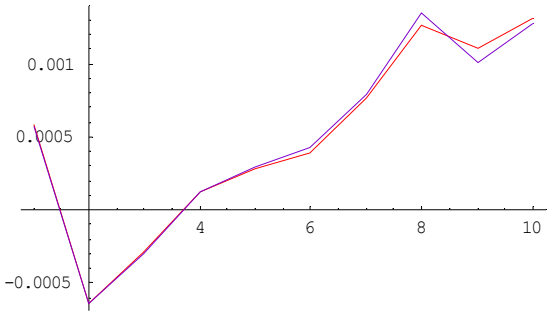
0.0360058

O:\diforb\03oct292128\x7.dat

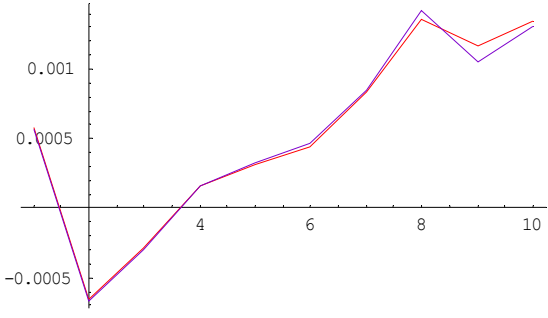
Possible Upstream BPM deficiency 10 O:\diforb\03oct292128\x7.dat



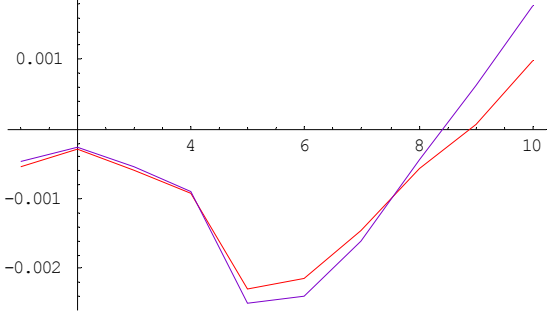
0.067293
 O:\diforb\03oct292128\x8.dat
 Possible Upstream BPM deficiency 10 O:\diforb\03oct292128\x8.dat



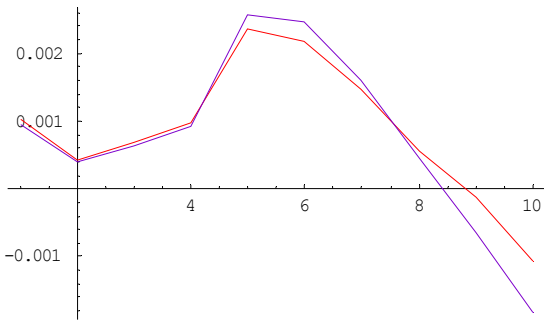
0.0563411
 O:\diforb\03oct292128\x9.dat
 Possible Upstream BPM deficiency 10 O:\diforb\03oct292128\x9.dat



0.0545686
 O:\diforb\03oct292128\y10.dat
 Possible Upstream BPM deficiency 10 O:\diforb\03oct292128\y10.dat

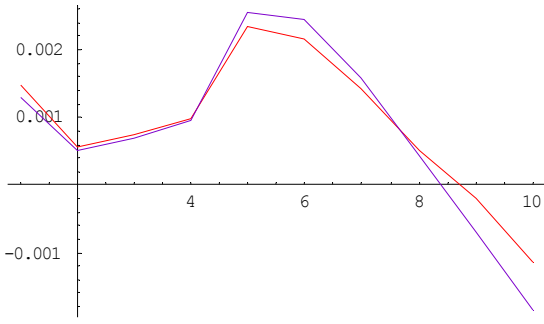


0.27093
 Excessive Chi-Square in Upstream Y fits 0.000329855
 O:\diforb\03oct292128\y10.dat
 Excessive Chi-Square Ratio in Upstream Y fits 0.27093
 O:\diforb\03oct292128\y10.dat
 O:\diforb\03oct292128\y1.dat
 Possible Upstream BPM deficiency 10 O:\diforb\03oct292128\y1.dat



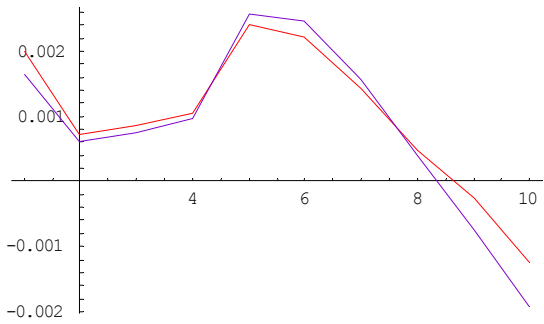
0.243072

Excessive Chi-Square in Upstream Y fits 0.000313176
 O:\diforb\03oct292128\y1.dat
 Excessive Chi-Square Ratio in Upstream Y fits 0.243072
 O:\diforb\03oct292128\y1.dat
 O:\diforb\03oct292128\y2.dat
 Possible Upstream BPM deficiency 10 O:\diforb\03oct292128\y2.dat



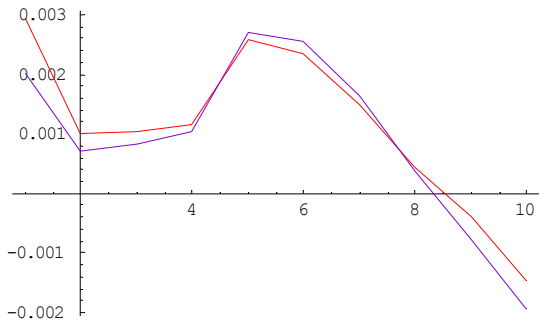
0.227244

Excessive Chi-Square in Upstream Y fits 0.000303895
 O:\diforb\03oct292128\y2.dat
 Excessive Chi-Square Ratio in Upstream Y fits 0.227244
 O:\diforb\03oct292128\y2.dat
 O:\diforb\03oct292128\y3.dat
 Possible Upstream BPM deficiency 10 O:\diforb\03oct292128\y3.dat



0.213992

Excessive Chi-Square in Upstream Y fits 0.000310072
 O:\diforb\03oct292128\y3.dat
 Excessive Chi-Square Ratio in Upstream Y fits 0.213992
 O:\diforb\03oct292128\y3.dat
 O:\diforb\03oct292128\y4.dat
 Possible Upstream BPM deficiency 10 O:\diforb\03oct292128\y4.dat



0.225505

Excessive Chi-Square in Upstream Y fits 0.000383397

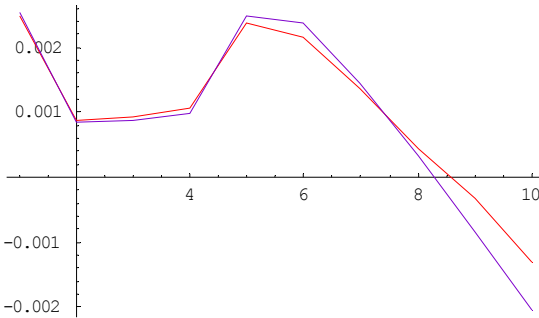
O:\diforb\03oct292128\y4.dat

Excessive Chi-Square Ratio in Upstream Y fits 0.225505

O:\diforb\03oct292128\y4.dat

O:\diforb\03oct292128\y5.dat

Possible Upstream BPM deficiency 10 O:\diforb\03oct292128\y5.dat



0.195843

Excessive Chi-Square in Upstream Y fits 0.000297659

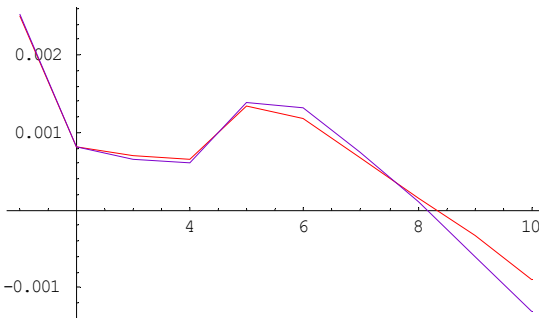
O:\diforb\03oct292128\y5.dat

Excessive Chi-Square Ratio in Upstream Y fits 0.195843

O:\diforb\03oct292128\y5.dat

O:\diforb\03oct292128\y6.dat

Possible Upstream BPM deficiency 10 O:\diforb\03oct292128\y6.dat



0.146764

Excessive Chi-Square in Upstream Y fits 0.000163404

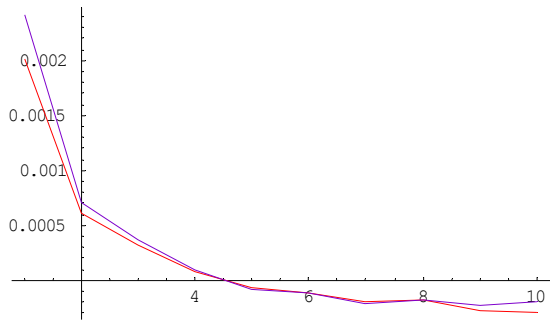
O:\diforb\03oct292128\y6.dat

Excessive Chi-Square Ratio in Upstream Y fits 0.146764

O:\diforb\03oct292128\y6.dat

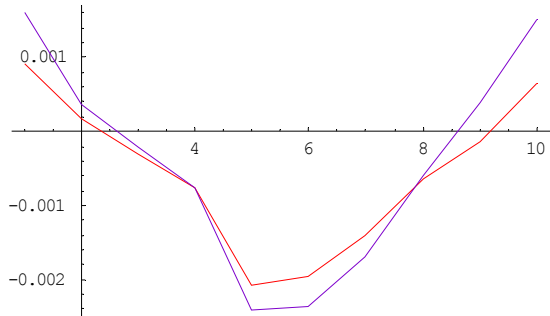
O:\diforb\03oct292128\y7.dat

Possible Upstream BPM deficiency 10 O:\diforb\03oct292128\y7.dat



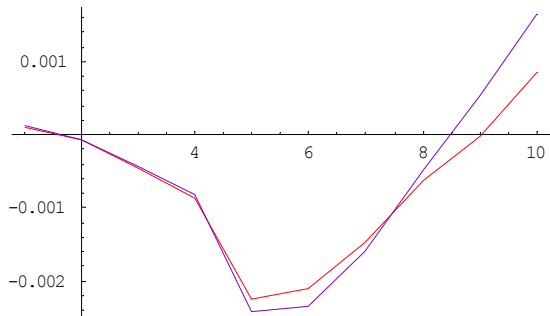
0.196443

Excessive Chi-Square in Upstream Y fits 0.000135715
 O:\diforb\03oct292128\y7.dat
 Excessive Chi-Square Ratio in Upstream Y fits 0.196443
 O:\diforb\03oct292128\y7.dat
 O:\diforb\03oct292128\y8.dat
 Possible Upstream BPM deficiency 10 O:\diforb\03oct292128\y8.dat



0.389114

Excessive Chi-Square in Upstream Y fits 0.000434074
 O:\diforb\03oct292128\y8.dat
 Excessive Chi-Square Ratio in Upstream Y fits 0.389114
 O:\diforb\03oct292128\y8.dat
 O:\diforb\03oct292128\y9.dat
 Possible Upstream BPM deficiency 10 O:\diforb\03oct292128\y9.dat



0.274152

Excessive Chi-Square in Upstream Y fits 0.000323682
 O:\diforb\03oct292128\y9.dat
 Excessive Chi-Square Ratio in Upstream Y fits 0.274152
 O:\diforb\03oct292128\y9.dat
 10 X-orbits before screening
 10 Y-orbits before screening
 X condition number: 56.905
 Y condition number: 29.6116

<< OrbCheck_offline.m3; (* This sits in /AM_math/ *)

Start Orbit Check

datdir = O:\diforb\03oct292151\
outdir = F:\

twmdir = O:\automatch_twiss\
xfitpnt = 1

yfitpnt = 1

xfitsec = 1

yfitsec = 1

xfitinp = 1

yfitinp = 1

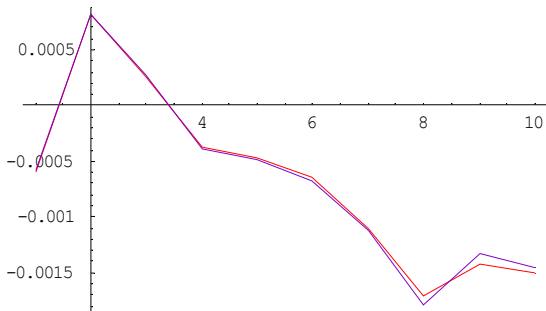
xangwt = 10.

yangwt = 10.

strarc = 0

O:\diforb\03oct292151\x1.dat

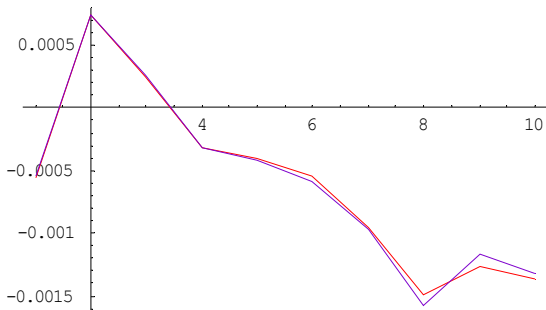
Possible Upstream BPM deficiency 10 O:\diforb\03oct292151\x1.dat



0.043579

O:\diforb\03oct292151\x2.dat

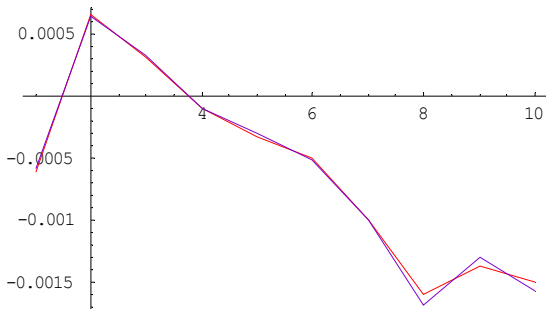
Possible Upstream BPM deficiency 10 O:\diforb\03oct292151\x2.dat



0.0474577

O:\diforb\03oct292151\x3.dat

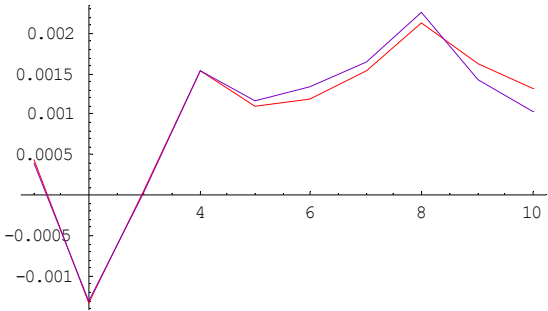
Possible Upstream BPM deficiency 10 O:\diforb\03oct292151\x3.dat



0.0431303

O:\diforb\03oct292151\x4.dat

Possible Upstream BPM deficiency 10 O:\diforb\03oct292151\x4.dat



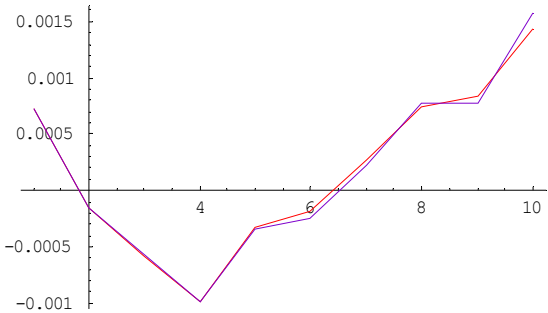
0.0964042

Excessive Chi-Square in Upstream X fits 0.000129828

O:\diforb\03oct292151\x4.dat

O:\diforb\03oct292151\x5.dat

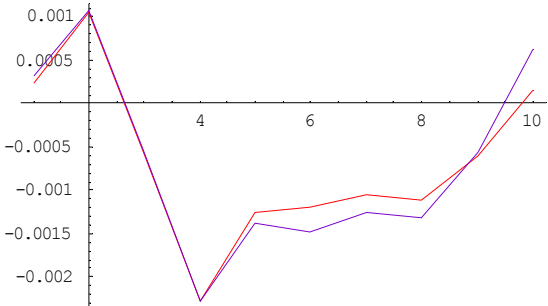
Possible Upstream BPM deficiency 10 O:\diforb\03oct292151\x5.dat



0.0763003

O:\diforb\03oct292151\x6.dat

Possible Upstream BPM deficiency 10 O:\diforb\03oct292151\x6.dat



0.179813

Excessive Chi-Square in Upstream X fits 0.000200339

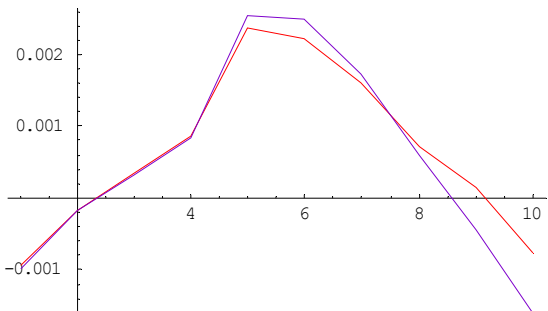
O:\diforb\03oct292151\x6.dat

Excessive Chi-Square Ratio in Upstream X fits 0.179813

O:\diforb\03oct292151\x6.dat

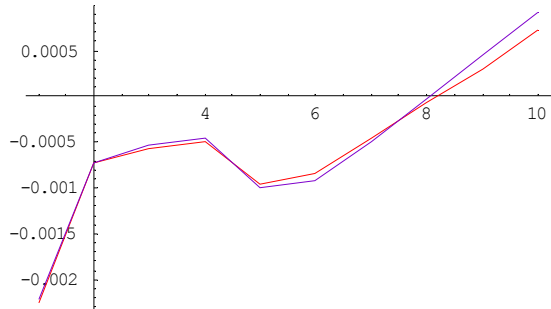
O:\diforb\03oct292151\y1.dat

Possible Upstream BPM deficiency 10 O:\diforb\03oct292151\y1.dat

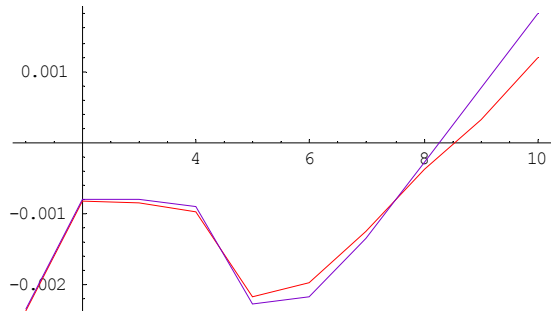


0.268493

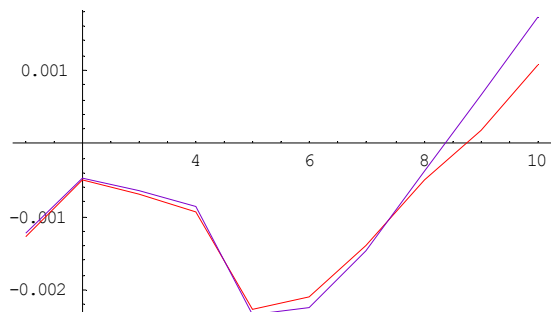
Excessive Chi-Square in Upstream Y fits 0.000339869
 O:\diforb\03oct292151\y1.dat
 Excessive Chi-Square Ratio in Upstream Y fits 0.268493
 O:\diforb\03oct292151\y1.dat
 O:\diforb\03oct292151\y2.dat
 Possible Upstream BPM deficiency 10 O:\diforb\03oct292151\y2.dat



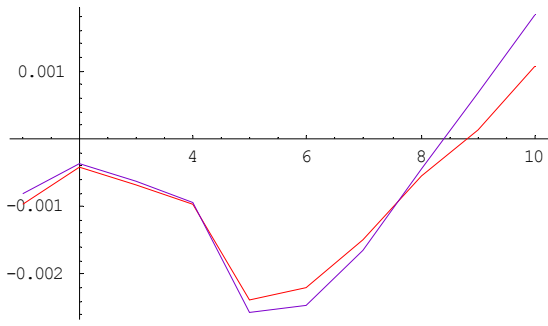
0.0953344
 O:\diforb\03oct292151\y3.dat
 Possible Upstream BPM deficiency 10 O:\diforb\03oct292151\y3.dat



0.181536
 Excessive Chi-Square in Upstream Y fits 0.000253993
 O:\diforb\03oct292151\y3.dat
 Excessive Chi-Square Ratio in Upstream Y fits 0.181536
 O:\diforb\03oct292151\y3.dat
 O:\diforb\03oct292151\y4.dat
 Possible Upstream BPM deficiency 10 O:\diforb\03oct292151\y4.dat



0.212302
 Excessive Chi-Square in Upstream Y fits 0.000269327
 O:\diforb\03oct292151\y4.dat
 Excessive Chi-Square Ratio in Upstream Y fits 0.212302
 O:\diforb\03oct292151\y4.dat
 O:\diforb\03oct292151\y5.dat
 Possible Upstream BPM deficiency 10 O:\diforb\03oct292151\y5.dat



0.247525

Excessive Chi-Square in Upstream Y fits 0.000321065

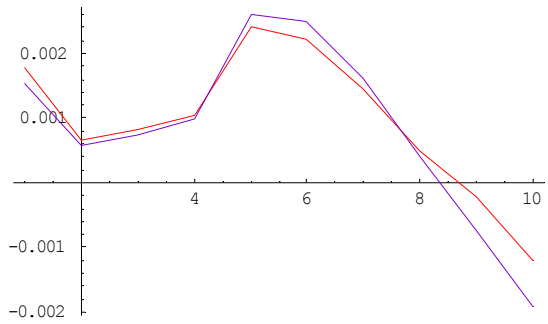
O:\diforb\03oct292151\y5.dat

Excessive Chi-Square Ratio in Upstream Y fits 0.247525

O:\diforb\03oct292151\y5.dat

O:\diforb\03oct292151\y6.dat

Possible Upstream BPM deficiency 10 O:\diforb\03oct292151\y6.dat



0.225371

Excessive Chi-Square in Upstream Y fits 0.00031765

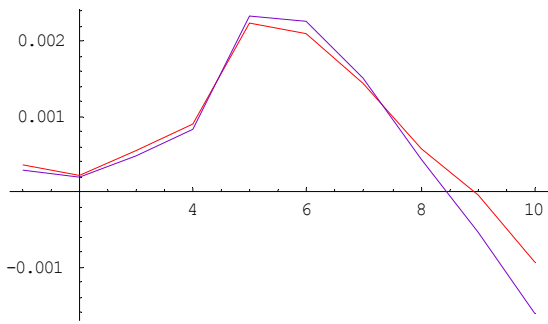
O:\diforb\03oct292151\y6.dat

Excessive Chi-Square Ratio in Upstream Y fits 0.225371

O:\diforb\03oct292151\y6.dat

O:\diforb\03oct292151\y7.dat

Possible Upstream BPM deficiency 10 O:\diforb\03oct292151\y7.dat



0.236942

Excessive Chi-Square in Upstream Y fits 0.000281291

O:\diforb\03oct292151\y7.dat

Excessive Chi-Square Ratio in Upstream Y fits 0.236942

O:\diforb\03oct292151\y7.dat

6 X-orbits before screening

7 Y-orbits before screening

X condition number: 15.5743

Y condition number: 24.227

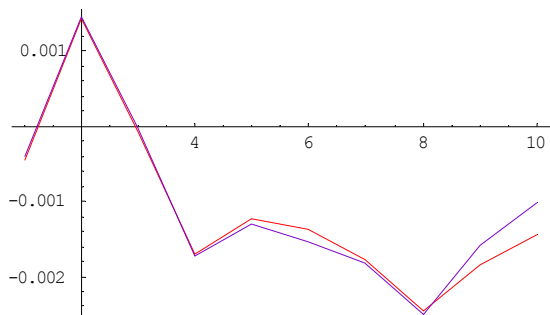
<< OrbCheck_offline.m3; (* This sits in /AM_math/ *)

Start Orbit Check

datdir = O:\diforb\03oct300116\
outdir = F:\

twkdir = O:\automatch_twiss\
xfitpnt = 1
yfitpnt = 1
xfitsec = 1
yfitsec = 1
xfitinp = 1
yfitinp = 1
xangwt = 10.
yangwt = 10.
strarc = 0

O:\diforb\03oct300116\
Possible Upstream BPM deficiency 10 O:\diforb\03oct300116\
x10.dat



0.11217

Excessive Chi-Square in Upstream X fits 0.000171433

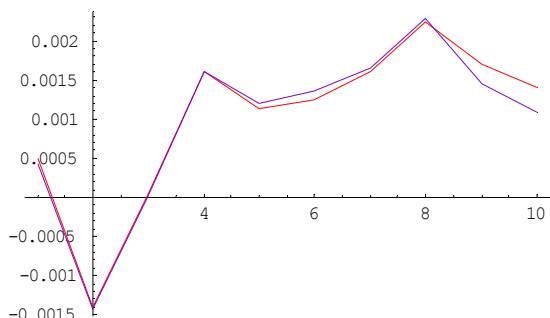
O:\diforb\03oct300116\
Possible Upstream BPM deficiency 10 O:\diforb\03oct300116\
x10.dat

Excessive Chi-Square Ratio in Upstream X fits 0.11217

O:\diforb\03oct300116\
Possible Upstream BPM deficiency 10 O:\diforb\03oct300116\
x1.dat

O:\diforb\03oct300116\
Possible Upstream BPM deficiency 10 O:\diforb\03oct300116\
x1.dat

Possible Upstream BPM deficiency 10 O:\diforb\03oct300116\
x1.dat



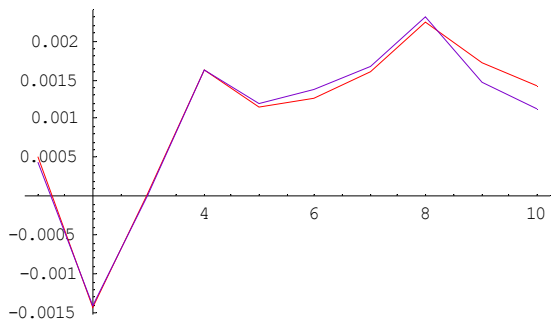
0.0979691

Excessive Chi-Square in Upstream X fits 0.000138948

O:\diforb\03oct300116\
Possible Upstream BPM deficiency 10 O:\diforb\03oct300116\
x2.dat

O:\diforb\03oct300116\
Possible Upstream BPM deficiency 10 O:\diforb\03oct300116\
x2.dat

Possible Upstream BPM deficiency 10 O:\diforb\03oct300116\
x2.dat



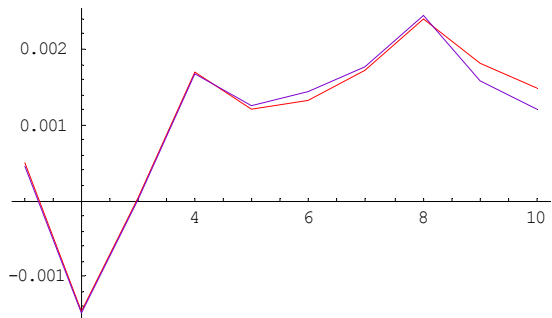
0.0960235

Excessive Chi-Square in Upstream X fits 0.000136851

O:\diforb\03oct300116\x2.dat

O:\diforb\03oct300116\x3.dat

Possible Upstream BPM deficiency 10 O:\diforb\03oct300116\x3.dat



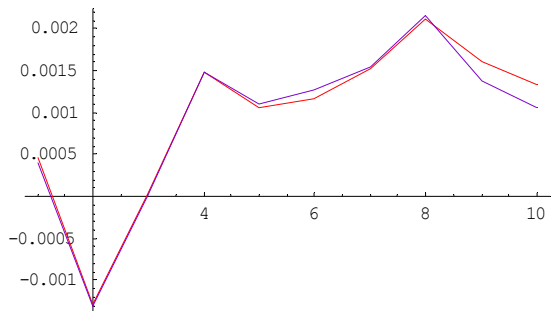
0.084624

Excessive Chi-Square in Upstream X fits 0.000127439

O:\diforb\03oct300116\x3.dat

O:\diforb\03oct300116\x4.dat

Possible Upstream BPM deficiency 10 O:\diforb\03oct300116\x4.dat



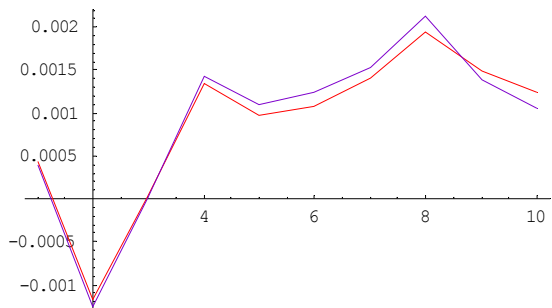
0.0902888

Excessive Chi-Square in Upstream X fits 0.000119947

O:\diforb\03oct300116\x4.dat

O:\diforb\03oct300116\x5.dat

Possible Upstream BPM deficiency 10 O:\diforb\03oct300116\x5.dat



0.100055

Excessive Chi-Square in Upstream X fits 0.000122362

O:\diforb\03oct300116\x5.dat

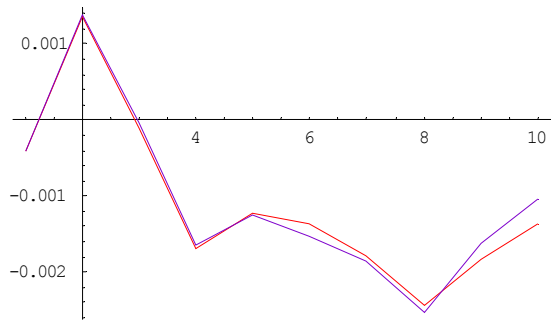
Excessive Chi-Square Ratio in Upstream X fits

0.100055

O:\diforb\03oct300116\x5.dat

O:\diforb\03oct300116\x6.dat

Possible Upstream BPM deficiency 10 O:\diforb\03oct300116\x6.dat



0.0909655

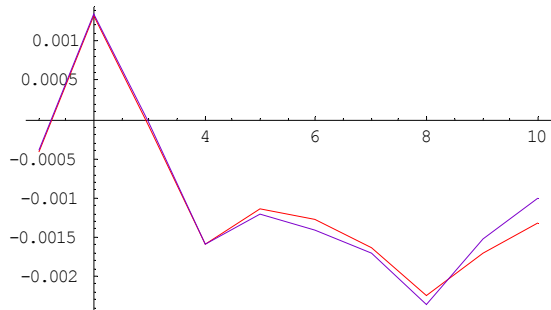
Excessive Chi-Square Ratio in Upstream X fits

0.000137158

O:\diforb\03oct300116\x6.dat

O:\diforb\03oct300116\x7.dat

Possible Upstream BPM deficiency 10 O:\diforb\03oct300116\x7.dat



0.0938006

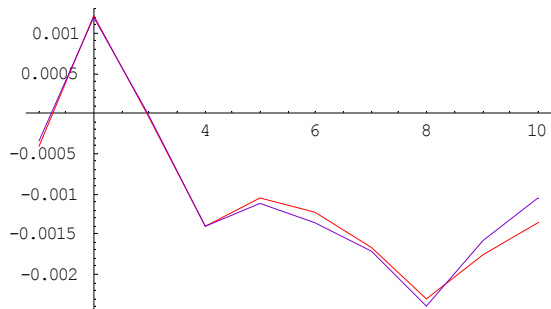
Excessive Chi-Square Ratio in Upstream X fits

0.000132159

O:\diforb\03oct300116\x7.dat

O:\diforb\03oct300116\x8.dat

Possible Upstream BPM deficiency 10 O:\diforb\03oct300116\x8.dat



0.0937677

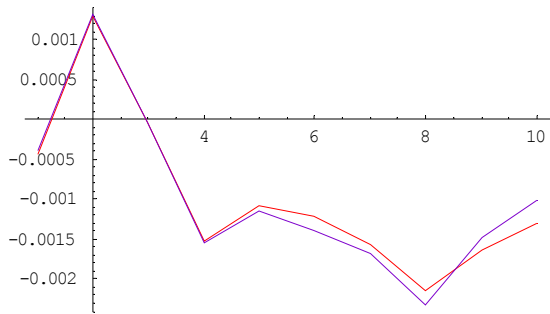
Excessive Chi-Square Ratio in Upstream X fits

0.000130193

O:\diforb\03oct300116\x8.dat

O:\diforb\03oct300116\x9.dat

Possible Upstream BPM deficiency 10 O:\diforb\03oct300116\x9.dat



0.102346

Excessive Chi-Square in Upstream X fits 0.000138356

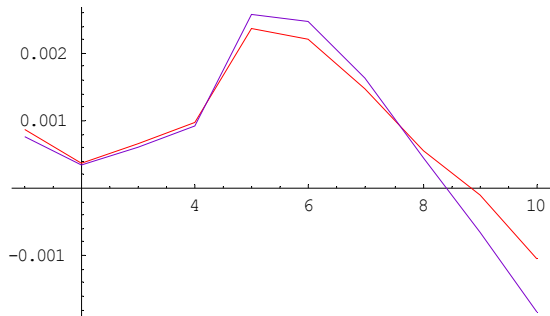
O:\diforb\03oct300116\x9.dat

Excessive Chi-Square Ratio in Upstream X fits 0.102346

O:\diforb\03oct300116\x9.dat

O:\diforb\03oct300116\y10.dat

Possible Upstream BPM deficiency 10 O:\diforb\03oct300116\y10.dat



0.257093

Excessive Chi-Square in Upstream Y fits 0.000327856

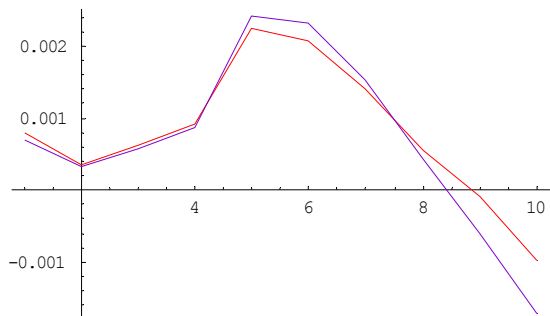
O:\diforb\03oct300116\y10.dat

Excessive Chi-Square Ratio in Upstream Y fits 0.257093

O:\diforb\03oct300116\y10.dat

O:\diforb\03oct300116\y1.dat

Possible Upstream BPM deficiency 10 O:\diforb\03oct300116\y1.dat



0.248692

Excessive Chi-Square in Upstream Y fits 0.000300328

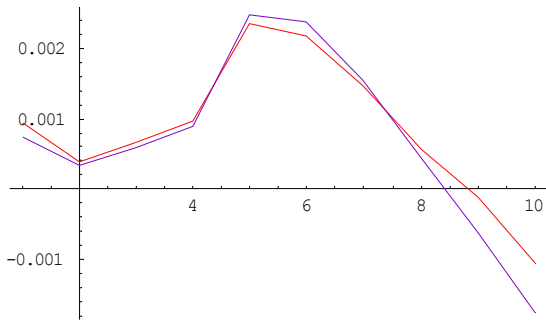
O:\diforb\03oct300116\y1.dat

Excessive Chi-Square Ratio in Upstream Y fits 0.248692

O:\diforb\03oct300116\y1.dat

O:\diforb\03oct300116\y2.dat

Possible Upstream BPM deficiency 10 O:\diforb\03oct300116\y2.dat



0.229169

Excessive Chi-Square in Upstream Y fits 0.000291918

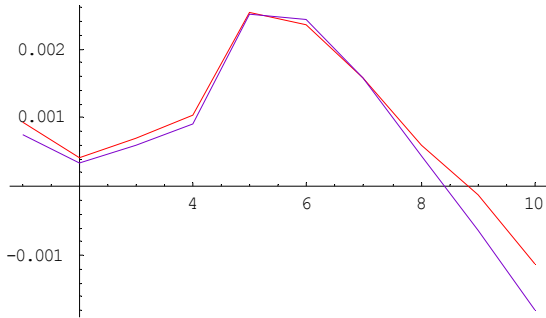
O:\diforb\03oct300116\y2.dat

Excessive Chi-Square Ratio in Upstream Y fits 0.229169

O:\diforb\03oct300116\y2.dat

O:\diforb\03oct300116\y3.dat

Possible Upstream BPM deficiency 10 O:\diforb\03oct300116\y3.dat



0.21073

Excessive Chi-Square in Upstream Y fits 0.000286753

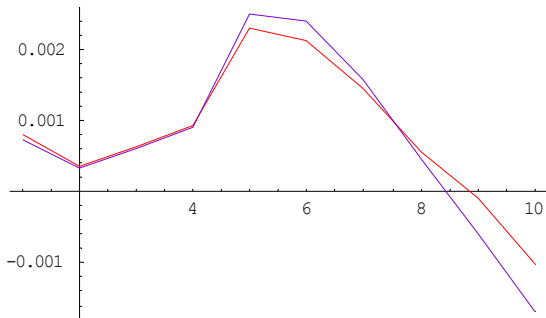
O:\diforb\03oct300116\y3.dat

Excessive Chi-Square Ratio in Upstream Y fits 0.21073

O:\diforb\03oct300116\y3.dat

O:\diforb\03oct300116\y4.dat

Possible Upstream BPM deficiency 10 O:\diforb\03oct300116\y4.dat



0.233791

Excessive Chi-Square in Upstream Y fits 0.000289039

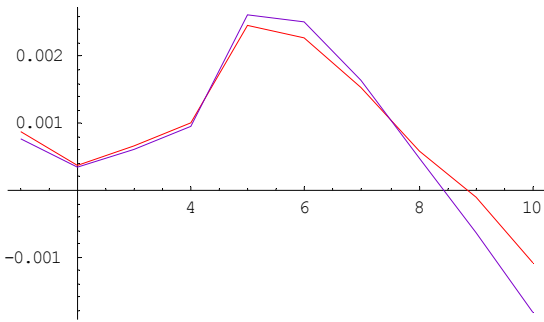
O:\diforb\03oct300116\y4.dat

Excessive Chi-Square Ratio in Upstream Y fits 0.233791

O:\diforb\03oct300116\y4.dat

O:\diforb\03oct300116\y5.dat

Possible Upstream BPM deficiency 10 O:\diforb\03oct300116\y5.dat



0.231885

Excessive Chi-Square in Upstream Y fits 0.000307426

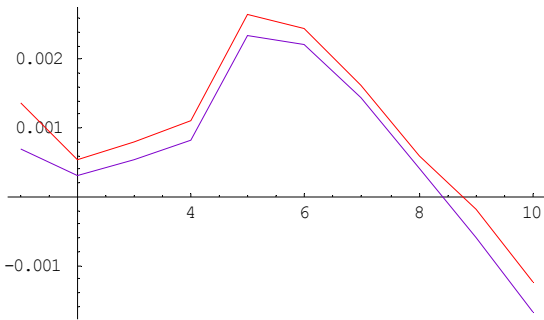
O:\diforb\03oct300116\y5.dat

Excessive Chi-Square Ratio in Upstream Y fits 0.231885

O:\diforb\03oct300116\y5.dat

O:\diforb\03oct300116\y6.dat

Possible Upstream BPM deficiency 10 O:\diforb\03oct300116\y6.dat



0.240321

Excessive Chi-Square in Upstream Y fits 0.000353299

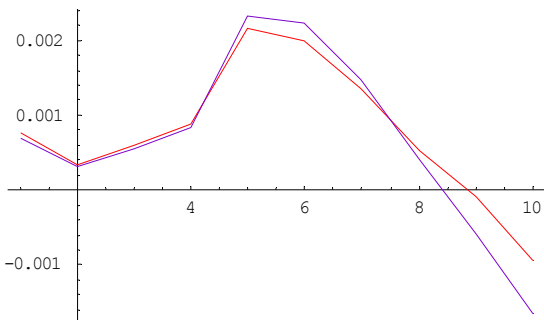
O:\diforb\03oct300116\y6.dat

Excessive Chi-Square Ratio in Upstream Y fits 0.240321

O:\diforb\03oct300116\y6.dat

O:\diforb\03oct300116\y7.dat

Possible Upstream BPM deficiency 10 O:\diforb\03oct300116\y7.dat



0.250794

Excessive Chi-Square in Upstream Y fits 0.000289807

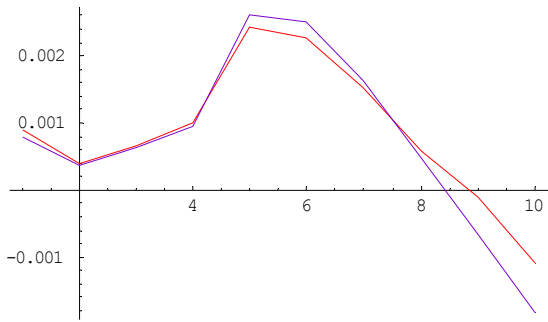
O:\diforb\03oct300116\y7.dat

Excessive Chi-Square Ratio in Upstream Y fits 0.250794

O:\diforb\03oct300116\y7.dat

O:\diforb\03oct300116\y8.dat

Possible Upstream BPM deficiency 10 O:\diforb\03oct300116\y8.dat



0.237506

Excessive Chi-Square in Upstream Y fits 0.000311494

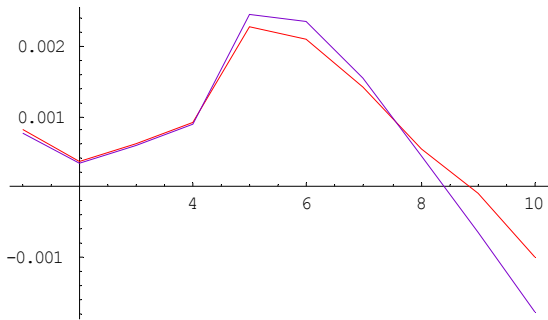
O:\diforb\03oct300116\y8.dat

Excessive Chi-Square Ratio in Upstream Y fits 0.237506

O:\diforb\03oct300116\y8.dat

O:\diforb\03oct300116\y9.dat

Possible Upstream BPM deficiency 10 O:\diforb\03oct300116\y9.dat



0.261556

Excessive Chi-Square in Upstream Y fits 0.000319363

O:\diforb\03oct300116\y9.dat

Excessive Chi-Square Ratio in Upstream Y fits 0.261556

O:\diforb\03oct300116\y9.dat

10 X-orbits before screening

10 Y-orbits before screening

X condition number: 256.374

Y condition number: 82.7316