

$$\gamma\gamma \rightarrow \pi^0\pi^0$$

Jose

March 4, 2020

1 The amplitude $\gamma^{(*)}\gamma^{(*)} \rightarrow \pi^0\pi^0$

FIG-1.pdf

The relevant tensor is:

$$V_{\mu\nu} \equiv \langle p_1, p_2 | T(J_\mu(x)J_\nu(y)) | 0 \rangle \quad (1)$$

where J_μ is the EM current. Fourier transforming in x and y with momenta k_1 and k_2 respectively, we can write the most general form for $V_{\mu\nu}$ which respects all symmetries:

$$V_{\mu\nu} = \sum_{i=1}^5 A_i(s, t, u) T_{\mu\nu}^i \quad (2)$$

where s, t, u are Mandelstam invariants and the tensor basis which respects gauge invariance is:

$$\begin{aligned} T_{\mu\nu}^1 &= k_{1\nu} k_{2\mu} - g_{\mu\nu} k_1 \cdot k_2 \\ T_{\mu\nu}^2 &= k_{1\mu} k_{1\nu} - g_{\mu\nu} k_1^2 + \frac{1}{k_2 \cdot P} (k_{2\mu} k_1^2 - k_{1\mu} k_1 \cdot k_2) \\ T_{\mu\nu}^3 &= k_{2\mu} k_{2\nu} - g_{\mu\nu} k_2^2 + \frac{1}{k_1 \cdot P} (k_{1\nu} k_2^2 - k_{2\nu} k_1 \cdot k_2) \\ T_{\mu\nu}^4 &= P_\mu P_\nu - \frac{1}{k_1 \cdot k_2} (k_{2\mu} P_\nu k_1 \cdot P + k_{1\nu} P_\mu k_2 \cdot P - g_{\mu\nu} k_1 \cdot P k_2 \cdot P) \\ T_{\mu\nu}^5 &= k_{1\mu} k_{2\nu} - \frac{1}{k_1 \cdot k_2} (k_1^2 k_{2\mu} k_{2\nu} + k_2^2 k_{1\mu} k_{1\nu} - g_{\mu\nu} k_1^2 k_2^2) \end{aligned} \quad (3)$$

with $P = p_1 - p_2$, we have:

$$\begin{aligned}
k_1 \cdot k_2 &= \frac{s}{2} - k_1^2 - k_2^2 \\
k_1 \cdot P &= \frac{1}{2}(u - t + p_1^2 - p_2^2) \\
k_2 \cdot P &= -\frac{1}{2}(u - t + p_2^2 - p_1^2)
\end{aligned} \tag{4}$$

In the case $p_1^2 = p_2^2$, $k_1 \cdot P = -k_2 \cdot P = \frac{1}{2}(u - t)$.

Bose symmetry requires that:

$$\begin{aligned}
T_{\mu\nu}(P, k_1, k_2) &= T_{\mu\nu}(-P, k_1, k_2) \\
&= T_{\nu\mu}(P, k_2, k_1)
\end{aligned} \tag{5}$$

which corresponds also to the exchange $u \leftrightarrow t$. This then implies that:

$$\begin{aligned}
A_2(s, t, u) &= A_3(s, u, t) \\
A_i(s, t, u) &= A_i(s, u, t) \quad i = 1, 4, 5
\end{aligned} \tag{6}$$

2 $\pi^0\pi^0$ photoproduction

2.1 Kinematics in Lab frame

FIG-2.pdf

Definitions:

$$\begin{aligned}
\omega &= |\vec{k}| \\
\vec{p}_\pm &= \vec{p}_1 \pm \vec{p}_2, \quad \mathbf{p}_\pm = |\vec{p}_\pm| \\
\vec{p}_f &= \vec{k} - \vec{p}_+, \quad E_f = \sqrt{\vec{p}_f^2 + M^2}
\end{aligned} \tag{7}$$

Spherical coordinates: choose \vec{k} in z direction.

$$\begin{aligned}
\vec{p}_\pm &= \mathbf{p}_\pm (\sin \theta_\pm \cos \phi_\pm, \sin \theta_\pm \sin \phi_\pm, \cos \theta_\pm) \\
E_1^2 &= \frac{1}{4}(\mathbf{p}_+^2 + \mathbf{p}_-^2 + 2\mathbf{p}_+ \cdot \mathbf{p}_- \cos \alpha) + M_\pi^2 \\
E_2^2 &= \frac{1}{4}(\mathbf{p}_+^2 + \mathbf{p}_-^2 - 2\mathbf{p}_+ \cdot \mathbf{p}_- \cos \alpha) + M_\pi^2 \\
\cos \alpha &= \cos \theta_+ \cos \theta_- + \cos(\phi_+ - \phi_-) \sin \theta_+ \sin \theta_- \\
\vec{p}_f^2 &= \mathbf{p}_+^2 + \omega^2 - 2\mathbf{p}_+ \cdot \omega \cos \theta_+ \\
E_f^2 &= \vec{p}_f^2 + M^2
\end{aligned} \tag{8}$$

so that $E_1 + E_2 = \omega + M - E_f$ depends only on \mathbf{p}_+ and θ_+ . From the above we get:

$$E_1 - E_2 = \frac{\mathbf{p}_+ \mathbf{p}_- \cos \alpha}{\omega + M - E_f} = \frac{\mathbf{p}_+ \mathbf{p}_- \cos \alpha}{E_1 + E_2} \quad (9)$$

2.2 Differential cross section

$$\begin{aligned} d\sigma &= \frac{1}{2(4\pi)^5} \frac{|\mathcal{M}|^2}{\omega M E_1 E_2 E_f} \delta(\omega + M - E_1 - E_2 - E_f) d^3 p_+ d^3 p_- \\ &= \frac{1}{2(4\pi)^5} \frac{|\mathcal{M}|^2}{\omega M E_1 E_2 E_f} \delta(\omega + M - E_1 - E_2 - E_f) \mathbf{p}_+^2 \mathbf{p}_-^2 d \cos \theta_+ d \cos \theta_- d\phi_+ d\phi_- d\mathbf{p}_+ d\mathbf{p}_- \end{aligned}$$

using that $\mathbf{p}_+ \mathbf{p}_- \cos \alpha = \vec{p}_+ \cdot \vec{p}_- = E_1^2 - E_2^2$, we obtain:

$$\delta(\omega + M - E_1 - E_2 - E_f) = 4 \frac{E_1 E_2 \mathbf{p}_-}{(E_1 + E_2) |\mathbf{p}_-^2 - (E_1 - E_2)^2|} \delta(\mathbf{p}_- - \bar{\mathbf{p}}_-) \quad (10)$$

where

$$\begin{aligned} \bar{\mathbf{p}}_- &= \frac{(E_1 + E_2) \sqrt{(E_1 + E_2)^2 - \mathbf{p}_+^2 - 4M_\pi^2}}{\sqrt{(E_1 + E_2)^2 - \mathbf{p}_+^2 \cos^2 \alpha}} \\ &= \frac{\sqrt{\mathbf{p}_+^2 + W_{\pi\pi}} \sqrt{W_{\pi\pi} - 4M_\pi^2}}{\sqrt{W_{\pi\pi} + \mathbf{p}_+^2 \sin^2 \alpha}} \end{aligned} \quad (11)$$

Here we defined the squared $\pi\pi$ invariant mass:

$$\begin{aligned} W_{\pi\pi} &= (E_1 + E_2)^2 - \mathbf{p}_+^2 = 2(\omega^2 + M^2 + \omega M) - 2\omega \mathbf{p}_+ \cos \theta_+ - 2(\omega + M)E_f \\ &= \left(-\sqrt{M^2 + \mathbf{p}_+^2 - 2\mathbf{p}_+ \omega \cos \theta_+ + \omega^2 + M + \omega} \right)^2 - \mathbf{p}_+^2 \end{aligned} \quad (12)$$

The diff cross section then becomes:

$$\begin{aligned} d\sigma &= \frac{2}{(4\pi)^5} \frac{|\mathcal{M}|^2}{\omega M E_f (E_1 + E_2) |\bar{\mathbf{p}}_-^2 - (E_1 - E_2)^2|} \mathbf{p}_+^2 \bar{\mathbf{p}}_-^3 d \cos \theta_+ d \cos \theta_- d\phi_+ d\phi_- d\mathbf{p}_+ \\ &= \frac{2}{(4\pi)^5} \frac{|\mathcal{M}|^2}{\omega M E_f |(E_1 + E_2) - \frac{\mathbf{p}_+^2 \cos^2 \alpha}{E_1 + E_2}|} \mathbf{p}_+^2 \bar{\mathbf{p}}_- d \cos \theta_+ d \cos \theta_- d\phi_+ d\phi_- d\mathbf{p}_+ \end{aligned} \quad (13)$$

where we can use:

$$\begin{aligned} E_1 + E_2 &= \omega + M - E_f \\ (E_1 - E_2)^2 &= (E_1 + E_2)^2 - 4E_1 E_2 \\ E_1 E_2 &= \sqrt{M_\pi^4 + \frac{1}{2} M_\pi^2 (\mathbf{p}_+^2 + \mathbf{p}_-^2) + \frac{1}{4} (\mathbf{p}_+^4 + \mathbf{p}_-^4 - \mathbf{p}_+^2 \mathbf{p}_-^2 \cos(2\alpha))} \end{aligned} \quad (14)$$

It is convenient to express the cross section in terms of the invariant mass squared of the two pion system, where $W_{\pi\pi} > 4M_\pi^2$ and

$$d\mathbf{p}_+ = \frac{E_f}{2(\mathbf{p}_+(\omega + M) - \omega(E_1 + E_2) \cos \theta_+)} dW_{\pi\pi} \quad (15)$$

One can then write Eq(10) as:

$$\bar{\mathbf{p}}_- = \frac{(E_1 + E_2)\sqrt{W_{\pi\pi} - 4M_\pi^2}}{\sqrt{W_{\pi\pi} + \mathbf{p}_+^2 \sin^2 \alpha}} \quad (16)$$

With some work one can replace everywhere \mathbf{p}_+ in terms of $W_{\pi\pi}$ using Eq. (12). For this, at a given ω and θ_+ , one needs that:

$$W_{\pi\pi}^2 - 4W_{\pi\pi}(M(M + \omega) + \omega^2 \sin^2 \theta_+) + 4M^2\omega^2 > 0 \quad (17)$$

and one gets:

$$\mathbf{p}_+ = \frac{\omega \cos \theta_+(2M\omega + W_{\pi\pi}) \pm (M + \omega)\sqrt{-4M^2(W_{\pi\pi} - \omega^2) - 4MW_{\pi\pi}\omega + 2W_{\pi\pi}\omega^2 \cos 2\theta_+ + W_{\pi\pi}(W_{\pi\pi} - 2\omega^2)}}{2(M + \omega)^2 - 2\omega^2 \cos^2 \theta_+} \quad (18)$$

The next step is to determine the physical domain of integration in the angles and $W_{\pi\pi}$. This is being worked out still.

Also, one should find which angular variables are the most convenient to use. This requires that we know in detail the scattering amplitude's angular dependencies in order to make the choice.

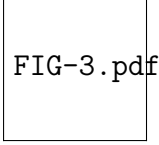
2.3 Forward limit

We will be interested in the limit of large \mathbf{p}_+ , small θ_+ and small to moderate $W_{\pi\pi}$, which implies also small α . This also implies that We also want the limit of large ω . In that limit

we have:

$$\begin{aligned}
\bar{p}_- &= \frac{(E_1 + E_2)\sqrt{W_{\pi\pi} - 4M^2}}{\sqrt{W_{\pi\pi} + \bar{p}_+^2 \sin^2 \alpha}} \\
\bar{p}_+ &= \frac{\omega(W_{\pi\pi} + 2M\omega) + (M + \omega)\sqrt{W_{\pi\pi}(W_{\pi\pi} - 4M\omega) + 4M^2(\omega^2 - W_{\pi\pi})}}{2M(M + 2\omega)} \\
&= \omega - \frac{W_{\pi\pi}}{2\omega} - \frac{W_{\pi\pi}^2}{8M\omega^2} - \frac{W_{\pi\pi}^2(2M^2 + W_{\pi\pi})}{16M^2\omega^3} + \dots \\
d\bar{p}_+ &= \left(\frac{1}{2\omega} + \frac{W_{\pi\pi}}{4M\omega^2} + \frac{W_{\pi\pi} \left(\frac{3W_{\pi\pi}}{M^2} + 4 \right)}{16\omega^3} \right) dW_{\pi\pi} \\
E_f &= \frac{W_{\pi\pi}^3}{16M^2\omega^3} + \frac{W_{\pi\pi}^2}{8M\omega^2} + M \\
E_1 + E_2 &= \omega - \frac{W_{\pi\pi}^2}{8M\omega^2} - \frac{W_{\pi\pi}^3}{16M^2\omega^3}
\end{aligned} \tag{19}$$

3 Primakoff amplitude and cross section



The scattering amplitude is given by the general expression:

$$\mathcal{M} = \epsilon^\mu T_{\mu\nu}(k, q, p_-) \frac{1}{Q^2} J^\nu \tag{20}$$

$T_{\mu\nu}$ is the Compton tensor, $Q^2 = -q^2$, and the target's EM current in the Lab frame we will neglect the spin of the target, and therefore we only care about the its charge:

$$J^\mu = g^{\mu 0} Z e F(Q^2); \text{ note that we still need to use } q_\nu J^\nu = 0 \tag{21}$$

where $F(Q^2)$ is the charge FF of the target.

Since we are interested in the region of the Primakoff peak, first we approximate the amplitude by using the Compton tensor in the limit of real Compton scattering. This is then directly obtained from the result provided by Bellucci et al. which will be valid for the small $W_{\pi\pi}$ regime. Later I will work out a more detailed analysis where the virtuality Q^2 is also included in the Compton tensor, and we will also need to give the amplitude for intermediate values of $W_{\pi\pi}$ (works of Oller and of Pennington).

For a scalar particle the (virtual) Compton tensor is written in terms of five transverse tensors (see Bakker and Ji, Few-Body Syst DOI 10.1007/s00601-016-1172-3)

$$\begin{aligned}
T^{\mu\nu} &= \sum_{n=1}^5 A_n(s, t, u) T_n^{\mu\nu} \\
T_1^{\mu\nu} &= k \cdot q g^{\mu\nu} - k^\nu q^\mu \\
T_2^{\mu\nu} &= (k^\mu k^\rho - k^2 g^{\mu\rho})(q_\rho q^\nu - q^2 g_\rho^\nu) \\
T_3^{\mu\nu} &= (p_-^\mu k^\rho - p_- \cdot k g^{\mu\rho})(p_-^\nu q_\rho - p_- \cdot q g_\rho^\nu) \\
T_4^{\mu\nu} &= (p_-^\mu k^\rho - p_- \cdot k g^{\mu\rho})(q_\rho q^\nu - q^2 g_\rho^\nu) + (k^\mu k^\rho - k^2 g^{\mu\rho})(p_-^\nu q_\rho - p_- \cdot q g_\rho^\nu) \\
T_5^{\mu\nu} &= (k^\mu k^\rho - k^2 g^{\mu\rho}) p_{-\rho} p_-^\sigma (q_\sigma q^\nu - q^2 g_\sigma^\nu)
\end{aligned} \tag{22}$$

Here, using $k^2 = 0$:

$$\begin{aligned}
s &= p_+^2 = W_{\pi\pi} \\
u - t &= 2k \cdot p_- = 2\omega(E_1 - E_2 - \mathbf{p}_- \cos \theta_-) \\
s + t + u &= 2M_\pi^2 + q^2
\end{aligned} \tag{23}$$

which allow us to write:

$$\begin{aligned}
q \cdot p_- &= -k \cdot p_- = \frac{1}{2}(t - u) \\
k \cdot q &= \frac{1}{2}(W_{\pi\pi} - q^2)
\end{aligned}$$

(24)

In the limit $k^2 = q^2 = 0$:

$$\begin{aligned}
T_1^{\mu\nu} &= k \cdot q g^{\mu\nu} - k^\nu q^\mu \\
T_2^{\mu\nu} &= k \cdot q k^\mu q^\nu \\
T_3^{\mu\nu} &= (p_-^\mu k^\rho - p_- \cdot k g^{\mu\rho})(p_-^\nu q_\rho - p_- \cdot q g_\rho^\nu) \\
T_4^{\mu\nu} &= (p_-^\mu k \cdot q - p_- \cdot k q^\mu) q^\nu + k^\mu (p_-^\nu k \cdot q - p_- \cdot q k^\nu) \\
T_5^{\mu\nu} &= k \cdot p_- q \cdot p_- k^\mu q^\nu
\end{aligned} \tag{25}$$

where for real photons only T_1 and T_3 will contribute to the amplitude after contracting with photon polarizations. The tensor we need in this limit, eliminating terms that are proportional to k^μ due to transversity with the incoming photon polarization:

$$T_{\mu\nu} = A(W_{\pi\pi}, t, u) \left(\frac{1}{2} W_{\pi\pi} g_{\mu\nu} - k_\nu q_\mu \right) \tag{26}$$

$$\begin{aligned}
&+ 2B(W_{\pi\pi}, t, u) \left((W_{\pi\pi} - q^2) p_{-\mu} p_{-\nu} - 2(k \cdot p_- q_\mu p_{-\nu} + q \cdot p_- k_\nu p_{-\mu} - g_{\mu\nu} k \cdot p_- q \cdot p_-) \right) \\
&+ C(W_{\pi\pi}, t, u) (W_{\pi\pi} p_-^\mu - 2p_- \cdot k q^\mu) q^\nu
\end{aligned} \tag{27}$$

where $p_- = p_1 - p_2$. For the case where one contracts the Compton tensor with a conserved current as it is the case here, namely $T^{\mu\nu} J_\nu$ where J_ν is the target electric current. Since $q^\mu J_\mu = 0$, the term $C(W_{\pi\pi}, t, u)$ does not contribute.

The low energy theorem for Compton scattering gives the following constraints:

$$\begin{aligned} \frac{\alpha}{2M_\pi}(A + 16M_\pi^2 B)|_{W_{\pi\pi}=0, t=M_\pi^2} &= \alpha_\pi \\ -\frac{\alpha}{2M_\pi}A|_{W_{\pi\pi}=0, t=M_\pi^2} &= \beta_\pi \end{aligned} \quad (28)$$

where α_π β_π are the electric and magnetic polarizabilities respectively.

For the functions A and B there are low energy results in ChPT (Bellucci et al) at two loops. The results are as follows:

$$\begin{aligned} A(s, t, u) &= 4\frac{G_\pi(s)}{sF_\pi^2}(s - M_\pi^2) + U_A + P_A \\ B(s, t, u) &= U_B + P_B \end{aligned} \quad (29)$$

where the functions and polynomials U and P are given in Bellucci's et al., see Appendix A:

$$G_\pi(s) = -\frac{1}{(4\pi)^2} \left(1 + 2\frac{M_\pi^2}{s} \int_0^1 \frac{dx}{x} \log\left(1 - \frac{s}{M_\pi^2} x(1-x)\right) \right) \quad (30)$$

Use the integral in terms of dilogarithm functions:

$$\int_0^1 \frac{dx}{x} \log(1 - Ux(1-x)) = -\text{Li}_2\left(\frac{1}{2}\left(U - \sqrt{U-4\sqrt{U}}\right)\right) - \text{Li}_2\left(\frac{1}{2}\left(U + \sqrt{U-4\sqrt{U}}\right)\right) \quad (31)$$

where in our case U must be taken to have an imaginary part $+i\epsilon$. At low energy $W_{\pi\pi} < (0.4\text{GeV})^2$ the t dependence of the amplitudes A and B is very small and can be neglected. We however should later consider also the effects of $Q^2 > 0$ and check that claim.

3.1 Amplitude squared in Lab frame

$$\begin{aligned} |\mathcal{M}|^2 &= \frac{1}{Q^4} Z^2 e^2 F^2(Q^2) |A(s, t, u) \omega \epsilon \cdot q \\ &\quad - 2B(s, t, u)((W_{\pi\pi} + Q^2)(E_1 - E_2) + 2\omega k \cdot p_-) \epsilon \cdot p_- - 2(E_1 - E_2) k \cdot p_- \epsilon \cdot q \\ &= \frac{1}{Q^4} Z^2 e^2 F^2(Q^2) |K_1 \epsilon \cdot q + K_2 \epsilon \cdot p_-|^2 \end{aligned} \quad (32)$$

where

$$\begin{aligned} K_1 &= \omega A(s, t, u) + 4B(s, t, u)(E_1 - E_2) k \cdot p_- \\ K_2 &= -2B(s, t, u)((W_{\pi\pi} + Q^2)(E_1 - E_2) + 2\omega k \cdot p_-) \end{aligned} \quad (33)$$

The relevant products we need to use are:

$$\begin{aligned}
\epsilon \cdot q &= -\vec{\epsilon} \cdot \vec{p}_+ = -\mathbf{p}_+ \sin \theta_+ \cos \phi_+ \\
\epsilon \cdot p_- &= -\mathbf{p}_- \sin \theta_- \cos \phi_- \\
q^2 &= -Q^2 = W_{\pi\pi} - 2\omega(E_1 + E_2 - \mathbf{p}_+ \cos \theta_+) \\
k \cdot p_- &= \omega(E_1 - E_2 - \mathbf{p}_- \cos \theta_-) \\
q \cdot p_- &= -k \cdot p_- = -\omega(E_1 - E_2 - \mathbf{p}_- \cos \theta_-) \\
p_-^2 &= 4M_\pi^2 - W_{\pi\pi}
\end{aligned} \tag{34}$$

In the case of unpolarized photon beam we get:

$$|\mathcal{M}|^2 = \frac{1}{2} \frac{1}{Q^4} Z^2 e^2 F^2(Q^2) (-|K_1|^2 p_-^2 + |K_2|^2 Q^2 + 2\text{Re}(K_1 K_2^*) p_- \cdot k) \tag{36}$$

$$\begin{aligned}
|\mathcal{M}|^2 &= \frac{1}{Q^4} Z^2 e^2 F^2(Q^2) (A \omega q^\mu - 2B (E_1 - E_2) ((s + Q^2 + q \cdot p_-) p_-^\mu - 2k \cdot p_- q^\mu) \\
&\times (A^* \omega q_\mu - 2B^* (E_1 - E_2) ((s + Q^2 + q \cdot p_-) p_{-\mu} - 2k \cdot p_- q_\mu) \\
&= \frac{e^2 Z^2 F(Q^2)^2}{Q^4} \left(Q^2 \omega^2 \left(-|A|^2 - 16|B|^2 (E_1 - E_2)^2 \right. \right. \\
&\times \left. \left. ((E_1 + E_2) \cos(\theta_-) \sqrt{\frac{s - 2M_\pi^2}{\mathbf{p}_+^2 \sin^2(\alpha) + s}} - E_1 + E_2)^2 \right) \right. \\
&+ \left. \left(\omega(E_1 + E_2) \cos(\theta_-) \sqrt{\frac{s - 2M_\pi^2}{\mathbf{p}_+^2 \sin^2(\alpha) + s}} - E_1 \omega + E_2 \omega + Q^2 + s \right) \right. \\
&\times \left. \left(4\text{Re}(AB^*) \omega^2 (E_1 - E_2) \left(-(E_1 + E_2) \cos(\theta_-) \sqrt{\frac{s - 2M_\pi^2}{\mathbf{p}_+^2 \sin^2(\alpha) + s}} + E_1 - E_2 \right) \right. \right. \\
&+ \left. \left. 16|B|^2 \omega^2 (E_1 - E_2)^2 \left((E_1 + E_2) \cos(\theta_-) \sqrt{\frac{s - 2M_\pi^2}{\mathbf{p}_+^2 \sin^2(\alpha) + s}} - E_1 + E_2 \right)^2 \right) \right. \\
&+ \left. 4|B|^2 (E_1 - E_2)^2 \left(\frac{(E_1 + E_2)^2 (2M_\pi^2 - s)}{\mathbf{p}_+^2 \sin^2(\alpha) + s} + (E_1 - E_2)^2 \right) \right. \\
&\times \left. \left. \left(\omega(E_1 + E_2) \cos(\theta_-) \sqrt{\frac{s - 2M_\pi^2}{\mathbf{p}_+^2 \sin^2(\alpha) + s}} - E_1 \omega + E_2 \omega + Q^2 + s \right) \right) \right) \tag{37}
\end{aligned}$$

3.2 Amplitudes A and B for simulation

We need to have a parametrization which for now gives a sufficiently realistic description for carrying out simulations. We present here a model for $A(s, t, u)$ and $B(s, t, u)$ based on dispersion theory to take into account the FSI of the pions with addition of t- and u-channel exchanges of resonances. At present there are many works with increasing level of rigor, with the latest ones being quite complicated. So, for a first approximation we adopt here one of the early models by Donoghue and Holstein (1994).

The Donoghue-Holstein model: premises of the model: 1) only S-wave $\pi\pi$ FSI are considered, which is accurate at small $W_{\pi\pi}$. 2) vector (also axial vector for the case of $\pi^+\pi^-$) exchanges in t- and u- channels of the $\gamma\gamma \rightarrow \pi\pi$ reaction. The latter give the t- and u-dependency. For the neutral pions the model gives:

$$\begin{aligned} s A(s, t, u) &= -\frac{2}{3}(f_0(s) - f_2(s)) + \frac{2}{3}(p_0(s) - p_2(s)) - \frac{s}{2} \sum_{V=\rho,\omega} R_V \left(\frac{t + M_\pi^2}{t - M_V^2} + \frac{u + M_\pi^2}{u - M_V^2} \right) \\ B(s, t, u) &= -\frac{1}{8} \sum_{V=\rho,\omega} R_V \left(\frac{1}{t - M_V^2} + \frac{1}{u - M_V^2} \right) \end{aligned} \quad (38)$$

Here the subindices 0 and 2 indicate the Isospin state of the pion pair. $f_I(s)$ admit a dispersive representation for which we need the $I = 0$ and 2 S-wave $\pi\pi$ phase shifts. In the case of the neutral pions we only have ρ_0 and ω exchanges, where here R_V indicates the coupling in the vertex $V \rightarrow \gamma\pi^0$. Here we use:

$$R_V = \frac{6M_V^2}{\alpha} \frac{\Gamma(V \rightarrow \pi\gamma)}{(M_V^2 - M_\pi^2)^3} \quad (39)$$

The functions $p_I(s)$ are known (given below by the model of resonance t- and u-channel exchanges), are real for positive s and reproduce the same discontinuity as $f_I(s)$ for negative s .

The hard problem is to implement the dispersive representation for $f_I(s)$. We will neglect inelasticities in the $\pi\pi$ FSI. The DH model implements the approach of Morgan and Pennington who write a twice subtracted dispersion relation for the combination $(f_I(s) - p_I(s))/\Omega_I(s)$, which has only a discontinuity for $s > 4M_\pi^2$ and is otherwise analytic everywhere. $\Omega_I(s)$ is the Omnès function given in terms of the corresponding $\pi\pi$ phase shift:

$$\begin{aligned} \Omega_I(s) &= \exp \left(\frac{s}{\pi} \int_{4M_\pi^2}^{\infty} \frac{\phi_I(s') ds'}{s' - s} \right) \\ \Omega_I(s > 4M_\pi^2) &= e^{i\phi_I(s)} \exp \left(\frac{s}{\pi} \int_{4M_\pi^2}^{\infty} \frac{\phi_I(s') - \phi_I(s) ds'}{s' - s} + \frac{\phi_I(s)}{\pi} \log \frac{4M_\pi^2}{s - 4M_\pi^2} \right) \end{aligned} \quad (40)$$

where the phases ϕ_0 is related to the corresponding $\pi\pi$ phase shift: $\phi_0(s) = \theta(M - \sqrt{s})\delta_0^0(s) + \theta(\sqrt{s} - M)(\pi - \delta_0^0(s))$, where M is the mass of the f_0 resonance. For $I = 2$ one can take

$$\phi_2(s) = \delta_0^2(s).$$

We have that:

$$f_I(s) = p_I(s) + \Omega_I(s) \left(c_I + d_I s - \frac{s^2}{\pi} \int_{4M_\pi^2}^{\infty} p_I(s') \Im(\Omega_I^{-1}(s')) \frac{ds'}{(s' - s)s'^2} \right) \quad (41)$$

Finally, the functions $p_I(s)$ are as follows:

$$\begin{aligned} p_I(s) &= f_I^{\text{Born}}(s) + p_I^A(s) + p_I^\rho(s) + p_I^\omega(s) \\ p_0^A(s) = p_2^A(s) &= \frac{L_9^r + L_{10}^r}{F_\pi^2} \left(s + \frac{M_A^2 - M_\pi^2}{\beta(s)} \log \frac{1 + \beta(s) + s_A/s}{1 - \beta(s) + s_A/s} \right) \\ p_0^\rho(s) &= \frac{3}{2} R_\rho \left(\frac{M_\rho^2}{\beta(s)} \log \frac{1 + \beta(s) + s_\rho/s}{1 - \beta(s) + s_\rho/s} \right) \\ p_2^\rho(s) &= 0 \\ p_0^\omega(s) = -\frac{1}{2} p_0^\omega(s) &= -\frac{1}{2} R_\omega \left(\frac{M_\omega^2}{\beta(s)} \log \frac{1 + \beta(s) + s_\omega/s}{1 - \beta(s) + s_\omega/s} - s \right) \end{aligned} \quad (42)$$

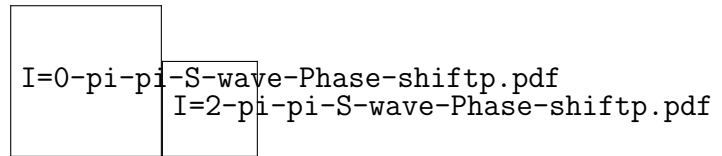
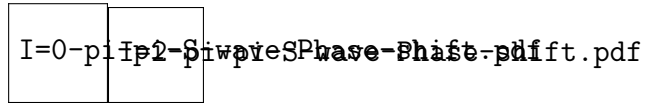
where L_9^r and L_{10}^r are the renormalized $\mathcal{O}(p^4)$ LECs and given by: $L_9^r + L_{10}^r = 1.43 \pm 0.27 \times 10^{-3}$, and:

$$\begin{aligned} s_i &= 2(M_i^2 - M_\pi^2) \\ R_\omega &= 1.35/\text{GeV}^2; \quad R_\rho = 0.12/\text{GeV}^2 \\ \beta(s) &= \sqrt{\frac{s - 4M_\pi^2}{s}} \end{aligned} \quad (43)$$

Numerical implementation: we need a simple functional parametrization of the phase shifts (in progress).

3.3 Parametrization of the S-wave $\pi\pi$ phase shifts

The following figures show the present knowledge of the relevant phase shifts:



We fit to the phase shift data the following forms:

$$\delta_0^I(s) = \arcsin \left(\frac{\Gamma_I}{2\sqrt{(\sqrt{s} - M_I)^2 + \frac{\Gamma_I^2}{4}}} \right) + \sum_{n=0}^N a_n (\sqrt{s})^n \quad (44)$$

where we include one single resonance for each $I = 0, 2$.

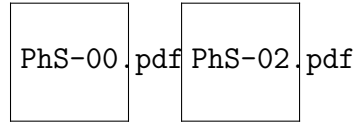
For the available data we need only up to $N = 3$ for $I = 0$, with the result:

$$\begin{aligned} M_0 &= 0.994 \text{ GeV}; & \Gamma_0 &= 0.0624 \text{ GeV} \\ a_0 &= -1.439; & a_1 &= 6.461/\text{GeV}; & a_2 &= -5.529/\text{GeV}^2; & a_3 &= 2.022/\text{GeV}^3 \end{aligned} \quad (45)$$

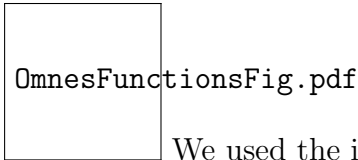
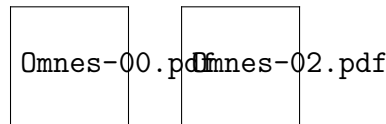
For the case $I = 2$ one finds that the resonance term is not needed at all and a good fit is provided with $N = 3$ with the result:

$$a_0 = -0.878; a_1 = -0.611/\text{GeV}; a_2 = -0.083/\text{GeV}^2; a_3 = 0.115/\text{GeV}^3 \quad (46)$$

The figure shows the parametrized phase shifts along with the corresponding phase ϕ_I^0 .



The resulting Omnès functions are shown in the figure, where the red curves show the real part and blue the imaginary ones.:



We used the integration in s' up to 1.4 and 2.4 GeV^2 to see how sensitive is the Omnès function to the high energy inputs of the phase shifts. In red the real parts and in blue the imaginary parts.

The amplitude $A(s, t, u)$ in the limit of real photons, and in the approach followed here of keeping only the S-wave, becomes only a function of s . Using the results obtained here and a fit to the available cross section (see the next section), one obtains that A is real

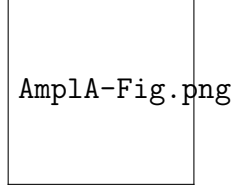


Figure 1: Red: $Re(A(s))$, Blue: $Im(A(s))$

and given by the figure below. We are working on a parametrization at this point.

Still working on improving parametrization of the Amplitude A

Result of one parametrization: since we are using the S-wave approximation, there is no dependency on t , so:

$$\begin{aligned}
Re A_{par}(s) = & -\frac{0.0401449}{|s - (0.99 - i 0.027)|} - 3.42726 s \\
& + 0.00399002 e^{5.90315(s-1.48297)^2} - 0.00202174 e^{8.10357(s-1.37113)^2} + 0.000320964 e^{9.36221(s-1.32585)^2} \\
& + 0.000249196 e^{9.41227(s-1.31682)^2} + 0.000158993 e^{8.04004(s-1.25463)^2} \\
& + 531.611 \tanh(21.5329(s - 0.00549155)) - 522.191
\end{aligned} \tag{47}$$

The imaginary part of A is very small so we neglect it for now.

4 $\gamma\gamma \rightarrow \pi^0\pi^0$ Cross section

For real photons the $\gamma\gamma \rightarrow \pi^0\pi^0$ cross section becomes:

$$\begin{aligned}
\sigma_{\gamma\gamma \rightarrow \pi^0\pi^0}(|\cos\theta| < Z)(s) = & \frac{\pi\alpha_{EM}^2}{s^2} \int_{-Z}^Z \frac{1}{4} \sqrt{s(s - 4M_\pi^2)} \\
& \times (|A(s, t, u)s - M_\pi^2 B(s, t, u)|^2 + \frac{1}{s^2} (M_\pi^4 - tu)^2 |B(s, t, u)|^2) dz
\end{aligned} \tag{48}$$

where $z = \cos\theta$ and CM we have: $s + t + u = 2M_\pi^2$, and $t = M_\pi^2 - \frac{s}{2} + \frac{1}{4}\sqrt{s(s - 4M_\pi^2)}z$.

Note that for both amplitudes A and B the dominant component for $s < 1 GeV^2$ is the S-wave, so that we have $A = A(s)$ and $B = B(s)$. Using that

$$tu = \frac{1}{16} \left(s z^2 (4M_\pi^2 - s) + 4 (s - 2M_\pi^2)^2 \right)$$

where $\cos\theta = z$.

CrossSectionFig.pdf

Figure 2: $\gamma\gamma \rightarrow \pi^0\pi^0$ cross section integrated for the scattering angle $|\cos\theta| < 0.8$. Data from the Cristal Ball

$$\begin{aligned}
\sigma_{\gamma\gamma \rightarrow \pi^0\pi^0}(|\cos\theta| < Z)(s) &= \frac{\pi\alpha_{EM}^2}{s^2} \frac{Z}{2} \sqrt{s(s - 4M_\pi^2)} & (49) \\
&\times (|A(s)s - M_\pi^2 B(s)|^2 \\
&+ \frac{1}{s^2} \left(M_\pi^4 - \frac{1}{16} \left(\frac{Z^2}{3} s(4M_\pi^2 - s) + 4(s - 2M_\pi^2)^2 \right) \right) |B(s)|^2)
\end{aligned}$$

We fit to the Cristal Ball data the parameters c_0 , d_0 , c_2 , d_2 which give in corresponding units:

$$\begin{aligned}
c_0 &= -0.529 \\
d_0 &= -2.033 \\
c_2 &= 0.953 \\
d_2 &= -1.271
\end{aligned} \tag{50}$$

The result is shown in the figure:

In progress: a fit to a wider range in s to include if possible the region of the f_0

5 Possible hadronic exchange background

The possible hadronic t-exchange that can contribute to the $\pi^0\pi^0$ coherent photoproduction will involve ρ^0 and ω exchanges. We need to model this.

6 Appendix A

6.1 U_A and P_A in ChPT (Bellucci et al)

$$\begin{aligned}
U_A &= \frac{2}{sF_\pi^4} G_\pi(s) ((s^2 - M_\pi^2)J_\pi(s) + C(s)) + \frac{\ell_\Delta}{24\pi^2 F_\pi^4} (s - M_\pi^2)J_\pi(s) \\
&+ \frac{\ell_2 - 5/6}{144\pi^2 s F_\pi^4} (s - 4M_\pi^2)(H(s) + 4(sG_\pi(s) + 2M_\pi^2(\tilde{G}_\pi(s) - 3\tilde{J}_\pi(s)))d_{00}^2) \\
P_A &= \frac{1}{(4\pi)^2 F_\pi^4} (a_1 M_\pi^2 + a_2 s)
\end{aligned} \tag{51}$$

where the constants a_1 and a_2 need to be fitted, and:

$$\begin{aligned}
J_\pi(s) &= -\frac{1}{(4\pi)^2} \int_0^1 dx \log(1 - \frac{s}{M_\pi^2} x(1-x)) = \frac{2}{(4\pi)^2} \left(1 - \frac{\sqrt{4 - \frac{s}{M_\pi^2}} \tan^{-1} \left(\frac{\sqrt{\frac{s}{M_\pi^2}}}{\sqrt{4 - \frac{s}{M_\pi^2}}} \right)}{\sqrt{\frac{s}{M_\pi^2}}} \right) \\
\tilde{J}_\pi(s) &= J_\pi(s) - sJ'_\pi(0) \\
\tilde{G}_\pi(s) &= G_\pi(s) - sG'_\pi(0) \\
H_\pi(s) &= (s - 10M_\pi^2)J_\pi(s) + 6M_\pi^2 G_\pi(s)
\end{aligned} \tag{52}$$

and:

$$\begin{aligned}
C(s) &= \frac{1}{48\pi^2} \left(2(\ell_1 - \frac{4}{3})(s - 2M_\pi^2)^2 + \frac{1}{3}(\ell_2 - \frac{5}{6})(4s^2 - 8sM_\pi^2 + 16M_\pi^4) \right. \\
&\quad \left. - 3M_\pi^4 \ell_3 + 12M_\pi^2(s - M_\pi^2)\ell_4 - 12sM_\pi^2 + 15M_\pi^4 \right) \\
d_{00}^2 &= \frac{1}{2}(3\cos^2 \theta_{CM} - 1)
\end{aligned} \tag{53}$$

where θ_{CM} is the $\gamma\gamma^* \rightarrow \pi\pi$ scattering angle in CM, and the low energy constants ℓ_i are known.

Note that the amplitude depends only on s except for the term d_{00}^2 . It is possible that this term will be entirely irrelevant at low $W_{\pi\pi}$ (need to check).

6.2 U_B and P_B

$$\begin{aligned}
U_B &= \frac{\ell_2 - \frac{5}{6}}{288\pi^2 F_\pi^4 s} H_\pi(s) \\
P_B &= \frac{b}{(4\pi F_\pi)^4}
\end{aligned} \tag{54}$$

where b is fitted.

7 Appendix B

CM kinematics

Useful invariants in Lab frame:

$$\begin{aligned}
q &= \mathbf{p}_+ - k \\
\epsilon^\mu q_\mu &= -\vec{\epsilon} \cdot \vec{q} = -\vec{\epsilon} \cdot \vec{\mathbf{p}}_+ = -\mathbf{p}_+ \sin \theta_+ \cos \phi_+ \\
\epsilon^\mu p_{-\mu} &= -\vec{\epsilon} \cdot \vec{\mathbf{p}}_- = -\mathbf{p}_- \sin \theta_- \cos \phi_- \\
k^\mu J_\mu &= \omega Z e F(Q^2) \\
k^\mu p_{+\mu} &= k^\mu q_\mu = \omega(E_1 + E_2 - \mathbf{p}_+ \cos \theta_+) \\
q^\mu p_{+\mu} &= s - k^\mu p_{+\mu} \\
Q^2 &= -s + 2k^\mu p_{+\mu} = -s + 2\omega((E_1 + E_2) - \mathbf{p}_+ \cos \theta_+) \\
&= 2\omega \mathbf{p}_+ (1 - \cos \theta_+) + s \left(\frac{\omega}{\mathbf{p}_+} - 1 \right) - s^2 \frac{\omega}{4\mathbf{p}_+^3} + \dots \\
q^\mu p_{-\mu} &= -k^\mu p_{-\mu} = -\omega(E_1 - E_2 - \mathbf{p}_- \cos \theta_-)
\end{aligned} \tag{55}$$

$$\begin{aligned}
s &= 4\omega_{CM}^2 = p_+ \cdot p_+ \\
-\frac{1}{2}\sqrt{s(s - 4M_\pi^2)} \cos \theta_{CM} &= k \cdot p_- = \omega(E_1 - E_2 - \mathbf{p}_- \cos \theta_-)
\end{aligned} \tag{56}$$

where we can use:

$$\begin{aligned}
E_1 + E_2 &= \sqrt{s + \mathbf{p}_+^2} \\
E_1 - E_2 &= \frac{\mathbf{p}_+ \sqrt{s - 4M_\pi^2} \cos \alpha}{\sqrt{s + \mathbf{p}_+^2 \sin^2 \alpha}} \tag{57}
\end{aligned}$$

Figure 3: Primakoff cross section for $\pi^0\pi^0$.

8 Relation between the amplitudes of Donoghue-Holstein and Bellucci-Gasser-Sainio

The two basis Compton tensors are related by:

$$\begin{aligned} T_{1\mu\nu}^{DH} &= -T_{1\mu\nu}^{BGS} \\ T_{2\mu\nu}^{DH} &= \frac{1}{4}T_{1\mu\nu}^{BGS} + \frac{1}{8s}T_{2\mu\nu}^{BGS} \end{aligned} \quad (58)$$

and the amplitudes are related as follows:

$$\begin{aligned} A^{DH} &= -A^{BGS} - 2sB^{BGS} \\ B^{DH} &= 8sB^{BGS} \end{aligned} \quad (59)$$

9 Primakoff Cross Section

$$\frac{d^2\sigma}{d\theta dW_{\pi\pi}} = (2\pi \sin\theta) \times 2\alpha \frac{Z^2}{\pi^2} E_\gamma^4 \beta^2 \frac{\sin^2\theta}{W_{\pi\pi}} \frac{\sigma(W_{\pi\pi})}{Q^4} \quad (60)$$

HOMEWORK

- 1) Study the photon polarization dependency. (Dai & Pennington studied the effect of polarization)
- 2) Another way to provide the amplitude A : spline or table.