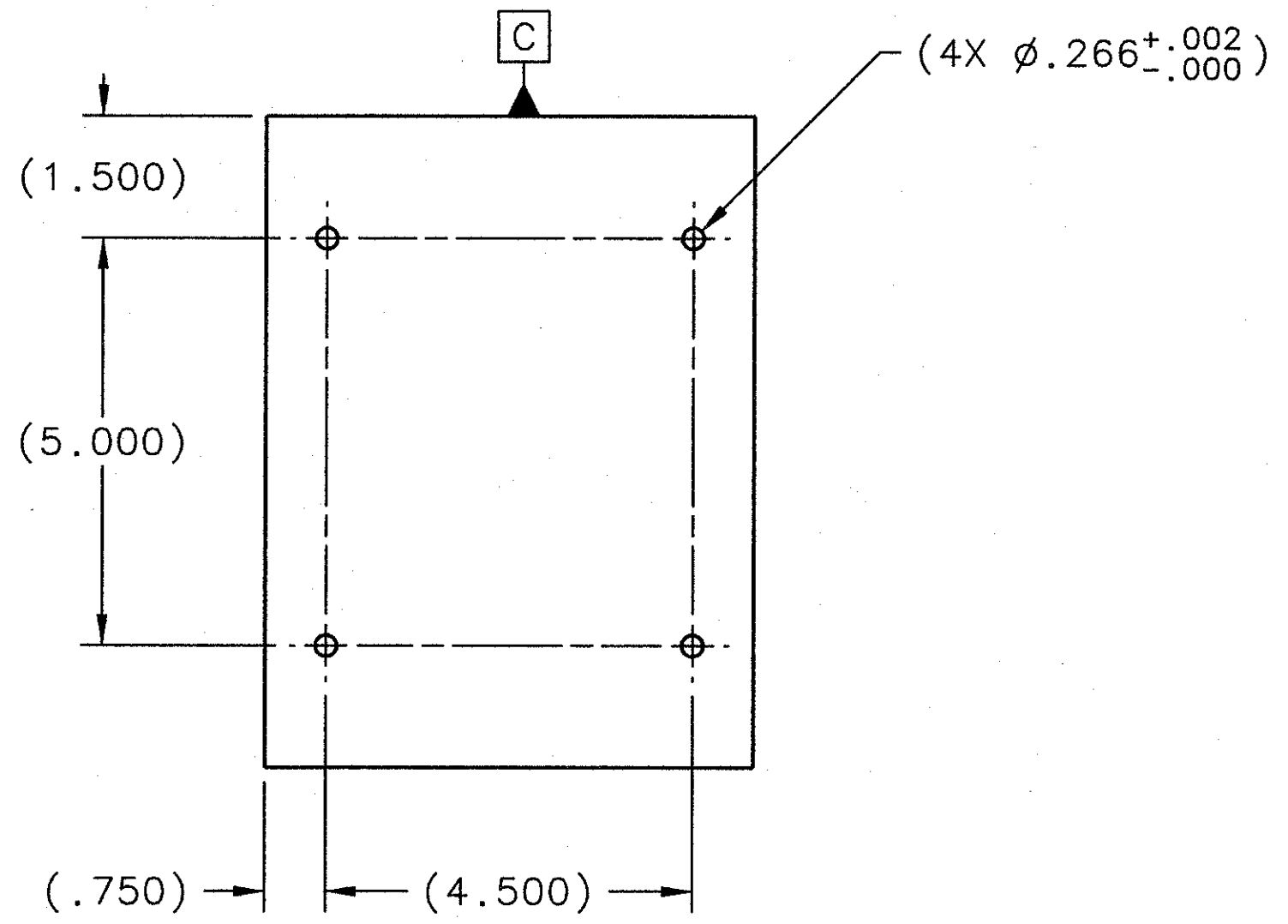
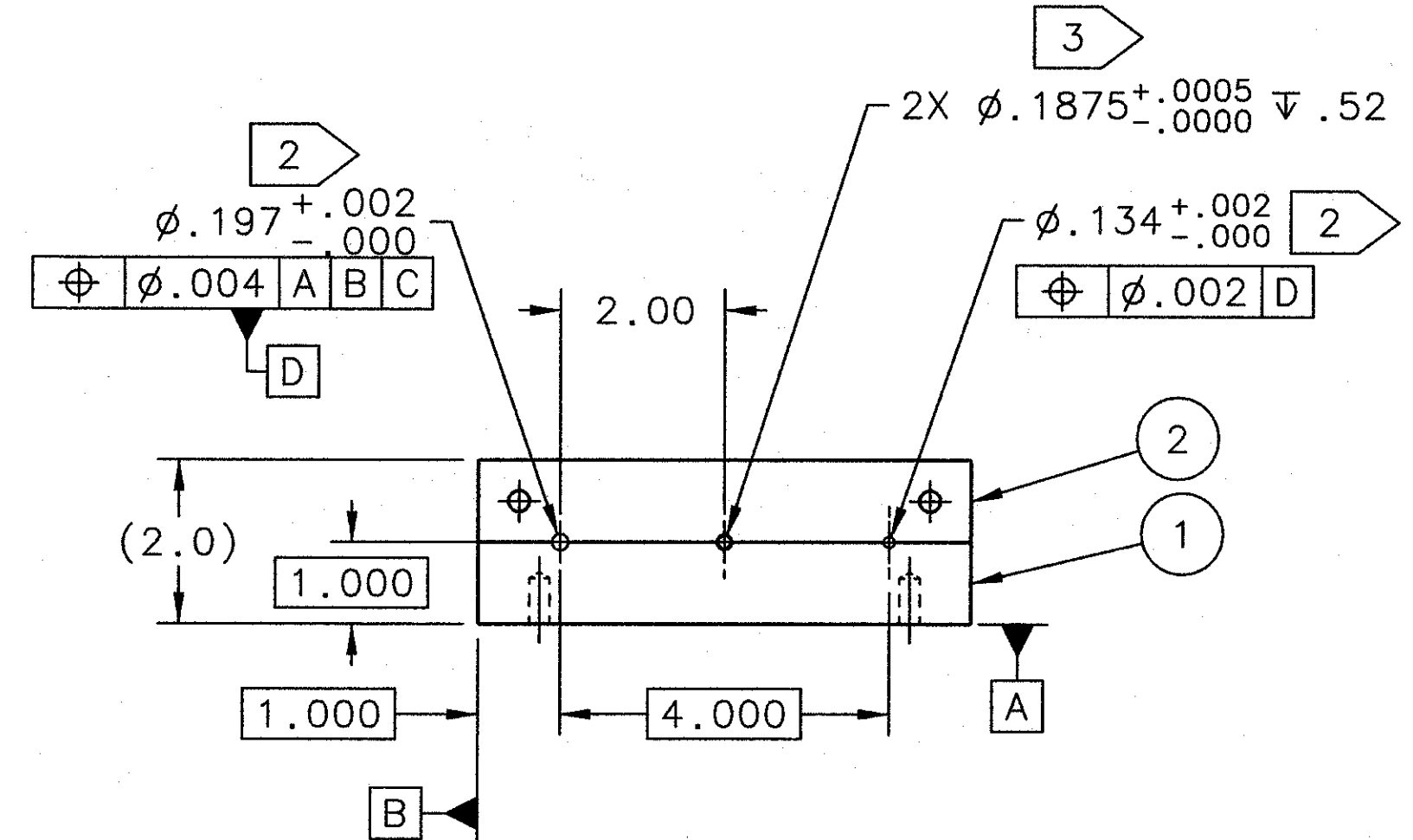
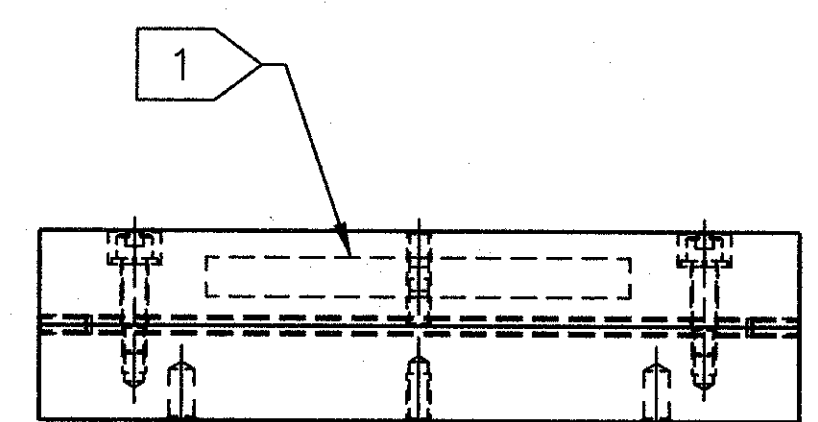
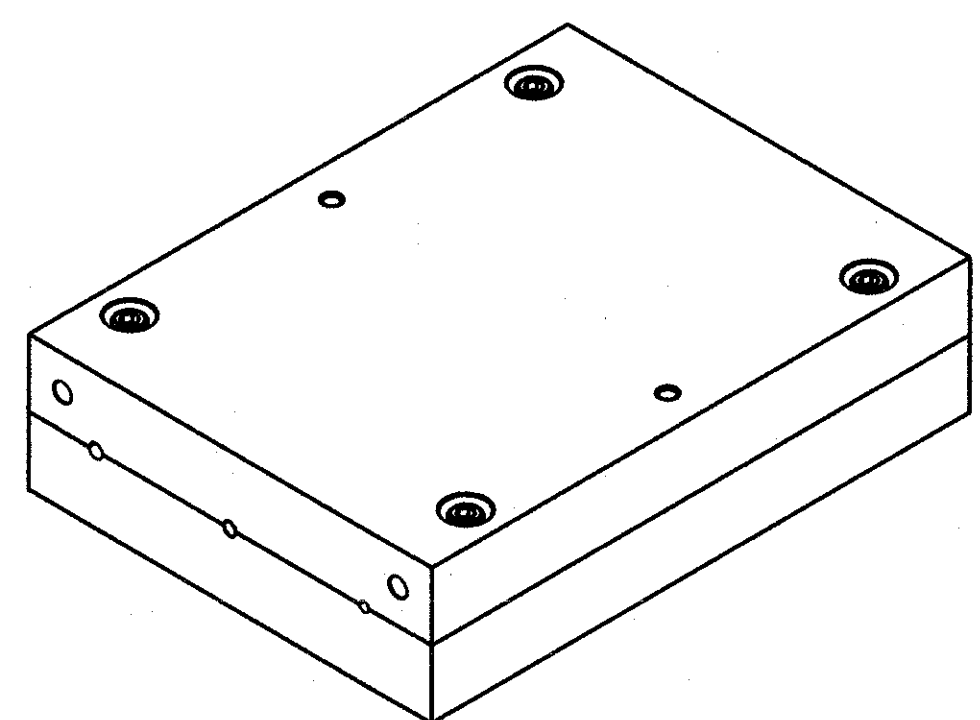
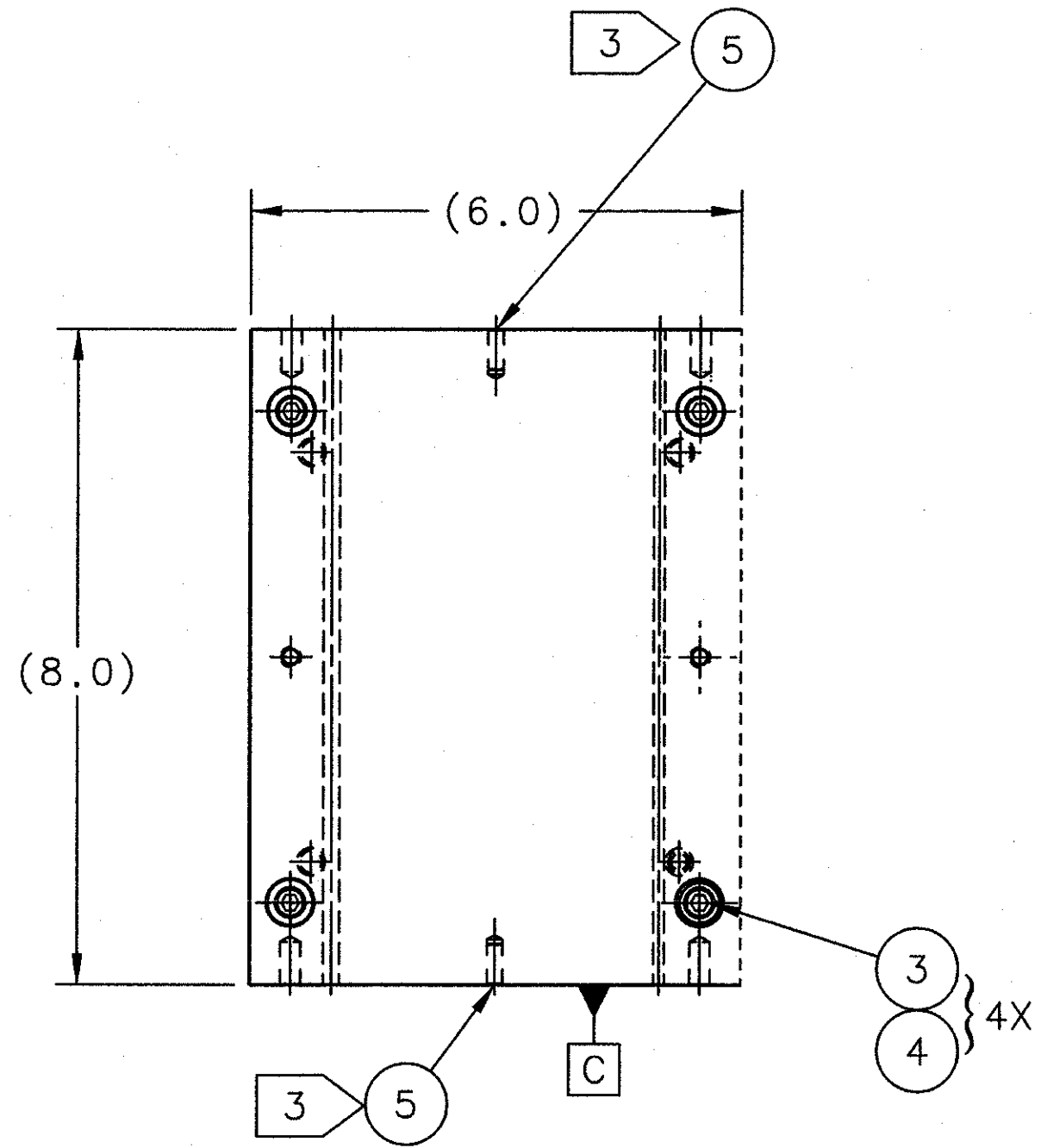


REVISION HISTORY				
ZONE	REV	DESCRIPTION	DATE	APPROVED



NOTES:

- 1 STENCIL PART NUMBER 'D00000-02-01-1017' AT APPROXIMATE LOCATION SHOWN IN .50" MIN. CHARACTERS, WHITE PAINT.
- 2 DIMENSIONS TO BE FORMED FROM EXISTING GROOVES AFTER ASSEMBLY.
- 3 HOLES TO BE MACHINED AFTER ASSEMBLY, THEN INSTALL ITEM 5.

QTY REQD	ITEM NO.	PART OR IDENTIFYING NO.	NOMENCLATURE OR DESCRIPTION	MATERIAL SPECIFICATION	NOTES
2	5	P/N 97325A155 MCMaster Carr	DOWEL PIN $\phi .1875 \times .50$ LG	BRASS	
4	4	P/N 92146A029 MCMaster Carr	SPRING LOCK WASHER -.250	STAINLESS STEEL 18-8	
4	3	P/N 92196A542 MCMaster Carr	SOCKET HEAD CAP SCREW .250-20UNC X 1.0 LG	STAINLESS STEEL 18-8	
1	2	D00000-02-01-2009	1ST COLLIMATOR TUNGSTEN UPPER PLATE		
1	1	D00000-02-01-2008	1ST COLLIMATOR TUNGSTEN BOTTOM PLATE		

DOCUMENT CONTROL STAMP 	DIM & TOL PER ASME Y14.5 UNLESS OTHERWISE SPECIFIED DIMENSIONS ARE IN INCHES TOLERANCES ARE: FRACTIONS DECIMAL ANGLES $\pm N/A$ $\pm .1$ $\pm .50$ $.XX \pm .01$ $.XXX \pm .005$	TRACKING NO. N/A		United States Department of Energy Jefferson National Accelerator Facility Newport News Virginia
		APPROVALS		
MATERIAL SEE PARTS LIST	THIRD ANGLE PROJECTION	DRAWN R. GETZ	16NOV10	HALL D GLUE-X BEAMLIN COLLIMATOR ALCOVE 1ST COLLIMATOR BLOCK ASSY
FINISH MACHINED SURFACES 125 UNLESS OTHERWISE NOTED DEBURR & BREAK ALL SHARP EDGES		CHECKED <i>[Signature]</i>	03 Nov 11	
DO NOT SCALE DRAWING		APPROVED <i>[Signature]</i>	03 Nov 11	
		APPROVED <i>[Signature]</i>	08 Nov 11	SIZE DWG. NO. D D00000-02-01-1017 SCALE 1:2 USED ON ASSY NO. D00000-02-01-1001 SHEET 1 OF 1