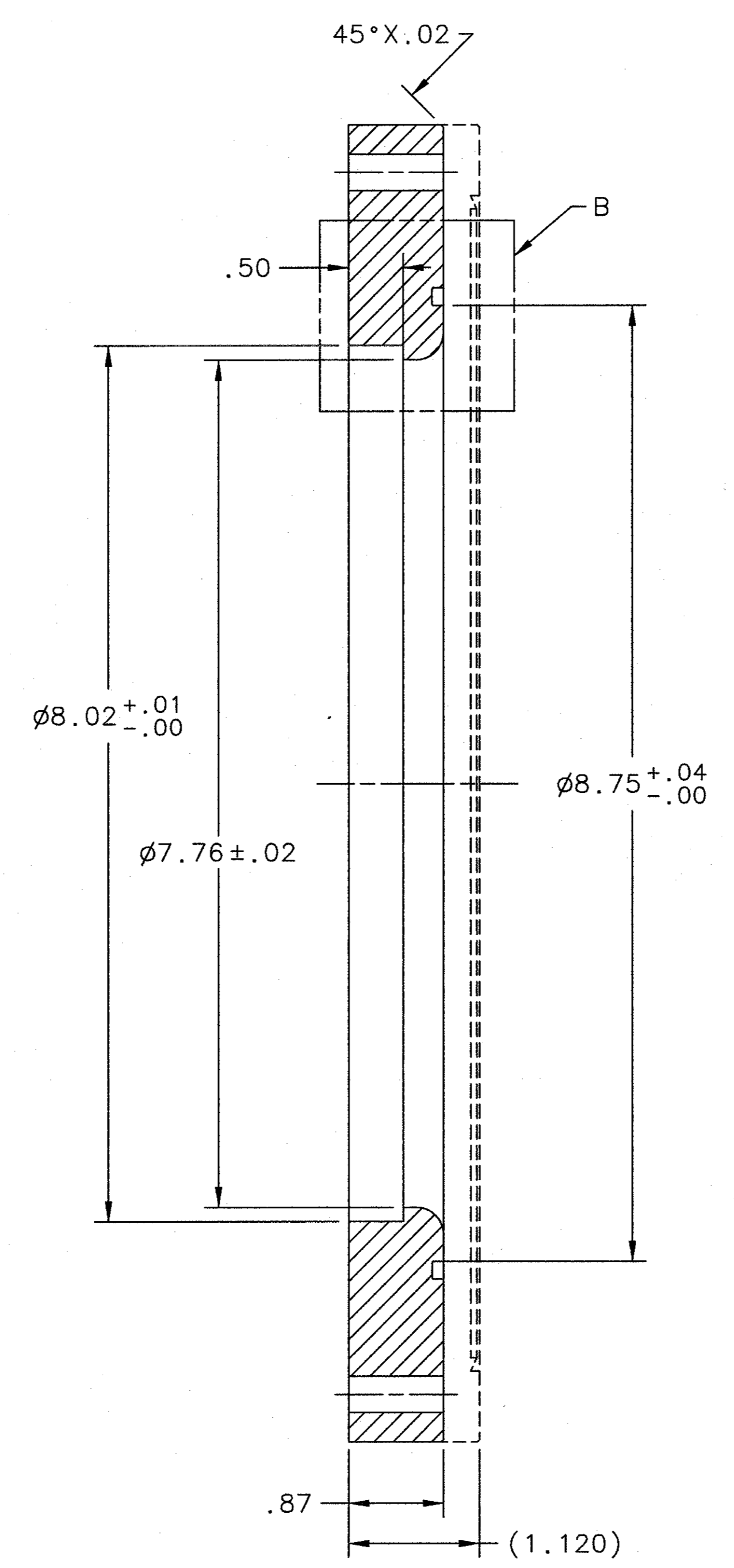
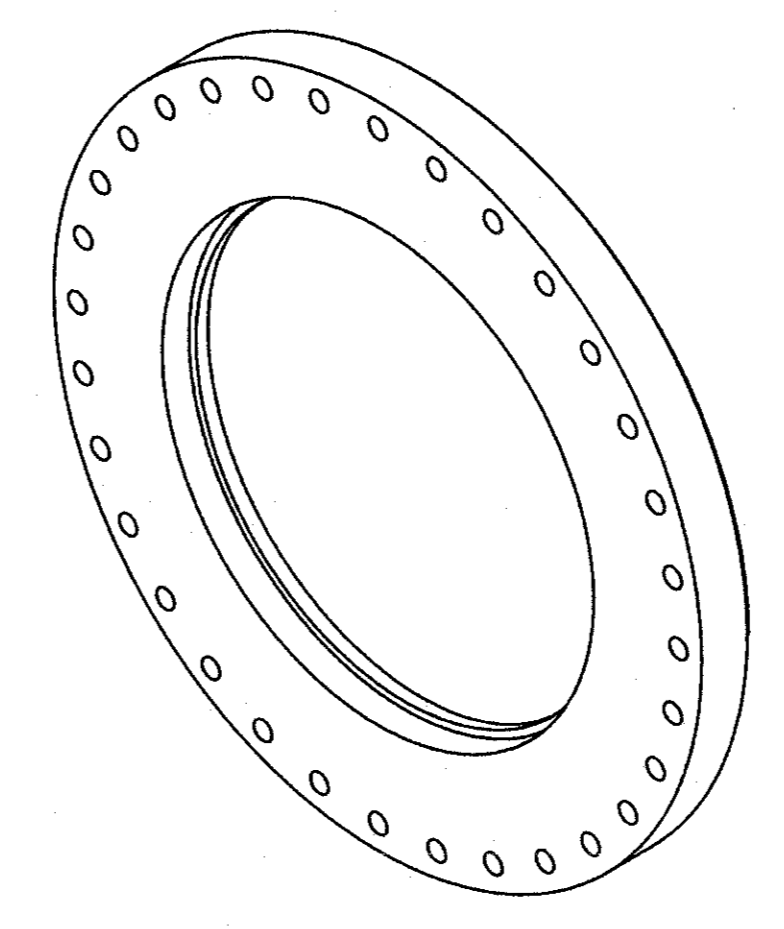
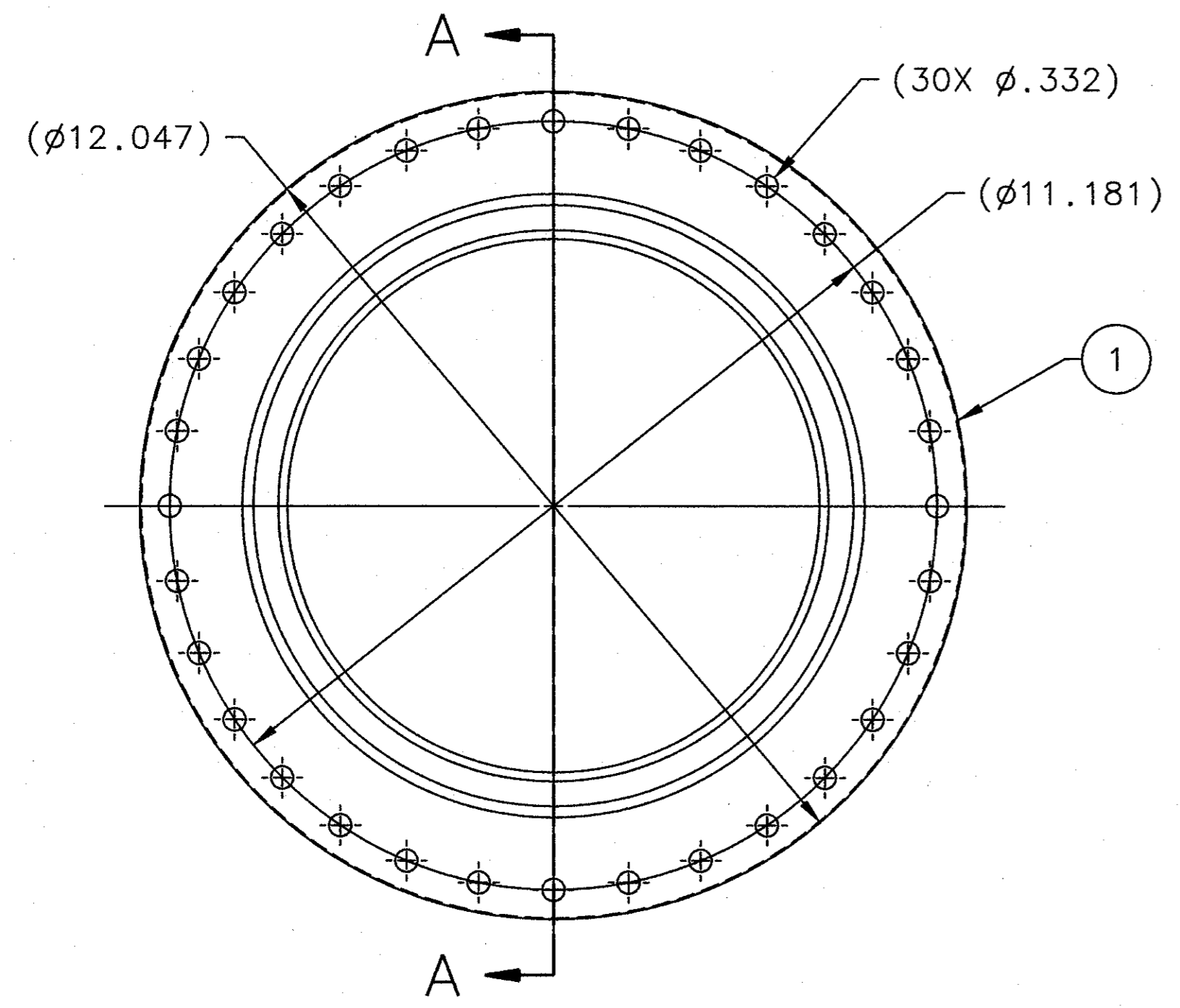
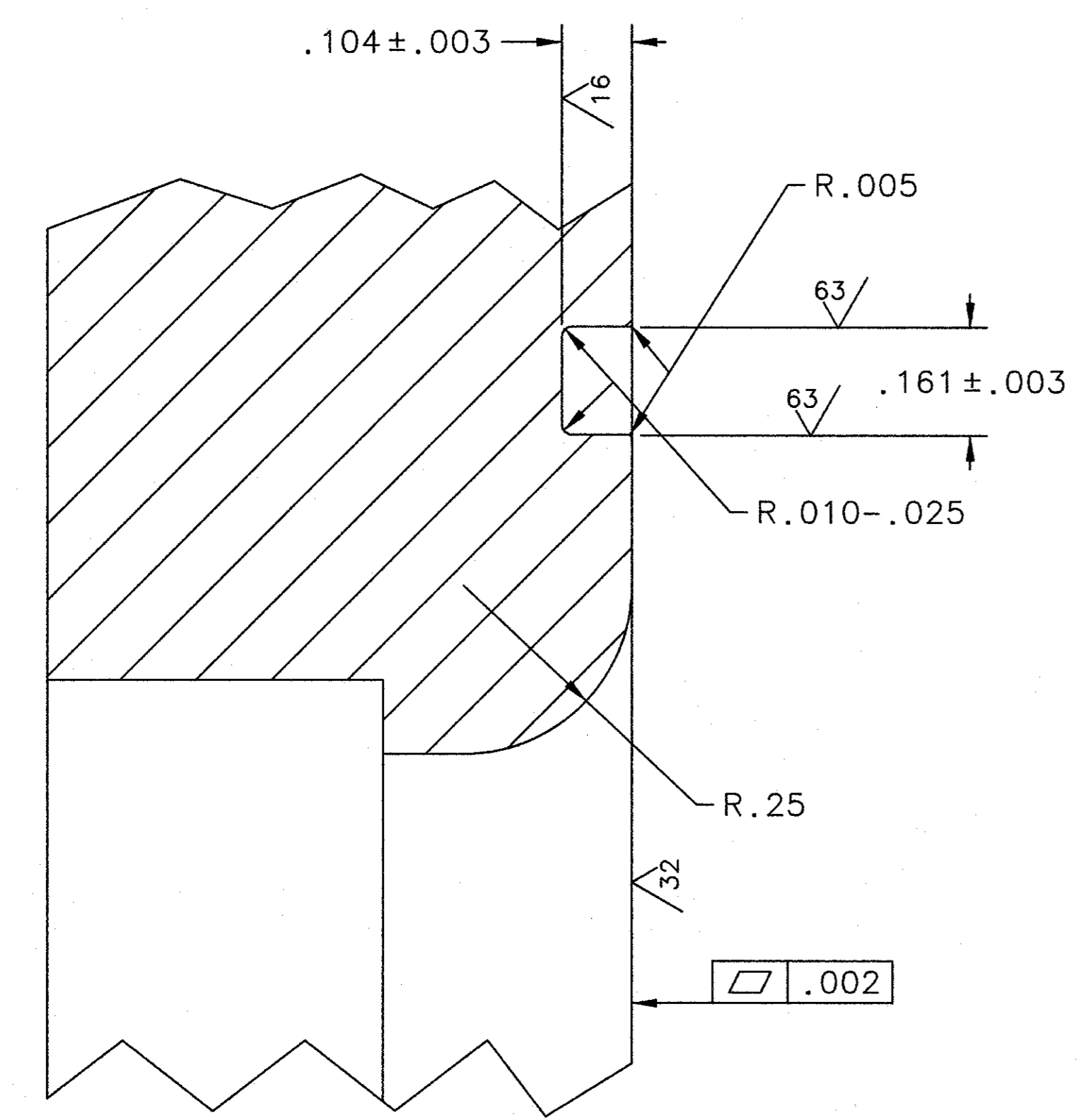


REVISION HISTORY				
ZONE	REV	DESCRIPTION	DATE	APPROVED



SECTION A-A  
SCALE 1:1



DETAIL 'B'  
SCALE 5:1

NOTES:

- O-RING GROOVE FOR FACE SEAL (SEE DET. 'B') DESIGNED IN ACCORDANCE WITH PARKER O-RING HANDBOOK FOR PARKER #2-269 O-RING WITH 1/8" CROSS-SECTION, FOR EXTERNAL PRESSURE.
- THE FOLLOWING JLAB SPECIFICATIONS APPLY:  
 FABRICATION OF UHV EQUIPMENT . . . . . 22631-S-001 REV B  
 CLEANING AND HANDLING OF UHV COMPONENTS . . . . . 22632-S-001 REV E
- SUGGESTED SOURCE OR JLAB APPROVED EQUIVALENT:  
 A. MDC VACUUM PROD. (800)443-8817 www.mdcvacuum.com

QTY REQD	ITEM NO.	PART OR IDENTIFYING NO.	NOMENCLATURE OR DESCRIPTION	MATERIAL SPECIFICATION	NOTES
1	1	MDC PART No. 110058	DEL-SEAL OF FLANGE 12 OD, CLEARANCE, NR, BLANK	STAINLESS STEEL TYPE 304	3A

DOCUMENT CONTROL STAMP 	DIM & TOL PER ASME Y14.5 - UNLESS OTHERWISE SPECIFIED DIMENSIONS ARE IN INCHES TOLERANCES ARE: FRACTIONS X ± .1 ANGLES ± .50° DECIMAL .XX ± .01 .XXX ± .005	TRACKING NO. N/A APPROVALS DATE 03NOV08 DRAWN VGR CHECKED/ APPROVED [Signature] DATE 3 Nov 11 APPROVED [Signature] 08Nov11	United States Department of Energy  Jefferson National Accelerator Facility Newport News Virginia
MATERIAL SEE PARTS LIST FINISH MACHINED SURFACES DEBURR & BREAK ALL SHARP EDGES DO NOT SCALE DRAWING	THIRD ANGLE PROJECTION 	HALL D GLUE-X BEAMLIN COLLIMATOR ALCOVE FLANGE CF 12 OD, NR, MODIFIED DWG. NO. D00000-02-01-2002 SCALE 1:1 USED ON ASSY NO. D00000-02-01-1000 SHEET 1 OF 1	REV. -