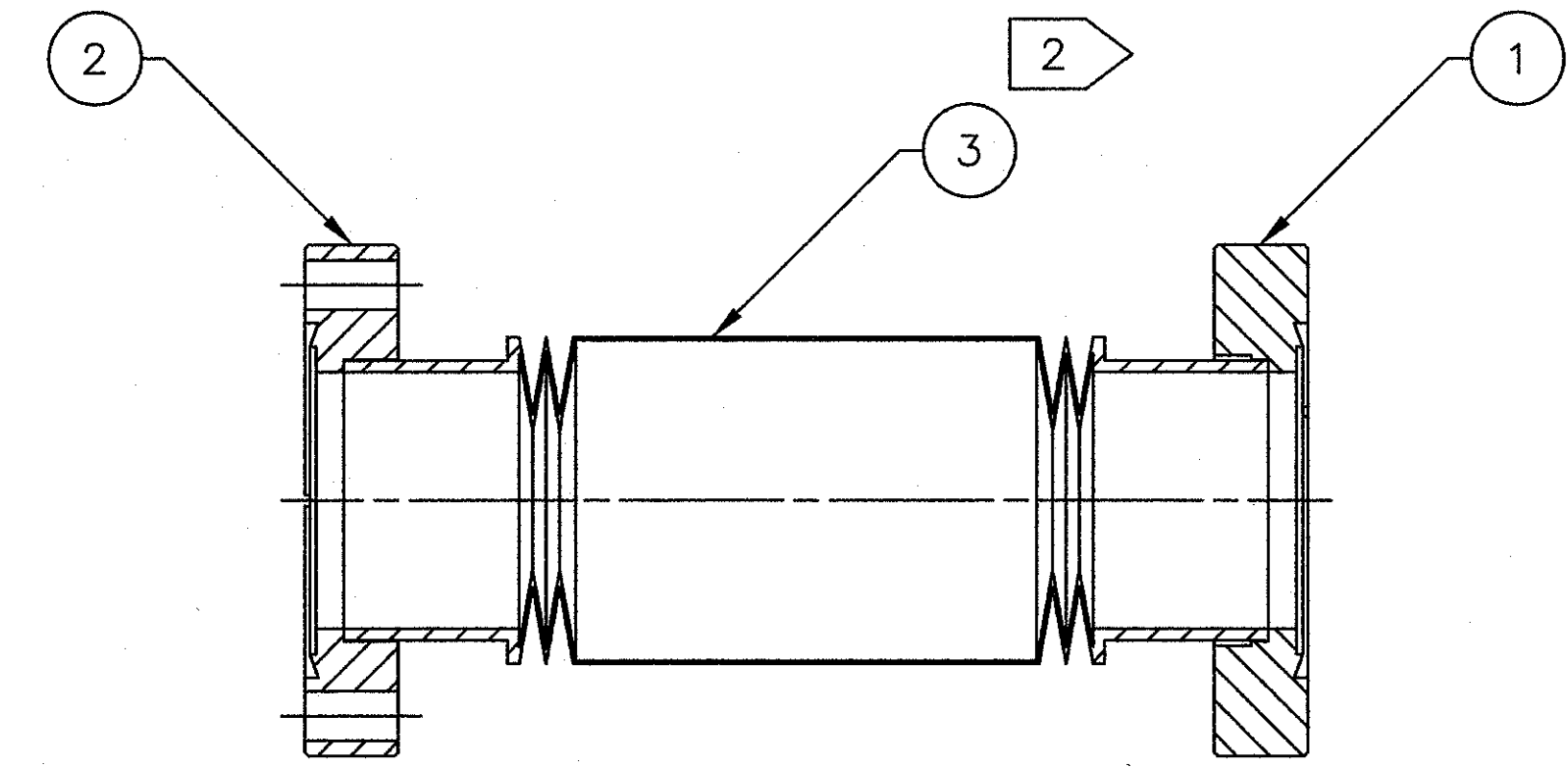
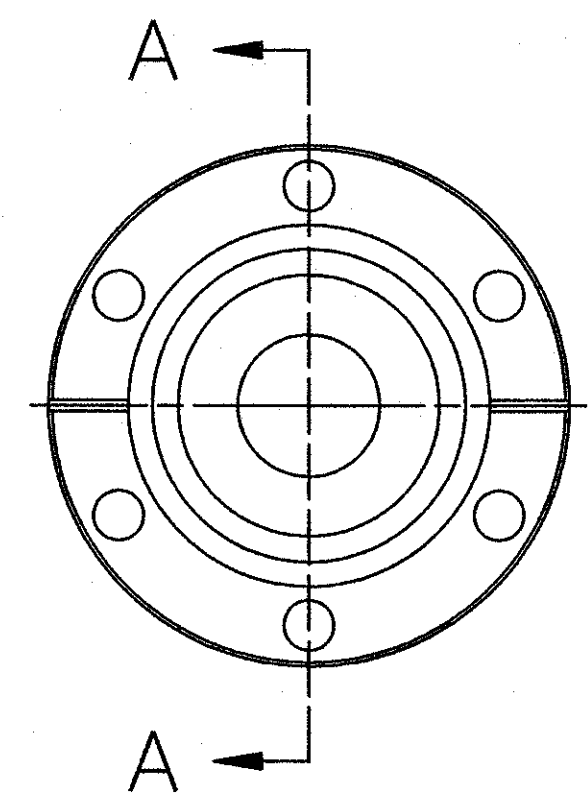
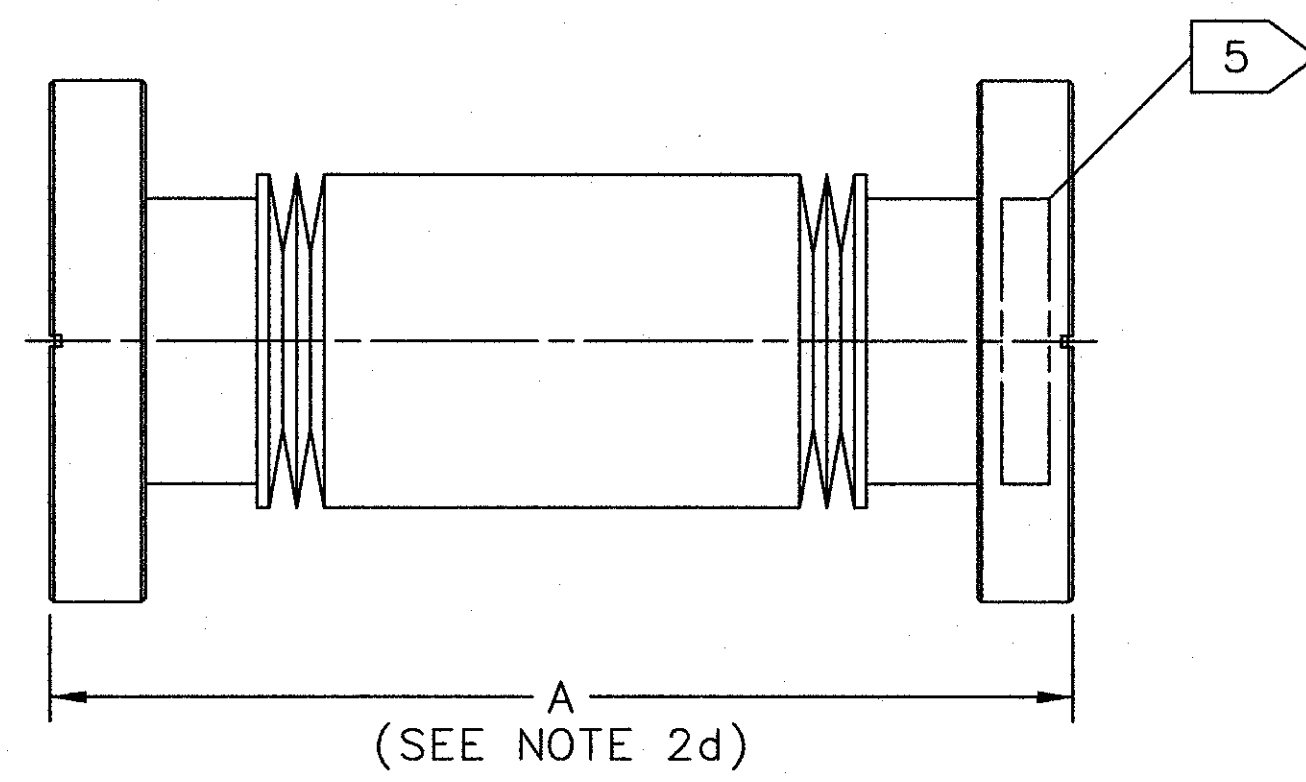


REVISION HISTORY				
ZONE	REV	DESCRIPTION	DATE	APPROVED



SECTION A-A

NOTES

- USE THE FOLLOWING JLAB SPECIFICATIONS:
  - a. FABRICATION OF ULTRA HIGH VACUUM EQUIPMENT: #22631-S-001 REV B
  - b. CLEANING & HANDLING OF UHV COMPONENTS: #22632-S-001 REV E
  - c. STAINLESS STEEL FLANGES FOR UHV APPLICATIONS: #23661-S-001 REV D
  - d. BELLOWS SPECIFICATION FOR UHV EQUIPMENT: #11141-S-0105 REV -
- BELLOWS SPECIFICATIONS:
  - a. NOMINAL BELLOWS O.D:  $\phi 1.750$  in.
  - b. NOMINAL BELLOWS I.D:  $\phi .750$  in.
  - c. PLATE THICKNESS: .004 in.
  - d. DIMENSION A: RELAXED LENGTH: 5.5 in.
  - e. STROKE: 3.25 in.
  - f. AM 350 STAINLESS STEEL TO BE ANNEALED ONLY. HEAT TREATING IS NOT REQUIRED FOR THIS APPLICATION.
- PLACE PROTECTIVE COVERS OVER OPEN FLANGES DURING FABRICATION, AFTER PROCESSING, WHILE STORED & DURING SHIPPING.
- ANY DAMAGE TO FLANGE KNIFE EDGE RENDERS THE FLANGE SCRAP.
- PART NUMBER (DIA0070200-3010) TO BE ENGRAVED, ETCHED OR STAMPED IN APPROXIMATE LOCATION SHOWN USING .25 HIGH CHARACTERS.
- SUGGESTED SOURCES OR JLAB APPROVED:
  - a. A&N CORPORATION  
707 SW 19TH AVENUE  
WILLSTON, FL 32696  
(800) 352-6431  
www.ancorp.com
  - b. STANDARD BELLOWS COMPANY  
375 ELLA T GRASSO TURNPIKE  
WINDSOR LOCKS, CT 06096  
(860) 623-2307  
www.std-bellows.com

QTY REQD	ITEM NO.	PART OR IDENTIFYING NO.	NOMENCLATURE OR DESCRIPTION	MATERIAL SPECIFICATION	NOTES
1	3	STANDARD BELLOWS PN 175-75-EE MOD	$\phi 1.75$ O.D X $\phi .75$ I.D BELLOWS	AM 350 STAINLESS STEEL	4b
1	2	A&N PN 5000078 OR JLAB APPRVD	$\phi 2.75$ CFF X $\phi 1.50$ BORE (ROTATABLE)	STAINLESS STEEL	4b
1	1	A&N PN 5000062 OR JLAB APPRVD	$\phi 2.75$ CFF X $\phi 1.50$ BORE (NON-ROTATABLE)	STAINLESS STEEL	4a

DOCUMENT CONTROL STAMP 	DIM & TOL PER ASME Y14.5. UNLESS OTHERWISE SPECIFIED, DIMENSIONS ARE IN INCHES. TOLERANCES ARE: FRACTIONS DECIMAL ANGLES ± N/A .X ± .1 ± .50° .XX ± .01 .XXX ± .005	TRACKING NO. N/A		United States Department of Energy Jefferson Lab Thomas Jefferson National Accelerator Facility Newport News Virginia
		APPROVALS	DATE	
MATERIAL SEE PARTS LIST	THIRD ANGLE PROJECTION	DRAWN B. REINHART 28FEB11	CHECKED [Signature] 7 APR 11	SIZE DWG. NO. D DIA-007-0200-3010 SCALE 1:1 USED ON ASSY NO. DIA-007-0200-3000/3001 SHEET 1 OF 1
FINISH MACHINED SURFACES DEBURR & BREAK ALL SHARP EDGES	UNLESS OTHERWISE NOTED	APPROVED [Signature] 7 APR 11	REV. -	
DO NOT SCALE DRAWING				