NoSTAR 2017
The 11th International Workshop on the Physics of Excited Nucleons
August 20-23, 2017

Hybrid Baryon Search at CLAS12

Annalisa D'Angelo

University of Rome Tor Vergata & INFN Rome Tor Vergata
Rome - Italy

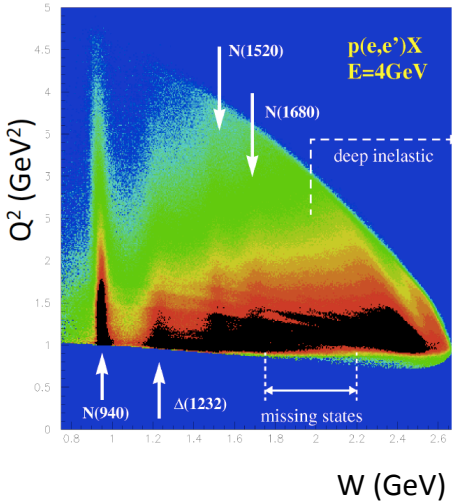

Outline:

- Establishing N* states
- Identifying the effective degrees of freedom
- Search for hybrid Baryons
- Outlook & conclusions

Jefferson Lab

clas

Historical Markers

1952: First glimpse of the Δ(1232) in πp scattering shows internal structure of the proton.

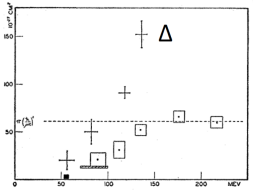

1964: Baryon resonances essential in establishing the quark model and the color degrees of freedom.

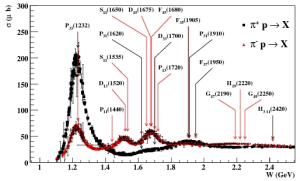

1989: Broad effort to address the missing baryon puzzle.

2010: First successful attempt to predict the nucleon spectrum in LQCD.

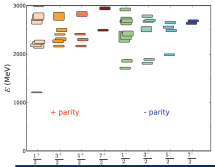

2015: Understanding of the baryon spectrum is needed to quantify the transition from QGP to the confined phase in the early universe.

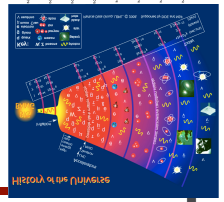

What Do We Want to Learn ?

Understand the effective degrees of freedom underlying the N* spectrum and the forces.

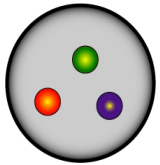

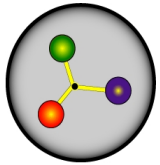

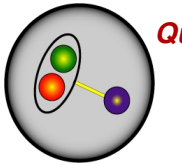



- A vigorous experimental program is worldwide underway with the aim to:
  - search for **undiscovered states** in meson **photoproduction** at CLAS, CBELSA, GRAAL, MAMI, LEPS
  - confirm or dismiss weaker candidates (*, **, ***)
  - characterize the N* and Δ spectrum systematics.
- Measure the strength of resonance excitations versus distance scale in meson **electro-production** at JLab, to reveal the underlying degrees of freedom in the Q^2 evolution of the transition amplitudes.

Evidence for New N* in KY Final State

State N(mass)J^P	PDG pre 2010	PDG 2016	KΛ	KΣ	Nγ
N(1710)$1/2^+$	***	****	****	**	****
N(1880)$1/2^+$		**	**		**
N(1895)$1/2^-$		**	**	*	**
N(1900)$3/2^+$	**	***	***	**	***
N(1875)$3/2^-$		***	***	**	***
N(2150)$3/2^-$		**	**		**
N(2000)$5/2^+$	*	**	**	*	**
N(2060)$5/2^-$		**		**	**

Study these states in electroproduction and extend to higher masses

Studying Baryons in γ*p → KΛ/Σ ?

Photoproduction

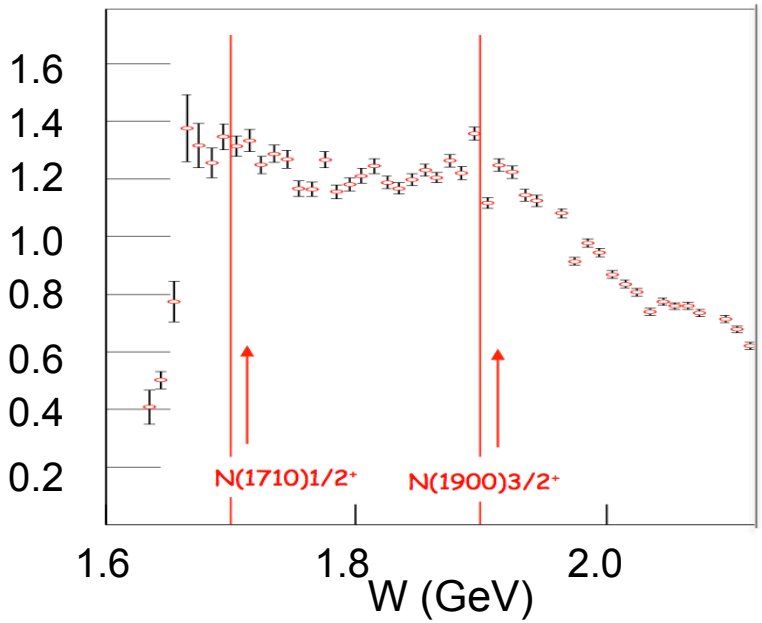

Electroproduction

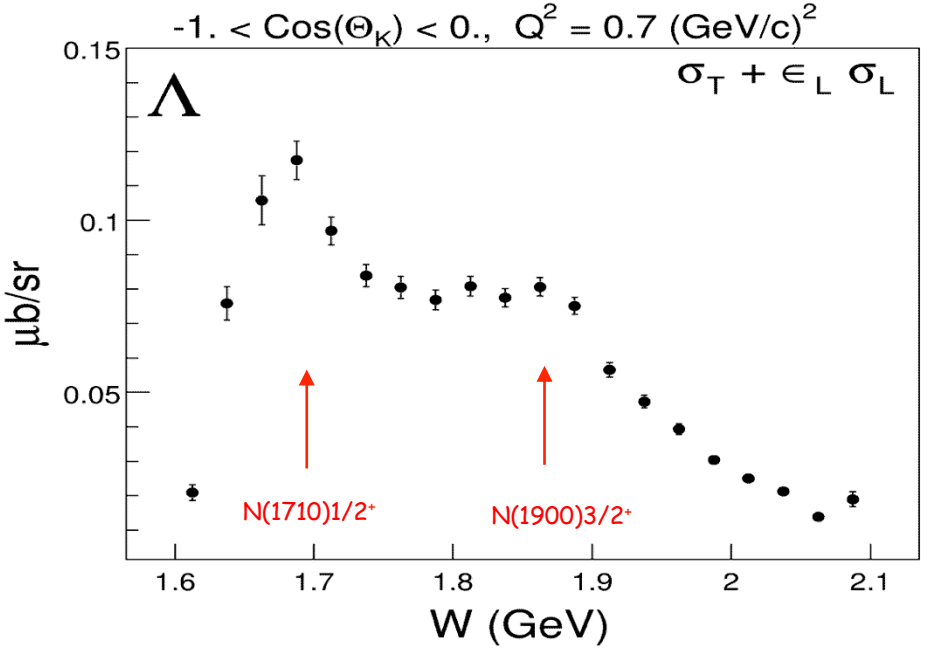

- **Strangeness electroproduction is a fertile ground in studying S=0 baryon states with masses above 1.6 GeV.**

Hybrid Baryons: Baryons with Explicit Gluonic Degrees of Freedom

Hybrid hadrons with dominant gluonic contributions are predicted to exist by QCD.

Experimentally:

- **Hybrid mesons** $|q\bar{q}g\rangle$ states may have exotic quantum numbers J^{PC} not available to pure $|q\bar{q}\rangle$ states → 0^{--}, 1^{-+}, 1^{--}, ….GlueX, MesonEx, COMPASS, PANDA ….

- **Hybrid baryons** $|qqqg\rangle$ have the same quantum numbers J^{P} as $|qqq\rangle$ → electroproduction with CLAS12 (Hall B).

Theoretical predictions:

- ✧ MIT bag model - T. Barnes and F. Close, Phys. Lett. 123B, 89 (1983).
- ✧ QCD Sum Rule - L. Kisslinger and Z. Li, Phys. Rev. D 51, R5986 (1995).
- ✧ Flux Tube model - S. Capstick and P. R. Page, Phys. Rev. C 66, 065204 (2002).
- ✧ LQCD - J.J. Dudek and R.G. Edwards, PRD85, 054016 (2012).

Hybrid Baryons in LQCD

J.J. Dudek and R.G. Edwards, PRD85, 054016 (2012)

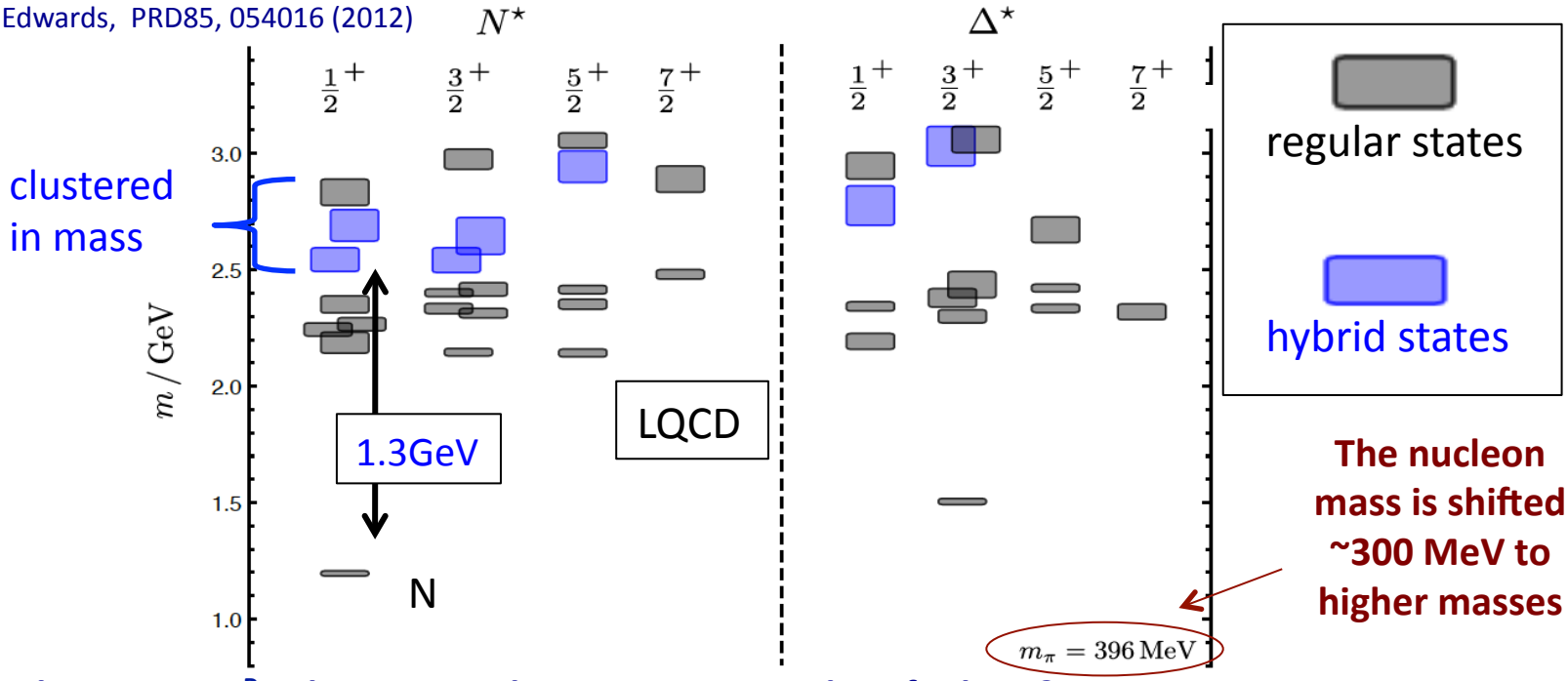

The nucleon mass is shifted ~300 MeV to higher masses

Hybrid states have same J^P values as qqq baryons. How to identify them?

- Overpopulation of N $1/2^+$ and N $3/2^+$ states compared to QM projections.
- **$A_{1/2}$ ($A_{3/2}$) and $S_{1/2}$ show different Q^2 evolution. Can we do it?**

Electrocouplings of the 'Roper' in 2002

N(1440)1/2$^+$

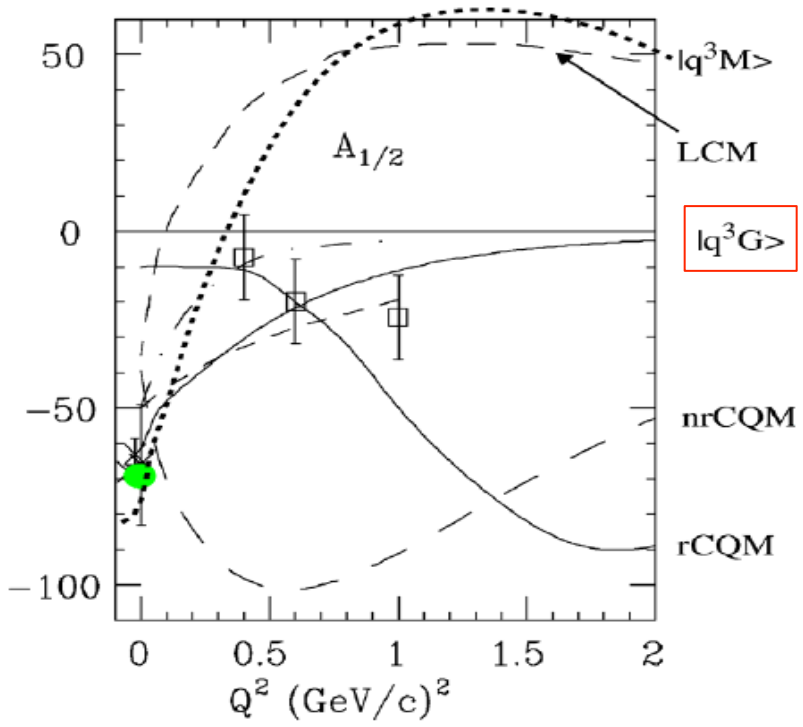

In 2002 Roper amplitude $A_{1/2}$ measurements were more consistent with hybrid state but data were limited with large uncertainties.

Lowest mass hybrid baryon should be $J^P = 1/2^+$ (same as Roper)

Separating q^3g from q^3 States?

Precise CLAS results on electrocouplings clarified nature of the Roper

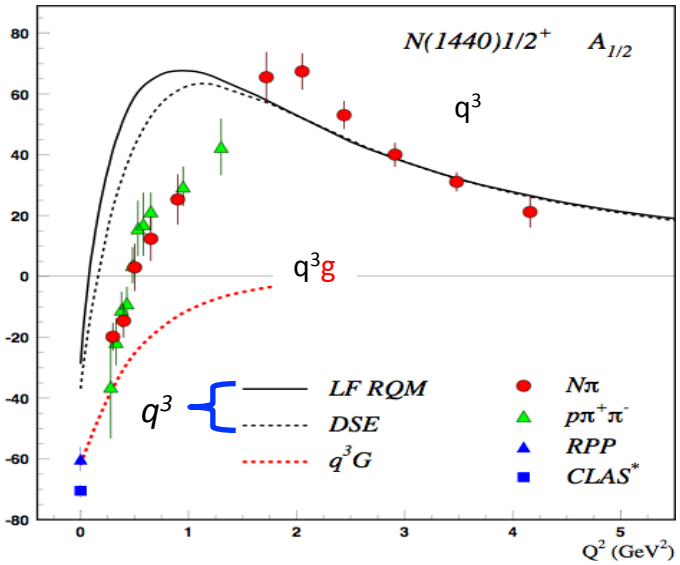

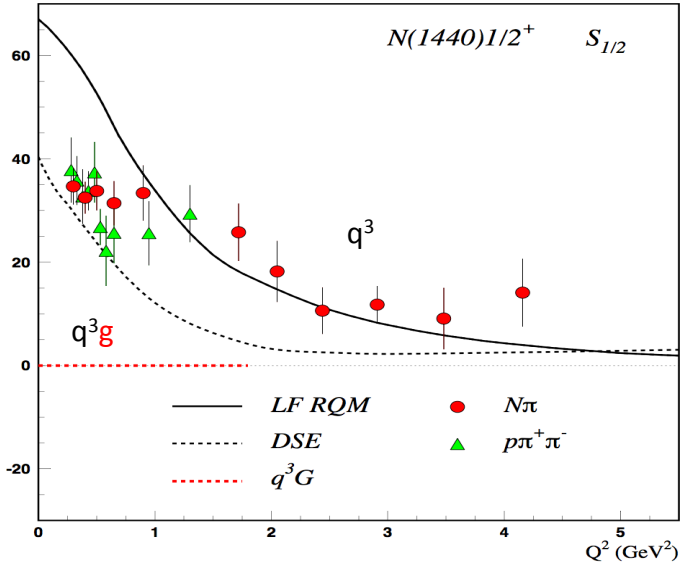

- $A_{1/2}$ and $S_{1/2}$ amplitudes at high Q^2 indicate 1st radial q^3 excitation
- Significant meson-baryon coupling at small Q^2

For hybrid "Roper", $A_{1/2}(Q^2)$ drops off faster with Q^2 and $S_{1/2}(Q^2) \sim 0$.

Hybrid Baryon Signatures

Based on available knowledge, the ***signatures*** for hybrid baryons consist of***:***

- **Extra resonances** with $J^p=1/2^+$ and $J^p=3/2^+$, with masses > 1.8 GeV and decays into $N\pi\pi$ or KY final states.
- A **drop** of the transverse helicity amplitudes $A_{1/2}(Q^2)$ and $A_{3/2}(Q^2)$ faster than for ordinary three quark states, because of extra glue-component in valence structure.
- A **suppressed** longitudinal amplitude $S_{1/2}(Q^2)$ in comparison with transverse electro-excitation amplitude ($J^P=1/2^+$).

We focused on:

$$e\,p \longrightarrow e\,p\,\pi^+\pi^-$$

$$e\,p \longrightarrow e\,K^+\Lambda,\ e\,K^+\Sigma^0$$

The study will include other single meson channels.

PAC 44 E12-16-010

A Search for Hybrid Baryons in Hall B with CLAS12

Spokespersons:

Annalisa D'ANGELO

University of Rome "Tor Vergata" and INFN Rome Tor Vergata

Volker BURKERT, Daniel S. CARMAN, Victor MOKEEV

Thomas Jefferson National Accelerator Facility

Evgeny GOLOVACH

Skobeltsyn Institute of Nuclear Physics and Lomonosov Moscow State University

Ralf GOTHE

University of South Carolina

for the CLAS Collaboration

Jefferson Lab

clas

A New Experiment Run Group Proposal Submitted to Jefferson Lab PAC44

A Search for Hybrid Baryons in Hall B with CLAS12

Volker Burkert *(Spokesperson)*, Daniel S. Carman *(Spokesperson)*, Valery Kubarovsky, Victor Mokeev *(Spokesperson)*, Maurizio Ungaro, Veronique Ziegler
Thomas Jefferson National Accelerator Facility, Newport News, Virginia 23606, USA

Annalisa D'Angelo *(Contact Person, Spokesperson)*, Lucilla Lanza, Alessandro Rizzo
Università di Roma Tor Vergata and INFN Roma Tor Vergata, 00133 Rome, Italy

Gleb Fedotov, Evgeny Golovach *(Spokesperson)*, Boris Ishkhanov, Evgeny Isupov, Igor T. Obukhovsky‡
Skobeltsyn Institute of Nuclear Physics, Lomonosov Moscow State University, 119991 Moscow, Russia

Ralf W. Gothe *(Spokesperson)*, Iuliia Skorodumina
University of South Carolina, Columbia, South Carolina 29208, USA

Vincent Mathieu†, Vladyslav Pauk, Alessandro Pilloni, Adam Szczepaniak‡
Theory Center, Jefferson Laboratory, Newport News, Virginia 23606, USA
(†*Joint with Indiana University, Bloomington, Indiana 47405, USA*)

Simon Capstick‡, Volker Crede, Johnathan Gross‡
Florida State University, Tallahassee, Florida 32306, USA

Jan Ryckebusch‡
Ghent University, B-9000 Ghent, Belgium

Michael Döring
The George Washington University, Washington, DC 20052, USA

Vincenzo Bellini, Francesco Mammoliti, Giuseppe Russo, Concetta Sutera, Francesco Tortorici
INFN, Sezione di Catania, 95125 Catania, Italy

Ilaria Balossino, Luca Barion, Giuseppe Ciullo, Marco Contalbrigo, Paolo Lenisa, Aram Movsisyan, Luciano Libero Pappalardo, Matteo Turisini
INFN, Sezione di Ferrara, 44100 Ferrara, Italy

Philip Cole
Idaho State University, Pocatello, Idaho 83209, USA

Marco Battaglieri, Andrea Celentano, Raffaella De Vita, Erica Fanchini, Mikhail Osipenko, Marco Ripani, Elena Santopinto, Mauro Taiuti
INFN, Sezione di Genova, 16146 Genova, Italy

Alessandra Filippi
INFN, Sezione di Torino, 10125 Torino, Italy

César Fernández-Ramírez‡
Universidad Nacional Autónoma de México, 04510 Mexico City, Mexico

Inna Aznauryan‡
Yerevan Physics Institute, 375036 Yerevan, Armenia

Valery E. Lyubovitskij‡
stitut für Theoretische Physik, Universität Tübingen, Kepler Center for Astro and Particle Physics Auf der Morgenstelle 14, D-72076 Tübingen, Germany
Department of Physics, Tomsk State University, 634050 Tomsk, Russia

Craig D. Roberts‡
Argonne National Laboratory, Argonne, IL 60439, USA

and the CLAS Collaboration

June 2, 2016

‡ **Experiment theory support member**

Jefferson Lab

clas

Analysis Tools for Electromagnetic Excitation of Baryons

Single Meson Analysis

- Unitary Isobar Model & Fixed-t Dispersion Relations approaches
- Regge-and Resonance Model (Gent Group)

Double Meson Analysis

- J-M Reaction Model

Multi-channel Analysis

- Bonn-Gatchina multi-channel PWA
- Argonne-Osaka dynamically coupled-channel model
- JPAC Analysis Tools for high mass states using Regge & Veneziano Approach

CLAS12 Equipment

Hall B

Forward Detector (FD)
- TORUS magnet
- HT Cherenkov Counter
- Drift chamber system
- LT Cherenkov Counter
- Forward TOF System
- Pre-shower calorimeter
- E.M. calorimeter

Central Detector (CD)
- SOLENOID magnet
- Silicon Vertex Tracker
- Central Time-of-Flight

Beamline
- Cryo Target
- Moller polarimeter
- Shielding
- Photon Tagger

Upgrade to the baseline
- Central Neutron Detector
- MicroMegas
- Forward Tagger
- RICH detector
- Polarized target

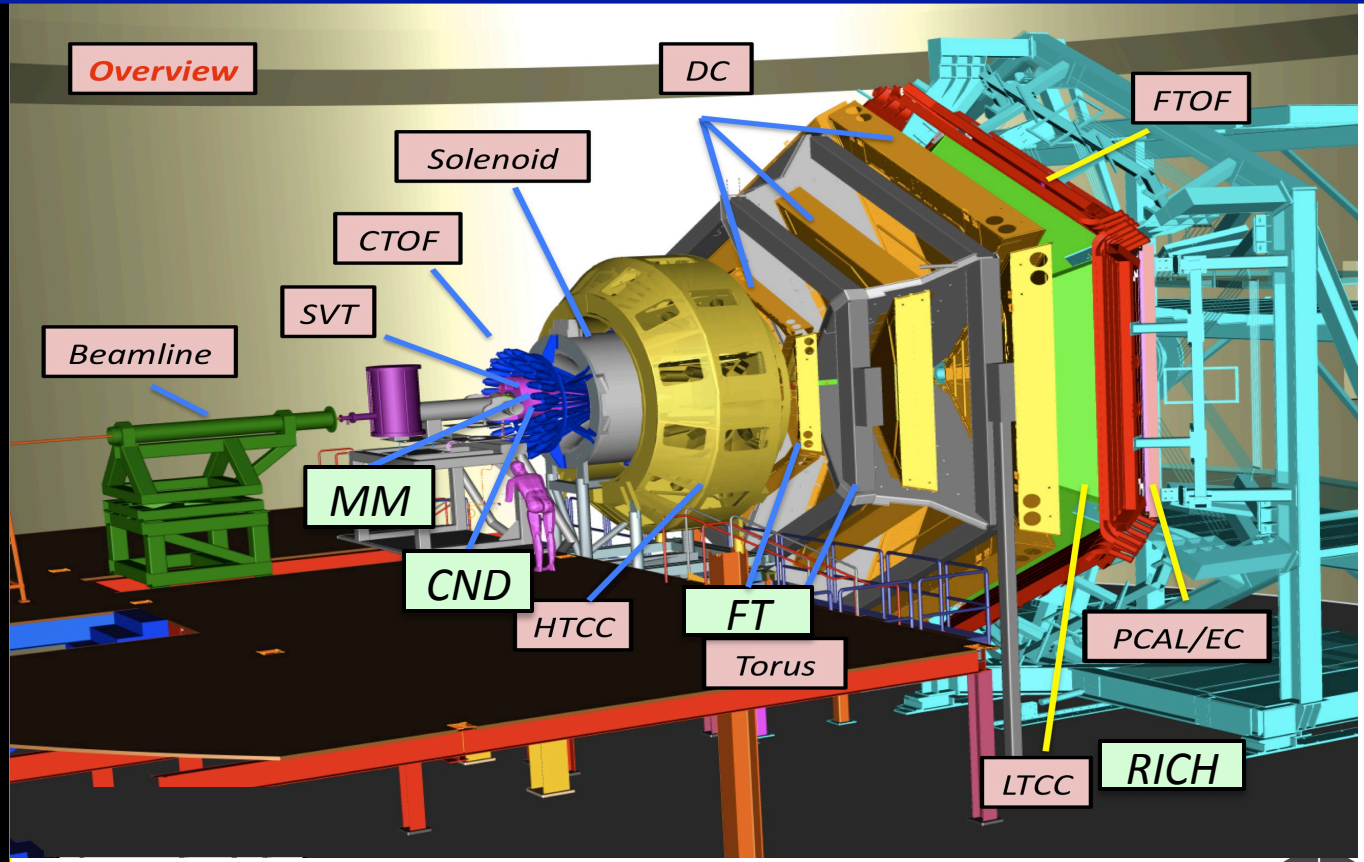

Forward Tagger

FT designed to detect electrons and photons at small angles

FT-Cal: calorimeter to measure electron energy/momentum
FT-Hodo: scintillation hodoscope to veto photons & backsplash
FT-Trk: micro-mega detector to measure electron angles, polarization plane

$$\theta = 2.5^\circ \rightarrow 4.5^\circ$$

$$\frac{\sigma(E)}{E} \leq \frac{0.02}{\sqrt{E\ (\mathrm{GeV})}} + 0.01$$

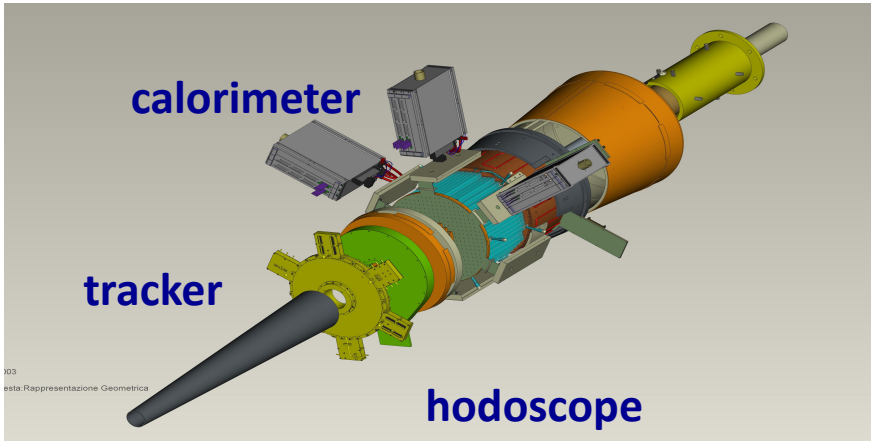



The Experiment

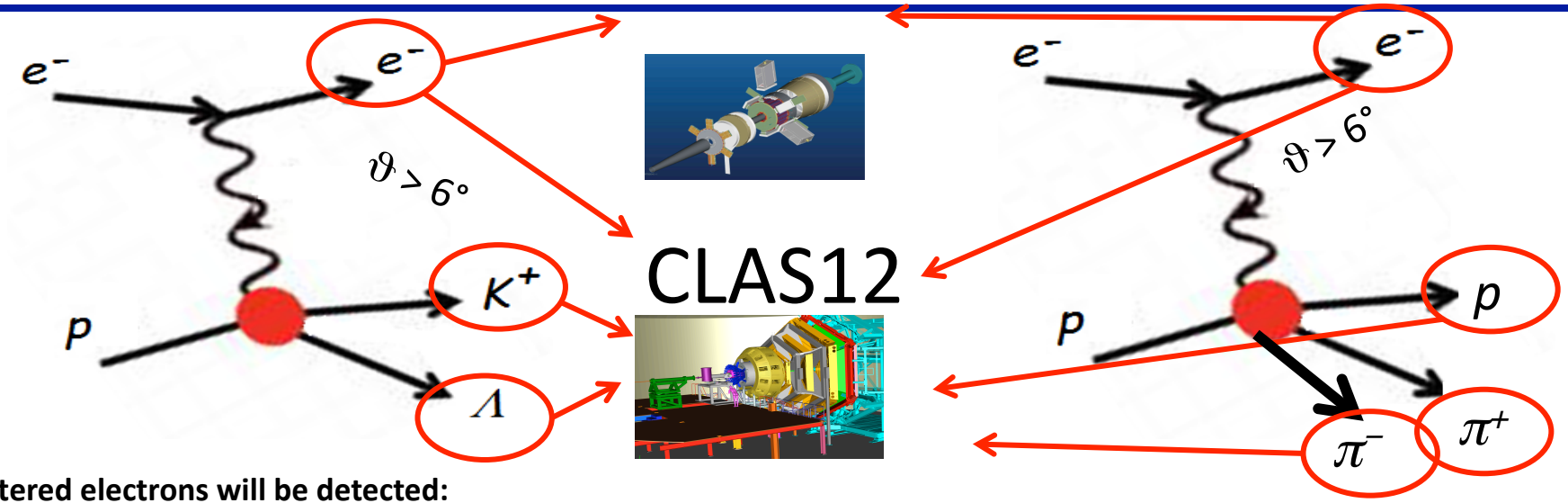

Scattered electrons will be detected:

- in the Forward Tagger for angles from 2.5° to 4.5°
- in the Forward Detector of CLAS12 for scattering angles greater than about 6°

Charged hadrons will be measured in the full range from 6° to 130°

W < 3 GeV Q^2 range of interest: **0.05 - 2 GeV²**

$$Q^2 = 4E_{Beam}E_{e'}\sin^2\frac{\vartheta}{2} \quad \Rightarrow \quad \vartheta < 5^\circ$$

FT allows to probe the **crucial Q^2 range** where hybrid baryons may be identified due to their fast dropping $A_{1/2}(Q^2)$ amplitude and the suppression of the scalar $S_{1/2}(Q^2)$ amplitude.

Kinematical Coverage: Full Q^2 Range

Q^2 vs W

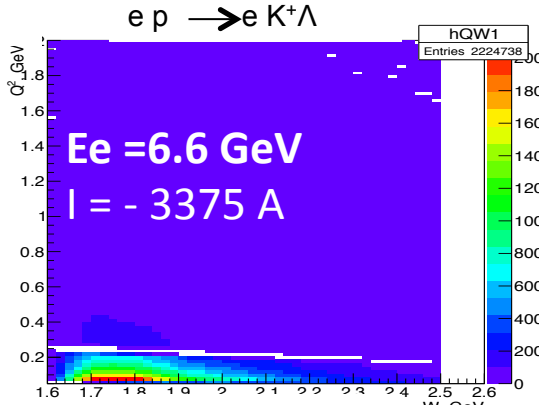

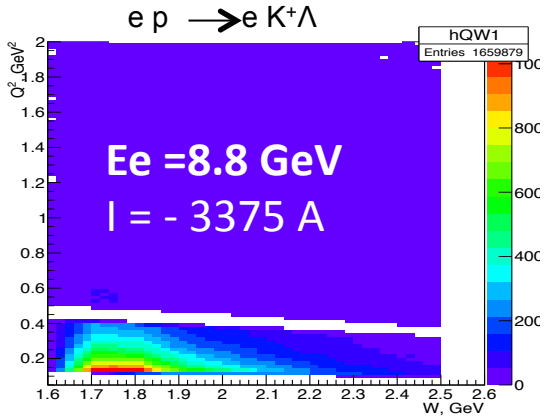

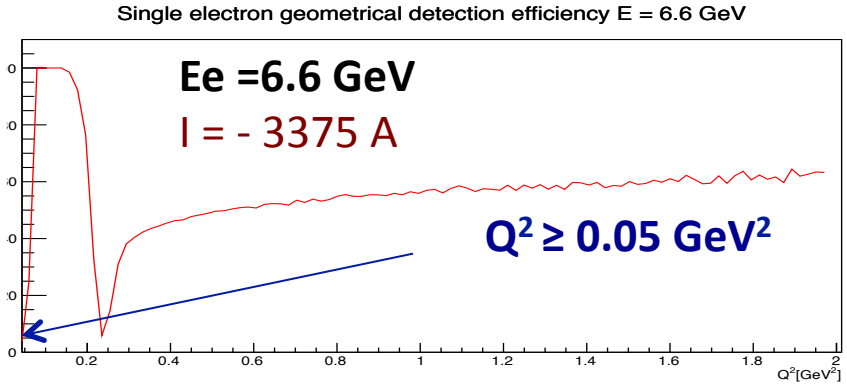

Q^2 as low as 0.05 GeV^2 may be reached

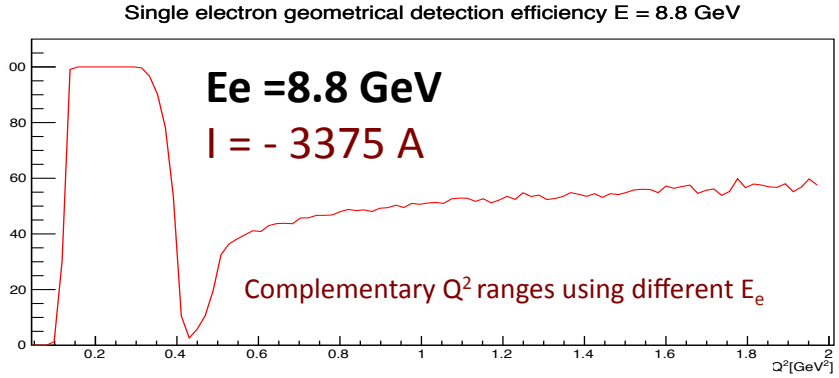

Ee = 8.8 GeV provides enough statistics for 2.5 < W < 3 GeV

Event Simulation

1. $e\,p \longrightarrow e\,p\,\pi^{+}\,\pi^{-}$

2. $e\,p \longrightarrow e\,K^{+}Y$

Event Simulation in **CLAS12**

$e\,p \longrightarrow e\,p\,\pi^+\,\pi^-$

JLab - Moscow (JM) model

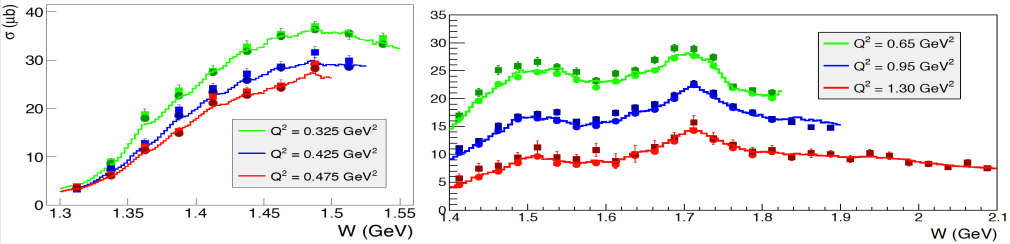

$e\,p \longrightarrow e\,K^+Y$

Regge + Resonance (RPR) Gent model

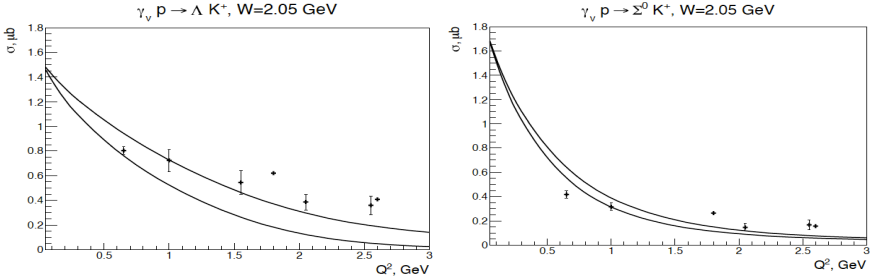

- Development of a realistic event generator using the best presently available models.
- Simulation of *quasi-data* events.
- Selection of trigger conditions:

  scattered electron (FT or CLAS12) + at least 1 hadron in CLAS12.
- Events reconstruction to determine final resolutions and efficiencies.

Event Simulation in **CLAS12**

Results for e p $\longrightarrow$ e p $\pi^+ \pi^-$

ϕ vs. θ angular acceptance for final hadrons

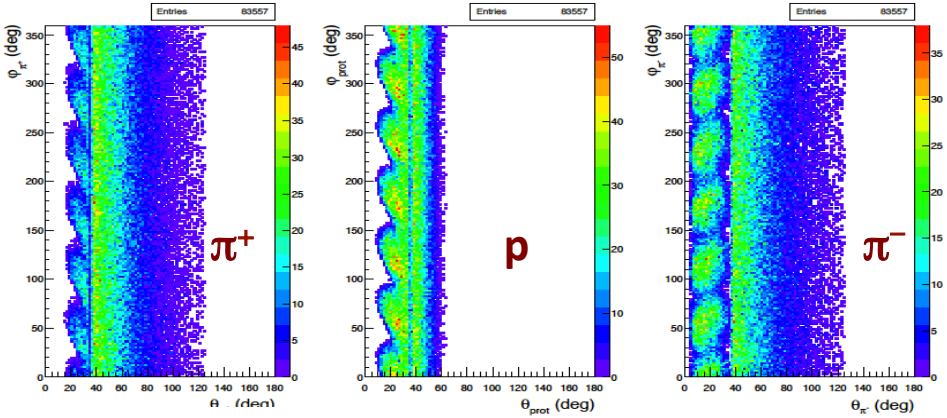

Exclusivity cuts

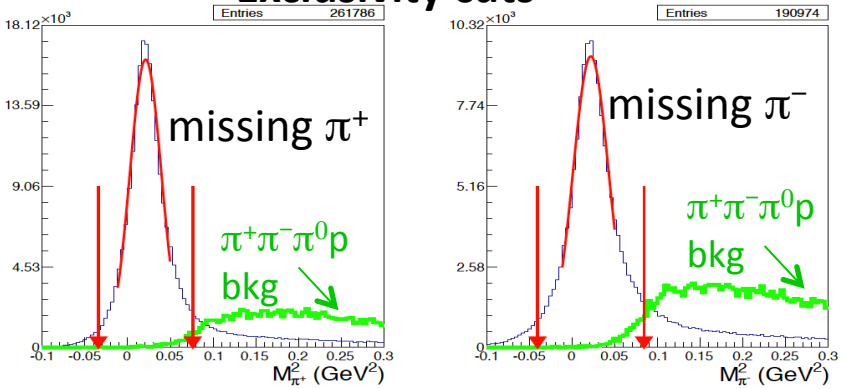

Resolution

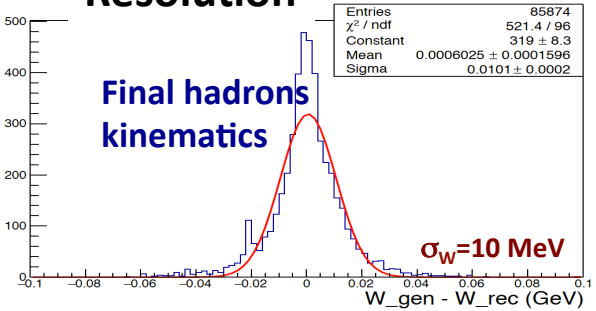

Acceptance

Ee	$p\pi^+\pi^-$ detected	one missing hadron
Ee = 6.6 GeV	8.7 %	13%
Ee = 8.8 GeV	8.3 %	13 %

Event Simulation in **CLAS12**

ϕ vs θ angular acceptance for final particles

Results for e p $\longrightarrow$ e K^+ Y

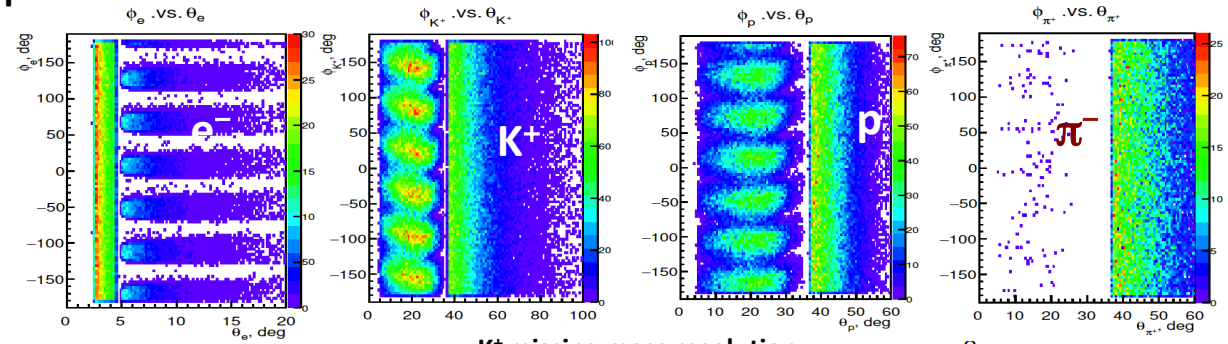

K^+ missing mass resolution

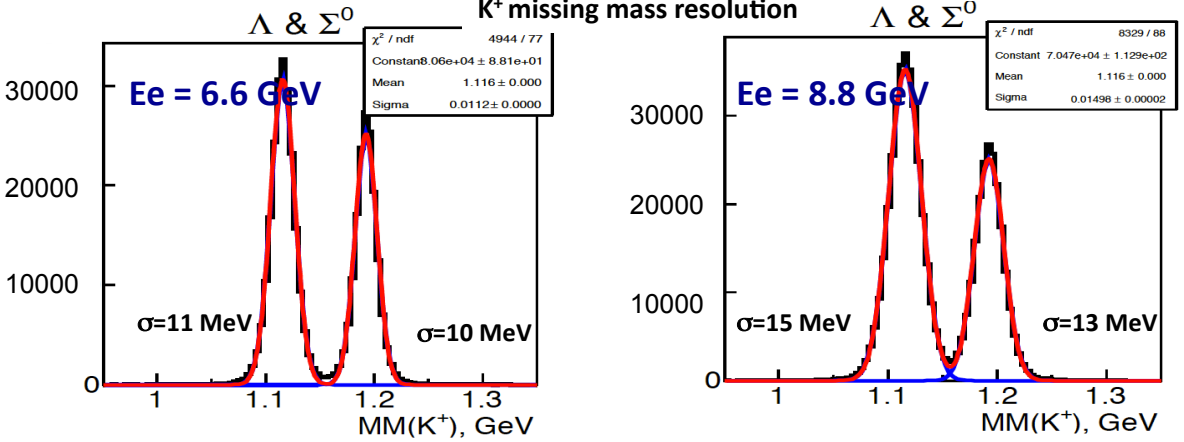

Minimum measurable Q^2

Ee = 6.6 GeV	0.05 GeV^2
Ee = 8.8 GeV	0.1 GeV^2

Acceptance

Ee	one missing hadron
Ee = 6.6 GeV	10 %
Ee = 8.8 GeV	8 %

Quasi – Data Analysis

A hypothetical hybrid baryon contribution added at the amplitude level to the best presently available model RPR-2011:
M_R = 2.2 GeV Γ_R=0.25 GeV $J^P = 1/2^+$ ($J^P = 3/2^+$)

The reaction cross section has been calculated with and without the hybrid baryon resonance contribution to determine:

1. Minimum beam time needed to obtain statistical uncertainty for cross sections comparable with CLAS photoproduction data.
   → 100 days of beam time (50 days at 6.6 GeV & 50 days at 8.8 GeV)

2. The Legendre moments of the unseparated and polarization interference components of the cross section.
   → Search for distinctive structures due to the added resonance.

3. The statistical sensitivity to hybrid baryons electrocouplings.
   → Minimum electrocoupling values with 100 days of beam time.

4. The capability of extracting the added resonance parameters from expected data.
   → Blind analysis of quasi-data.

Simulation of Model + Hybrid Contributions

e p → e K⁺Y

$$\frac{d^2\sigma}{d\Omega_K^*} = \underbrace{\frac{d^2\sigma_T}{d\Omega_K^*} + \epsilon\frac{d^2\sigma_L}{d\Omega_K^*}}_{\sigma_U = \sigma_T + \varepsilon\sigma_L} + \epsilon\frac{d^2\sigma_{TT}}{d\Omega_K^*}\cos 2\phi_K^* + \sqrt{\epsilon(1+\epsilon)}\frac{d^2\sigma_{LT}}{d^2\Omega_K^*}\cos\phi_K^*$$

Black points RPR 2011 model

Blue points RPR 2011 + hybrid resonance

Q^2 = 0.1 GeV^2 W=2.2 GeV E_e = 6.6 GeV (M_R = 2.2 GeV Γ_R=0.25 GeV $A_{1/2}$ = 15 10^{-3} GeV$^{-1/2}$)

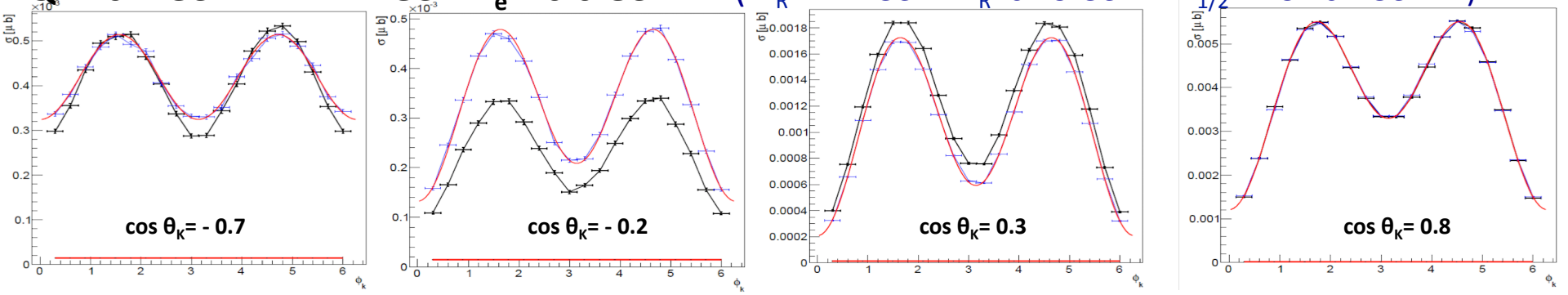

The extraction of the **unseparated cross section $d\sigma_U$** and the **interference cross sections $d\sigma_{TT}$** and **$d\sigma_{LT}$** rely on a **fit of the azimuthal dependence** of the differential cross section at fixed bins of: W, Q^2 , cos θ*.

Statistics and Binning Requirements

Samples of **γp -> K⁺Λ** cross section used in BnGa analysis that discovered new baryon states in the W range 1.85 – 2.2 GeV mass region.

Statistical precision ranges from 2% - 7%.

Similar statistics needed to:

- Separate structure functions in ϕ
- Find new excited baryon states
- Map Q^2 dependence of amplitudes

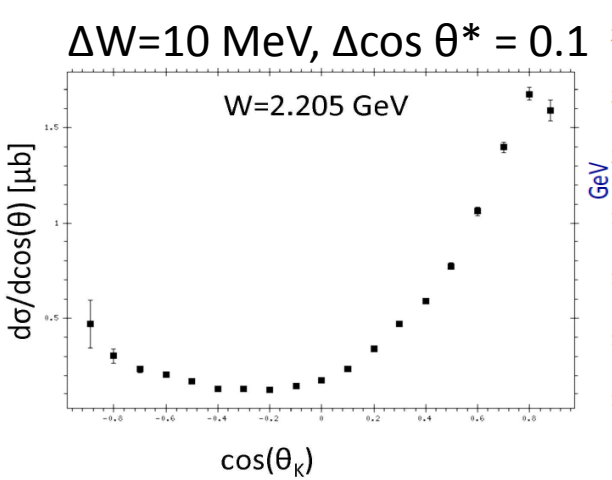

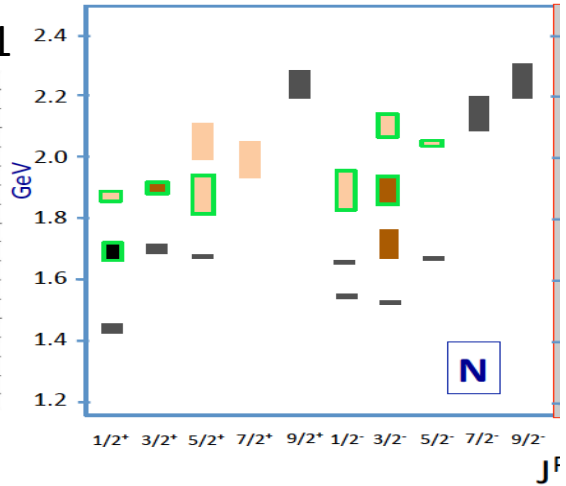

	Range	Bin	#bins
W (GeV)	1.8-3.0	0.01	120
cos θ*	-1 to +1	0.1	20
ϕ [°]	0 - 360	18	20
Q^2(GeV^2)	0.05 - 2	0.02/0.1	5/15

Total KΛ data in **50+50** days:

518.4×10^6 events

Number of bins: 960×10^3

<N> = **540 evts/bin**

$\sigma_N/N = 4.3\%$

Extraction of Legendre Moments

$e\,p \longrightarrow e\,K^{+}\Lambda$ **First Legendre Moments**

Black curves RPR 2011 model
Blue points RPR 2011 + Resonance

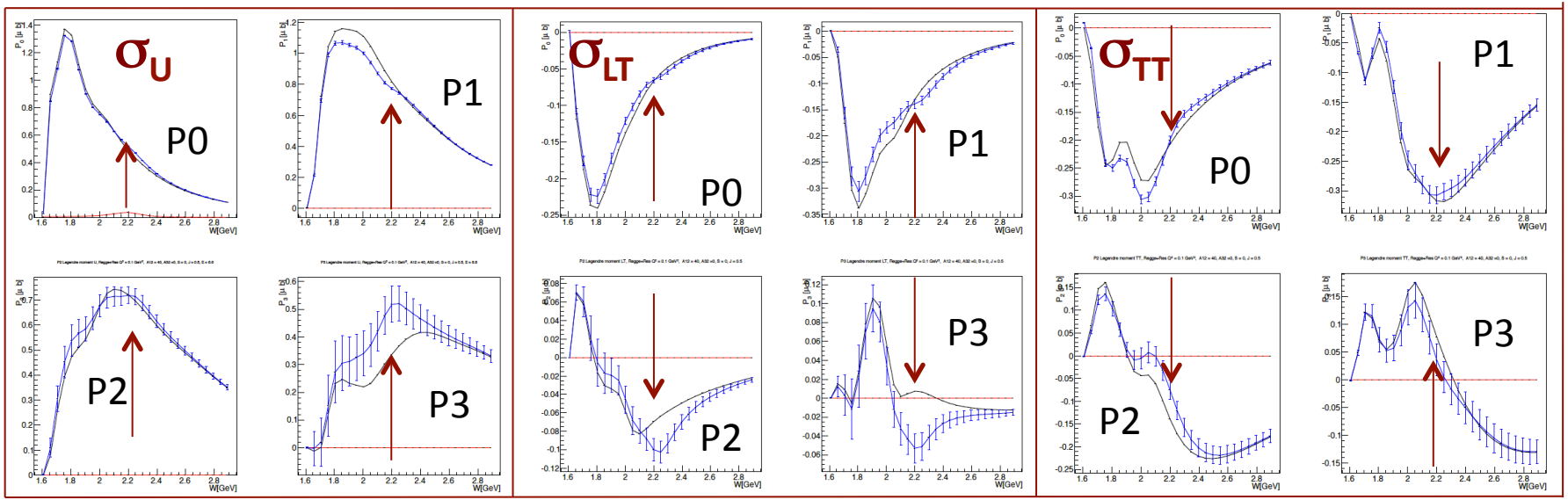

- J = ½ Regge + Res. $Q^2 = 1\ GeV^2$ $M_{res} = 2.2\ GeV$ $A_{1/2} = 0.04\ GeV^{-1/2}$ $S_{1/2} = 0$

Significant structures appear in most of the Legendre moments at the value of W = 2.2 GeV, corresponding to the mass of the added hybrid baryon

Statistical Sensitivity of Resonance Electrocouplings

$e\,p \longrightarrow e\,p\,\pi^+\,\pi^-$

JLab - Moskow (JM) model

$e\,p \longrightarrow e\,K^+Y$

Regge + Resonance (RPR-2011) Gent model

Fixing the resonance parameters: M_{res} = 2.2 GeV, Γ_{res} = 0.25 GeV, $S_{1/2}$ = 0
and varying $A_{1/2,\,3/2}$ $\longrightarrow$ **Minimum values for hybrid baryons electrocouplings**

$$\chi^2/d.p. = \frac{1}{N_{d.p.}}\sum_{W,\cos\theta^*\phi}\frac{(d\sigma_{mod}-d\sigma_{mod+res})^2}{(d\sigma_{mod}+d\sigma_{mod+res})/N_{ev}}$$

$p\pi^+\pi^-$

Q^2 (GeV^2)	0.	0.65	1.3
$A_{1/3}$ x 10^{-3}(GeV$^{-1/2}$)	22	20	11

To be compared with N(1440)1/2$^+$

Q^2 (GeV^2)	0.	0.65	1.3
$A_{1/3}$ x 10^{-3}(GeV$^{-1/2}$)	-70	10	30

$K^+\Lambda$

Q^2 (GeV^2)	J_R = 1/2		J_R = 3/2		
X 10^{-3} (GeV$^{-1/2}$)	$A_{1/2}$	$S_{1/2}$	$A_{1/2}$	$A_{3/2}$	$S_{1/2}$
0.1	9.5	9.5	13	8.5	8.5
0.5	14	16	15	15	10
1.0	13	19	14	14	7.5

Resonance Parameters Extraction: Resonance Mass

Bonn-Gatchina Analysis Example

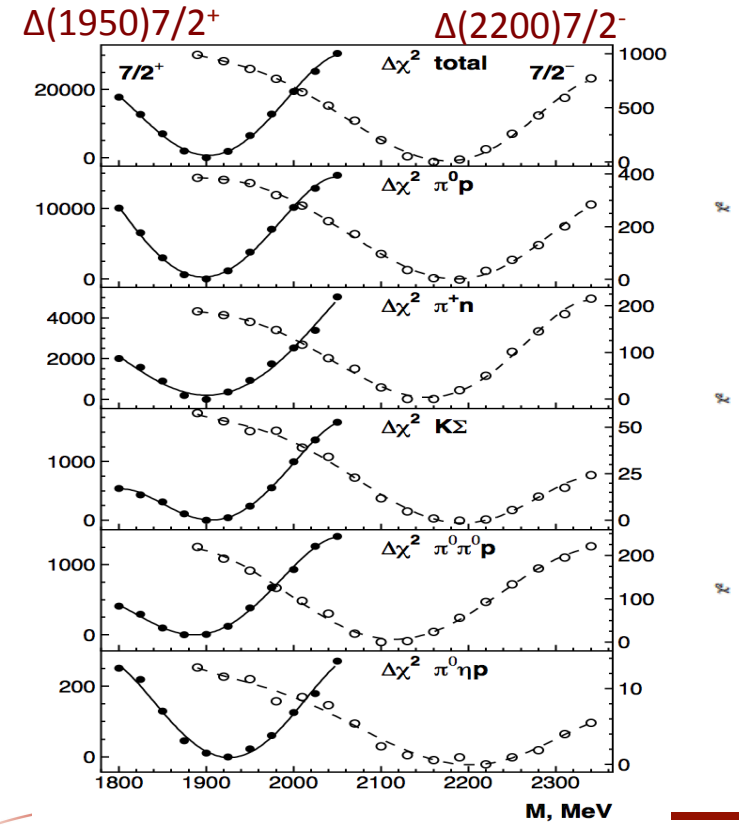

ep ⟶ e p $\pi^+\pi^-$

$d\sigma_{q.d.}$ = JM model + "hybrid resonance"

$d\sigma_{th}$ = JM model + variable mass resonance

$J^+ = ½^+$ M_{res} = 2.2 GeV Γ_{res} = 0.25 GeV

$S_{1/2} = 0$, $A_{1/2}$ = statistical threshold value

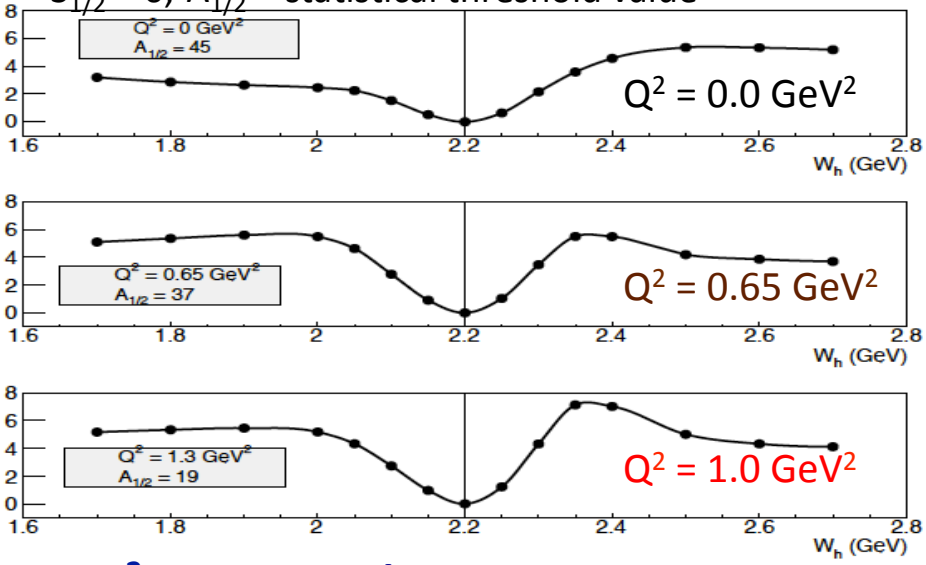

χ^2 scan over the resonance mass

Blind Extraction: $J^P=1/2^+ + J^P=3/2^+$

Two hybrid baryon resonances with $J^p = 1/2^+$ and $J^p = 3/2^+$ were inserted in the ep $\longrightarrow$ e $K^+\Lambda$ Gent RPR2011 reaction amplitude and **quasi-data** were generated $\longrightarrow$ $d\sigma_{q.d.}$

A blind analysis has been then attempted trying to extract the resonances J^P spin-parities and

7 unknown parameters: M_{res}^1 Γ_{res}^1 $A_{1/2}^1$ M_{res}^2 Γ_{res}^2 $A_{1/2}^2$ $A_{3/2}^2$

Searching the minimum of the quantity:

$$\chi^2 / d.p. = \frac{1}{N_{d.p.}} \sum_{W,\cos\theta^*,\phi} \frac{(d\sigma_{th} - d\sigma_{q.d.})^2}{(d\sigma_{q.d.})/N_{ev}}$$

$d\sigma_{th}$ were calculated using the **Gent RPR2011** amplitudes including two resonances $J^p = 1/2^+$ and $J^p = 3/2^+$, whose parameters values were scanned in the range:

$2.0 < W < 2.5$ GeV	$-0.05 < A_{1/2} < +0.05$ GeV$^{-1/2}$
$0.1 < \Gamma < 0.4$ GeV	$-0.05 < A_{3/2} < +0.05$ GeV$^{-1/2}$

at a fixed $Q^2 = 0.5$ GeV^2

$S_{1/2} = 0$

Blind Extraction: $J^P=1/2^+ + J^P=3/2^+$

Two hybrid baryon resonances with $J^p = 1/2^+$ and $J^p = 3/2^+$ were inserted in the ep $\longrightarrow$ e $K^+\Lambda$ Gent RPR2011 reaction amplitude and **quasi-data** were generated $\longrightarrow$ $d\sigma_{q.d.}$

A blind analysis has been then attempted trying to extract the resonances J^P spin-parities and

7 unknown parameters: M_{res}^1 Γ_{res}^1 $A_{1/2}^1$
M_{res}^2 Γ_{res}^2 $A_{1/2}^2$ $A_{3/2}^2$

Iterative procedure:

- The algorithm calculates the χ^2 value over a 7-dim parameters coarse grid, covering the full range
- The combination of parameters corresponding to the minimum χ^2 value is found
- χ^2 value is calculated over a finer 7-dim parameters grid, around the minimum
- The procedure is repeated three times.

Blind Extraction: $J^P=1/2^+ + J^P=3/2^+$

Two hybrid baryon resonances with $J^p = 1/2^+$ and $J^p = 3/2^+$ were inserted in the ep $\longrightarrow$ e $K^+\Lambda$ Gent RPR2011 reaction amplitude and **quasi-data** were generated $\longrightarrow$ $d\sigma_{q.d.}$

Typical 3-dim map of χ^2 as a function of the two resonance masses, evolving in time for increasing $A_{1/2}$ ($A_{3/2}$) strength.

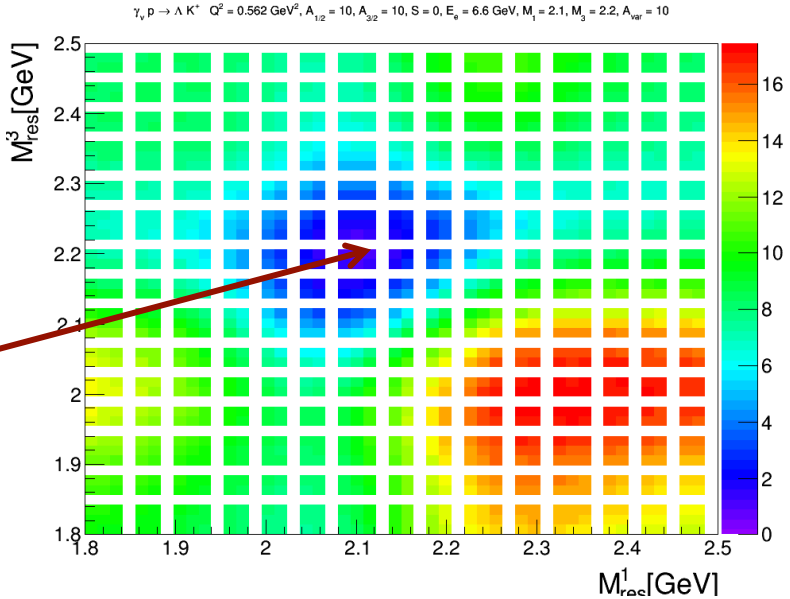

χ^2 minimum

Blind Extraction: $J^P=1/2^+ + J^P=3/2^+$

Two hybrid baryon resonances with $J^p = 1/2^+$ and $J^p = 3/2^+$ were inserted in the ep $\longrightarrow$ e $K^+\Lambda$ Gent RPR2011 reaction amplitude and **quasi-data** were generated $\longrightarrow$ $d\sigma_{q.d.}$

A blind analysis has been then attempted trying to extract the resonances J^P spin-parities and 7 unknown parameters: M_{res}^1 Γ_{res}^1 $A_{1/2}^1$ M_{res}^2 Γ_{res}^2 $A_{1/2}^2$ $A_{3/2}^2$

Hybrid Baryons parameters are well reconstructed.

Blind Resonance Parameters	Extracted Resonance Parameters
M_{res}^1 = 2.30 GeV	M_{res}^1 = 2.32 GeV
Γ_{res}^1 = 0.30 GeV	Γ_{res}^1 = 0.30 GeV
$A_{1/2}^1$ = 0.020 $GeV^{-1/2}$	$A_{1/2}^1$ = 0.019 $GeV^{-1/2}$
M_{res}^2 = 2.45 GeV	M_{res}^2 = 2.45 GeV
Γ_{res}^2 = 0.35 GeV	Γ_{res}^2 = 0.31 GeV
$A_{1/2}^2$ = - 0.015 $GeV^{-1/2}$	$A_{1/2}^2$ = - 0.014 $GeV^{-1/2}$
$A_{3/2}^2$ = 0.04 $GeV^{-1/2}$	$A_{3/2}^2$ = 0.038 $GeV^{-1/2}$

Summary

- We presented a program to search for new states of baryonic matter: **hybrid baryons.**
- Complementing the international program to search for **hybrid mesons.**
- Identification of hybrid baryons will verify fundamental expectations of **strong QCD on the role of glue.**
- Search for these states in exclusive channels will cover the kinematical range $Q^2 > 0.05$ GeV^2, W< 3 GeV.
- We have demonstrated for two major electroproduction channels $p\pi^+\pi^-$ and K^+Y that, with **100 days** beam time with CLAS12, we have the statistical sensitivity to find new excited states and determine their electrocouplings.
- **The experiment has been approved with A- rating** and **has been assigned 100 PAC days**
- Amplitude analysis will be developed with the **theoretical support groups** to establish the existence and properties of new resonances in the 1.8 GeV < M < 3.0 GeV mass region.