

**Lower CB Pressure Transmitter Cabinet
(CXL-TB20-21)
(15-5032-1430-A)**

<p>Written by: Cold Box Manufacturer: PHPK</p>	<p><u>Distribution :</u></p> <p>JLAB AL project team</p>
<p>Reviewed by Technical Manager: Gilles Flavien gilles.flavien@airliquide.com</p>	

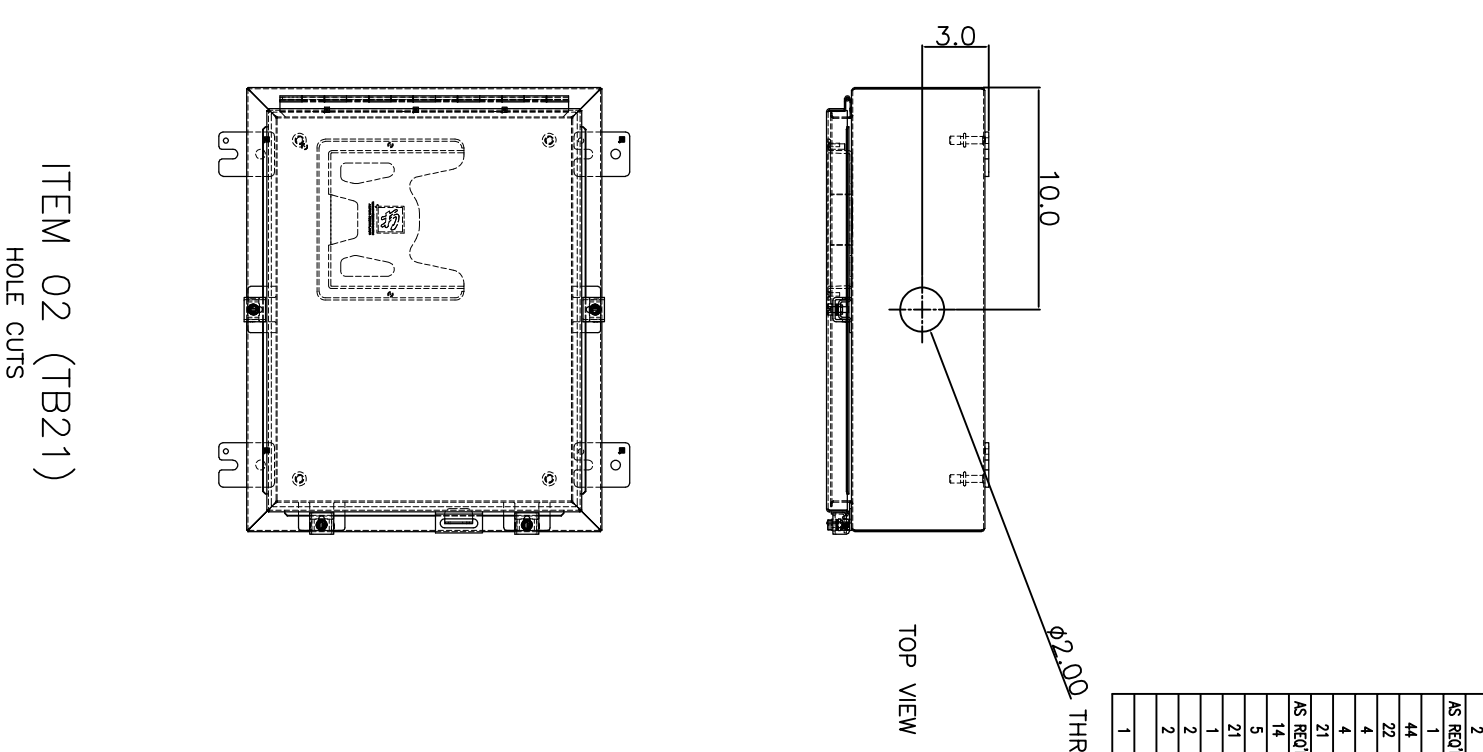
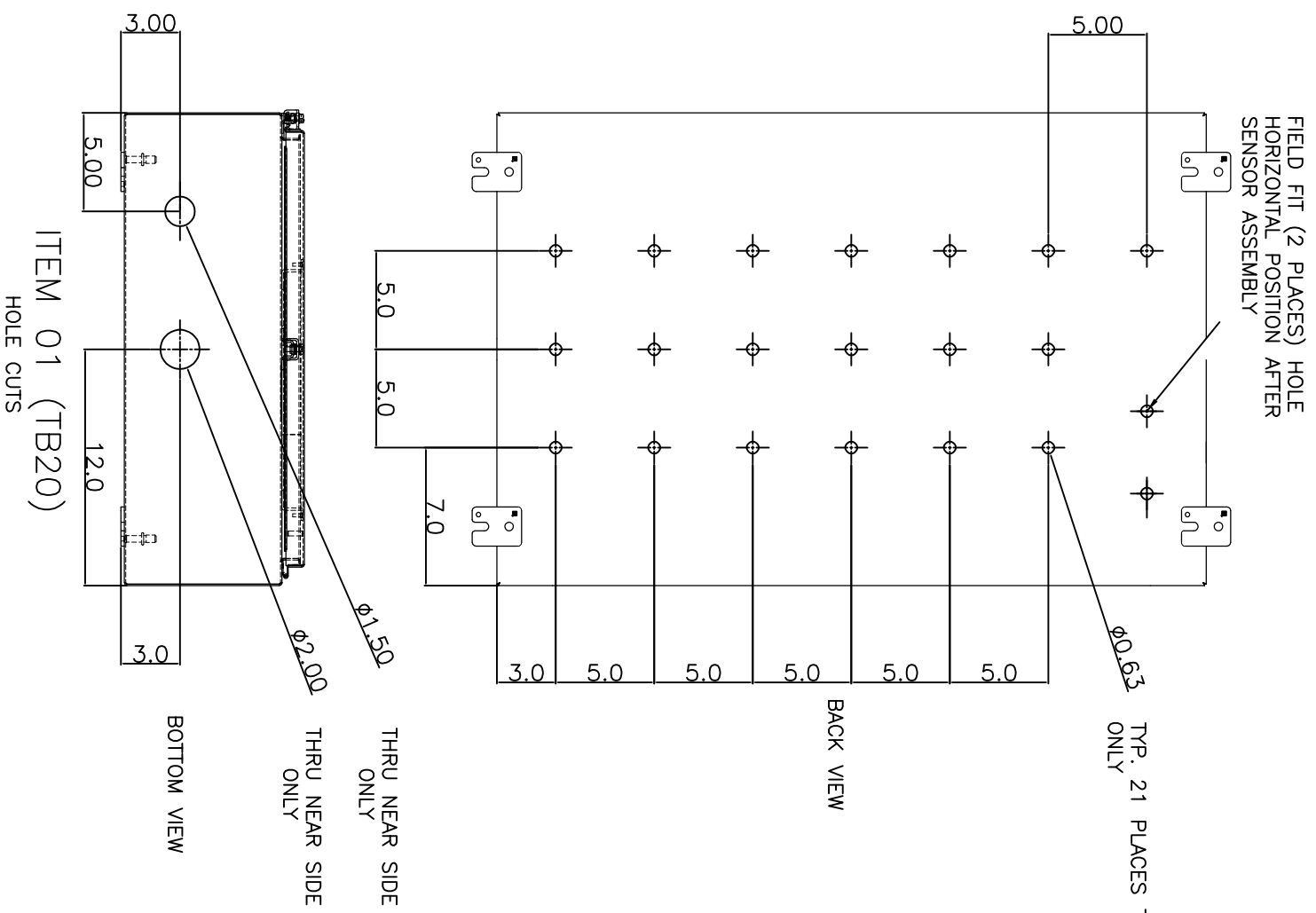
MODIFICATIONS RECORDING

ISSUE OF MODIF	DATE	WRITTEN BY	CHECKED BY	EVOLUTION OF THE DOCUMENT (Updated pages)	JUSTIFICATION OF THE MODIFICATION
<p>Note: Recording of modifications are included in document</p>					

REVISIONS

CHG.	DATE	DWN.	CH'KD.	ENGR.	REV'D	DESCRIPTION
-

TB20,21 PRESSURE TRANSMITTER ENCLOSURE



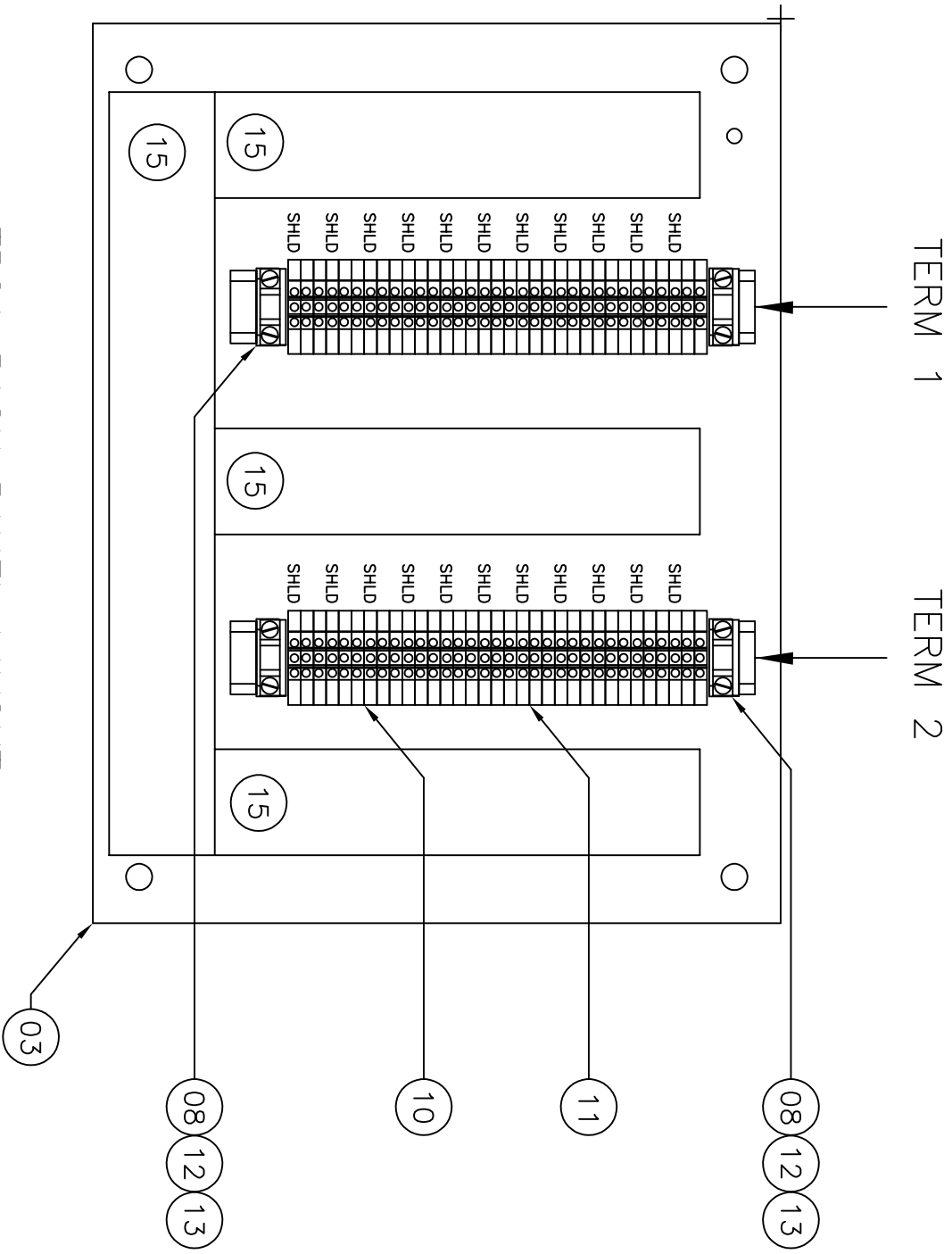
NO. REC'D.	P.O. NUMBER	ITEM	PART NUMBER	DESCRIPTION	TAG
-1					
1	01		COMPL	ELECTRICAL ENCLOSURE - "HOFFMAN" ASB124B1P	CUX-TB6
1	02		COMPL	ELECTRICAL ENCLOSURE - "HOFFMAN" A16R20ALP	CUX-TB7
1	03		COMPL	BACK PANEL - "HOFFMAN" A20P16	
20	04		COMPL	CABLE "TURCK", PAK 4T-2	PHPK SUPPLIED
21	05		COMPL	BULKHEAD UNION, SWAGELOK, SS-4-V03-61 OR =	PHPK SUPPLIED
19	06		COMPL	MALE CONNECTOR, SWAGELOK, SS-4-WVO-1-4 OR =	PHPK SUPPLIED
2	07		COMPL	THREADED RIGID NUB, APPELTON, H18G-150D OR =	
AS RECD	08		COMPL	DN RAIL - "ALEN BRODLEY" #1492-DHS OR =	
1	09		COMPL	NIPPLE, 1 1/2" NPS SCH-40 X 6" GALVANIZED	
44	10		COMPL	TERMINAL, BLUE, 1 CIRCUIT "ALEN BRODLEY" # 1492-J3-B	
22	11		COMPL	TERMINAL, GREEN, 1 CIRCUIT "ALEN BRODLEY" # 1492-J3-G	
4	12		COMPL	END BARBER FOR J3 TERMINALS "ALEN BRODLEY" # 1492-FB3	
4	13		COMPL	ANCHORS "ALEN BRODLEY" # 1492-FAH35	
21	14		COMPL	PLASTIC BLACK ON WHITE TAPS SIZED TO FIT, ENGRAVED AS SHOWN	
AS RECD	15		COMPL	WIRE DUCT, 2"W x 4"H WITH COVER "PANDUIT"	
14	16		COMPL	GE UNK, 5000 PFS50G-TB-A1-CA-H0-PE-250P9A	PHPK SUPPLIED
5	17		COMPL	GE UNK, 5000 PFS50G-TB-A1-CA-H0-PE-500P9A	PHPK SUPPLIED
21	18		COMPL	SEALING WASHER, MASTER-CAPR # 94733A727	PHPK SUPPLIED
1	19		COMPL	VENT PLUG, OMEGA, D080400901	
2	20		COMPL	MALE ELBOW, SWAGELOK, SS-4-V03-2-4 OR =	PHPK SUPPLIED
2	21		COMPL	UNION, SWAGELOK, SS-4-WVO-6-5F OR =	PHPK SUPPLIED
1	22		COMPL		
1	23		COMPL	GE UNK, 5000 PFS50G-TB-A1-CA-H0-PE-0 TO 1.5 ATM WET/WET DIFFERENTIAL	PHPK SUPPLIED

WGT	WORK ORDER	CONTRACT NO.	PART NUMBER	NO. REC'D	NEXT ASSEMBLY	SIZE
. LBS	MJA			2		
DRAWN	MJA	TOLERANCES	PHPK TECHNOLOGIES			
CHECKED	SPW	FRACTION	2111 BUILDERS PLACE COLUMBUS, OHIO 43204			
ENGINEER	MJA	.XX	LCLS-II LOWER COLD BOX TB20,21			
REVIEWED	SPW	.XXX	TRANSMITTER ENCLOSURE ASSEMBLY			
		ANGULAR	TITLE			
REL. DATE	8/30/2016		DRAWING NO.			
DIMENSIONS ARE PROVIDED PRIOR TO SURFACE TREATMENTS UNLESS NOTED.			SCALE	NONE		CHG. A

REVISIONS

CHG.	DATE	DWN.	CH'KD.	ENGR.	REV'D	DESCRIPTION
X	XX/XX/XX	XXX	XXX	XXX	-	

TERMINAL STRIP NUMBERING		TERMINAL BOX 21	
TERM 1		TERM2	
CXL1001		CXL1057	
CXL1002		CXL1058	
SHLD		SHLD	
CXL1003		CXL1059	
CXL1004		CXL1060	
SHLD		SHLD	
CXL1005		CXL1061	
CXL1006		CXL1062	
SHLD		SHLD	
CXL1007		CXL1063	
CXL1008		CXL1064	
SHLD		SHLD	
CXL1009		CXL1065	
CXL1010		CXL1066	
SHLD		SHLD	
CXL1011		CXL1101	
CXL1012		CXL1002	
SHLD		SHLD	
CXL1013		CXL1103	
CXL1014		CXL1104	
SHLD		SHLD	
CXL1015		CXL1105	
CXL1016		CXL1106	
SHLD		SHLD	
CXL1051		SP	
CXL1052		SP	
SHLD		SHLD	
CXL1053		SP	
CXL1054		SP	
SHLD		SHLD	
CXL1055		SP	
CXL1056		SP	
SHLD		SHLD	



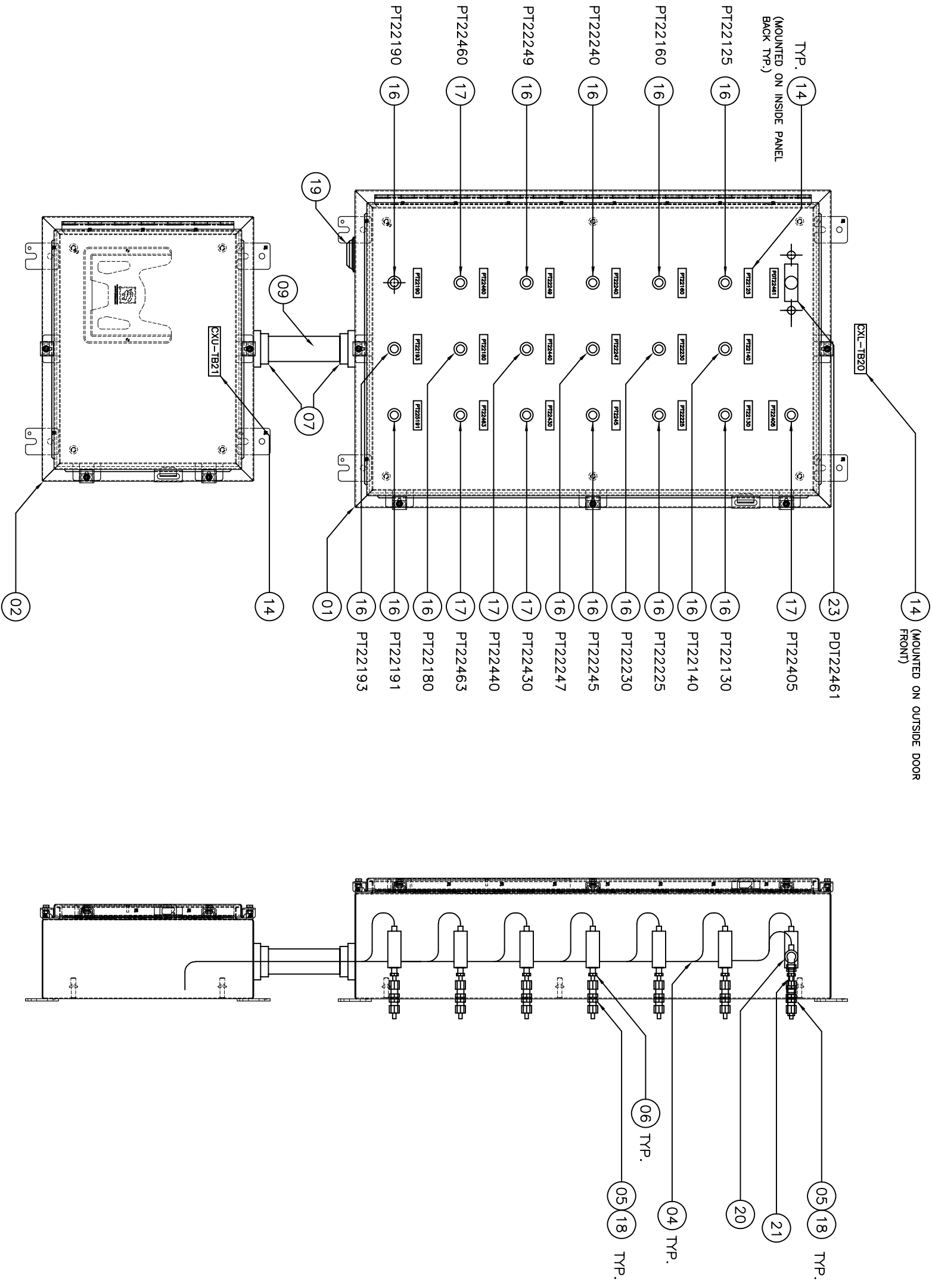
TB21 BACK PANEL LAYOUT

INFORMATION SHOWN ON THIS DRAWING IS PROPRIETARY AND THE SOLE PROPERTY OF PHPK AND IS NOT TO BE DISCLOSED OR TRANSMITTED TO UNAUTHORIZED PARTIES.

REL. DATE	8/30/2016	SCALE	NONE
REVIEWED	SPW	ANGULAR	
ENGINEER	MJA	XXX	
CHECKED	SPW	FRACTION	
DRAWN	MJA	TOLERANCES	
WEIGHT		CONTRACT NO.	
. LBS		PART NUMBER	
		NO. REV'D	2
		NEXT ASSEMBLY	
		SIZE	
<p>PHPK TECHNOLOGIES 2111 BUILDERS PLACE COLUMBUS, OHIO 43204 TITLE: LCLS II LOWER COLD BOX TB 20, 21 TRANSMITTER ENCLOSURE ASSEMBLY</p>			
REL. DATE	8/30/2016	SIZE	B
REVIEWED	SPW	DRAWING NO.	15-5032-1430
ENGINEER	MJA	CHG.	A
CHECKED	SPW	SCALE	NONE
DRAWN	MJA	SHEET	2 OF 3

REVISIONS

CHG.	DATE	DWN.	CH'KD.	ENGR.	REV'D	DESCRIPTION
-						



. LBS	WORK ORDER	CONTRACT NO.	PART NUMBER	NO. REC'D	NEXT ASSEMBLY	SIZE
	MJA			2		
DRAWN	MJA	TOLERANCES				
CHECKED	SPW	FRACTION				
ENGINEER	MJA	.XX				
REVIEWED	SPW	.XXX				
		ANGULAR				
REL. DATE	8/30/2016					
DIMENSIONS ARE PROVIDED PRIOR TO SURFACE TREATMENTS UNLESS NOTED.						
			SCALE NONE			
			SHEET 3 OF 3			
PHPK TECHNOLOGIES 2111 BUILDERS PLACE COLUMBUS, OHIO 43204 LCIS-II LOWER COLD BOX TRANSMITTER ENCLOSURE ASSEMBLY DRAWING NO.						
			SIZE B DRAWING NO. 15-5032-1430 CHG. A			