Jefferson Lab Alignment Group

Data Transmittal

TO: S. Mandal		**DATE:** 07 May 2015
FROM: Chris Gould	**Checked:**	**# :** B1634

DETAILS: M:\align\DATA\Fiduc\HallB\SVT\Region 2\150501A

Below are the results of the Region 2 module fiducialization. The XY plane was established on the face of the upstream flange. Roll was controlled by a line between survey marks 2 and 3. And the origin was established as the center of the constructed circle through the three survey marks. A positive Y is up, a positive X is beam left and a positive Z is downstream. All values are in mm.



	IDEAL [Millimeters]				MEASURED [Millimeters]				Delta [Millimeters]			
Name	X	Y	Z		X	Y	Z		X	Y	Z	Mag
R211	17.35	95.89	500.49		17.46	96.07	500.78		0.11	0.18	0.29	0.36
R212	-17.35	95.89	500.49		-17.23	96.06	500.73		0.12	0.17	0.24	0.32
R213	-3.50	95.89	909.36		-3.76	95.97	909.63		-0.26	0.08	0.27	0.39
R221	57.24	78.86	500.49		57.34	78.99	500.83		0.10	0.13	0.34	0.38
R222	25.97	93.92	500.49		26.08	94.07	500.76		0.11	0.15	0.27	0.33
R223	38.45	87.91	909.36		38.22	88.09	909.59		-0.23	0.18	0.23	0.37
R231	85.78	46.22	500.49		85.89	46.30	500.82		0.11	0.08	0.33	0.36
R232	64.15	73.35	500.49		64.22	73.50	500.86		0.07	0.15	0.37	0.40
R233	72.78	62.52	909.36		72.69	62.72	909.58		-0.09	0.20	0.22	0.31
R241	97.34	4.42	500.49		97.43	4.53	500.79		0.09	0.11	0.30	0.34
R242	89.62	38.25	500.49		89.73	38.34	500.83		0.11	0.09	0.34	0.37
R243	92.70	24.75	909.36		92.61	25.04	909.60		-0.09	0.29	0.24	0.39
R251	89.62	-38.25	500.49		89.57	-37.87	500.64		-0.05	0.38	0.15	0.41
R252	97.34	-4.42	500.49		97.31	-4.09	500.76		-0.03	0.33	0.27	0.43
R253	94.26	-17.92	909.36		94.12	-17.16	909.61		-0.14	0.76	0.25	0.82
R261	64.15	-73.35	500.49		64.05	-72.96	500.73		-0.10	0.39	0.24	0.46
R262	85.78	-46.22	500.49		85.70	-45.85	500.71		-0.08	0.37	0.22	0.44
R263	77.15	-57.05	909.36		77.02	-56.41	909.61		-0.13	0.64	0.25	0.70
R271	25.97	-93.92	500.49		25.91	-93.49	500.63		-0.06	0.43	0.14	0.45
R272	57.23	-78.86	500.49		57.15	-78.45	500.71		-0.08	0.41	0.22	0.47
R273	44.76	-84.87	909.36		44.74	-84.17	909.55		-0.02	0.70	0.19	0.72
R281	-17.35	-95.89	500.49		-17.40	-95.49	500.61		-0.05	0.40	0.12	0.42
R282	17.35	-95.89	500.49		17.25	-95.49	500.70		-0.10	0.40	0.21	0.46
R283	3.50	-95.89	909.36		3.48	-95.27	909.59		-0.02	0.62	0.23	0.66
R291	-57.24	-78.86	500.49		-57.24	-78.53	500.79		0.00	0.33	0.30	0.44
R292	-25.97	-93.92	500.49		-26.02	-93.57	500.71		-0.05	0.35	0.22	0.42
R293	-38.45	-87.91	909.36		-38.43	-87.82	909.65		0.02	0.09	0.29	0.31
R2101	-85.78	-46.22	500.49		-85.79	-45.91	500.66		-0.01	0.31	0.17	0.35
R2102	-64.15	-73.35	500.49		-64.26	-72.94	500.66		-0.11	0.41	0.17	0.46
R2103	-72.78	-62.52	909.36		-72.88	-62.00	909.53		-0.10	0.52	0.17	0.55
R2111	-97.34	-4.42	500.49		-97.34	-4.09	500.66		0.00	0.33	0.17	0.37
R2112	-89.62	-38.25	500.49		-89.64	-37.88	500.62		-0.02	0.37	0.13	0.39
R2113	-92.70	-24.75	909.36		-92.74	-24.40	909.51		-0.04	0.35	0.15	0.38
R2121	-89.62	38.25	500.49		-89.54	38.55	500.63		0.08	0.30	0.14	0.34
R2122	-97.34	4.42	500.49		-97.29	4.77	500.69		0.05	0.35	0.20	0.41
R2123	-94.26	17.92	909.36		-94.35	18.07	909.48		-0.09	0.15	0.12	0.22
R2131	-64.15	73.35	500.49		-64.01	73.64	500.70		0.14	0.29	0.21	0.38
R2132	-85.78	46.22	500.49		-85.65	46.53	500.66		0.13	0.31	0.17	0.37
R2133	-77.15	57.05	909.36		-77.33	57.18	909.53		-0.18	0.13	0.17	0.28
R2141	-25.97	93.92	500.49		-25.82	94.15	500.79		0.15	0.23	0.30	0.41
R2142	-57.23	78.86	500.49		-57.04	79.12	500.65		0.19	0.26	0.16	0.36
R2143	-44.76	84.87	909.36		-44.89	84.99	909.60		-0.13	0.12	0.24	0.30
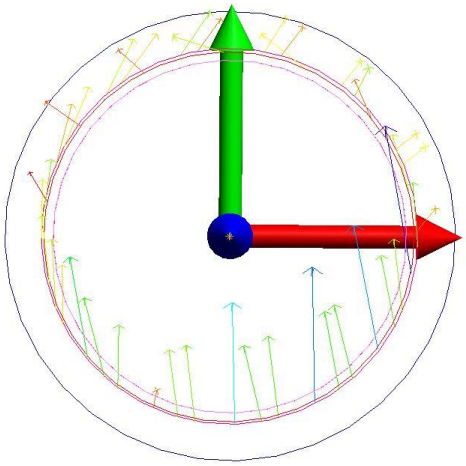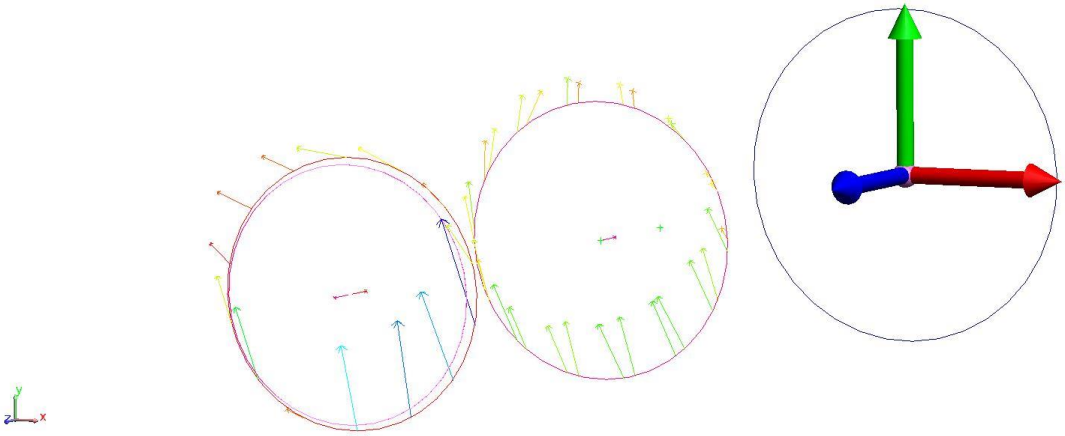
Point Name	X	Y	Z
	(mm)	(mm)	(mm)
Cu Circle	0.00	0.29	500.72
Point Name	**X**	**Y**	**Z**
	(mm)	**(mm)**	**(mm)**
PEEK Circle	-0.14	0.33	909.58
Point Name	**X**	**Y**	**Z**
	(mm)	**(mm)**	**(mm)**
Peek Fid Circle	0.20	0.45	917.78
Point Name	**X**	**Y**	**Z**
	(mm)	**(mm)**	**(mm)**
Peek Fid 1	-45.01	78.06	917.77
Peek Fid 2	90.31	0.56	917.82
Peek Fid 3	-44.50	-77.40	917.82