# Jefferson Lab Alignment Group

## Data Transmittal

| | | |
|---|---|---|
| **TO:** B. Miller, C. Wiggins | | **DATE:** 23 May 2018 |
| **FROM:** Kelly Tremblay | **Checked:** | **# :** B1864 |

**DETAILS:**

data: step1\hallb\180523a

The rails for the Target / SVT carts were adjusted on May 22nd, 2018. The data is shown below. A target was placed on the new cart near the upstream/downstream centerlines (x/y values). Z values are from target center. Units are millimeters.

| Hall B Rail Survey - Upstream Run 1 | | | | | |
|---|---|---|---|---|---|
| Position | x[mm] | y[mm] | z[mm] | dx[val-av] | dy[val-av] |
| CUS1 | 1.43 | -1255.03 | -4797.26 | 0.11 | -0.29 |
| CUS2 | 1.55 | -1254.85 | -4932.13 | 0.23 | -0.11 |
| CUS3 | 1.39 | -1254.82 | -5075.93 | 0.07 | -0.08 |
| CUS4 | 1.06 | -1254.78 | -5243.86 | -0.26 | -0.04 |
| CUS5 | 1.07 | -1254.65 | -5376.11 | -0.25 | 0.09 |
| CUS6 | 1.26 | -1254.76 | -5512.56 | -0.06 | -0.02 |
| CUS7 | 1.24 | -1255.03 | -5660.95 | -0.08 | -0.29 |
| CUS8 | 1.10 | -1255.00 | -5798.46 | -0.22 | -0.26 |
| CUS9 | 1.06 | -1254.74 | -5942.43 | -0.26 | 0.00 |
| CUS10 | 1.21 | -1254.93 | -6108.15 | -0.11 | -0.19 |
| CUS11 | 1.34 | -1254.81 | -6250.89 | 0.02 | -0.07 |
| CUS12 | 1.41 | -1254.43 | -6404.59 | 0.09 | 0.31 |
| CUS13 | 1.54 | -1254.23 | -6550.84 | 0.22 | 0.51 |
| CUS14 | 1.78 | -1254.32 | -6716.17 | 0.46 | 0.42 |
| av | 1.32 | -1254.74 | | | |
| std | 0.22 | 0.25 | | | |

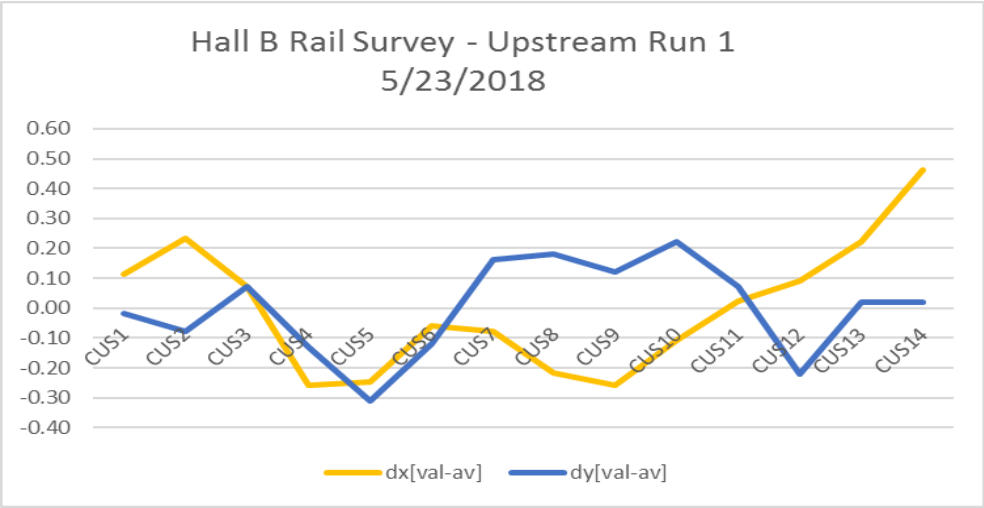

| Hall B Rail Survey Downstream Run 1 | | | | | |
|---|---|---|---|---|---|
| Position | x[mm] | y[mm] | z[mm] | dx[val-av] | dy[val-av] |
| CDS1 | 4.58 | -1252.29 | -3989.96 | 0.19 | -0.02 |
| CDS2 | 4.68 | -1252.35 | -4124.86 | 0.29 | -0.08 |
| CDS3 | 4.55 | -1252.20 | -4268.63 | 0.16 | 0.07 |
| CDS4 | 4.20 | -1252.40 | -4436.57 | -0.19 | -0.13 |
| CDS5 | 4.16 | -1252.58 | -4568.84 | -0.23 | -0.31 |
| CDS6 | 4.38 | -1252.39 | -4705.28 | -0.01 | -0.12 |
| CDS7 | 4.33 | -1252.11 | -4853.66 | -0.06 | 0.16 |
| CDS8 | 4.19 | -1252.09 | -4991.17 | -0.20 | 0.18 |
| CDS9 | 4.12 | -1252.15 | -5135.14 | -0.27 | 0.12 |
| CDS10 | 4.27 | -1252.05 | -5300.85 | -0.12 | 0.22 |
| CDS11 | 4.35 | -1252.20 | -5443.57 | -0.04 | 0.07 |
| CDS12 | 4.42 | -1252.49 | -5597.27 | 0.03 | -0.22 |
| CDS13 | 4.56 | -1252.25 | -5743.54 | 0.17 | 0.02 |
| CDS14 | 4.73 | -1252.25 | -5908.83 | 0.34 | 0.02 |
| av | 4.39 | -1252.27 | | | |
| std | 0.20 | 0.16 | | | |

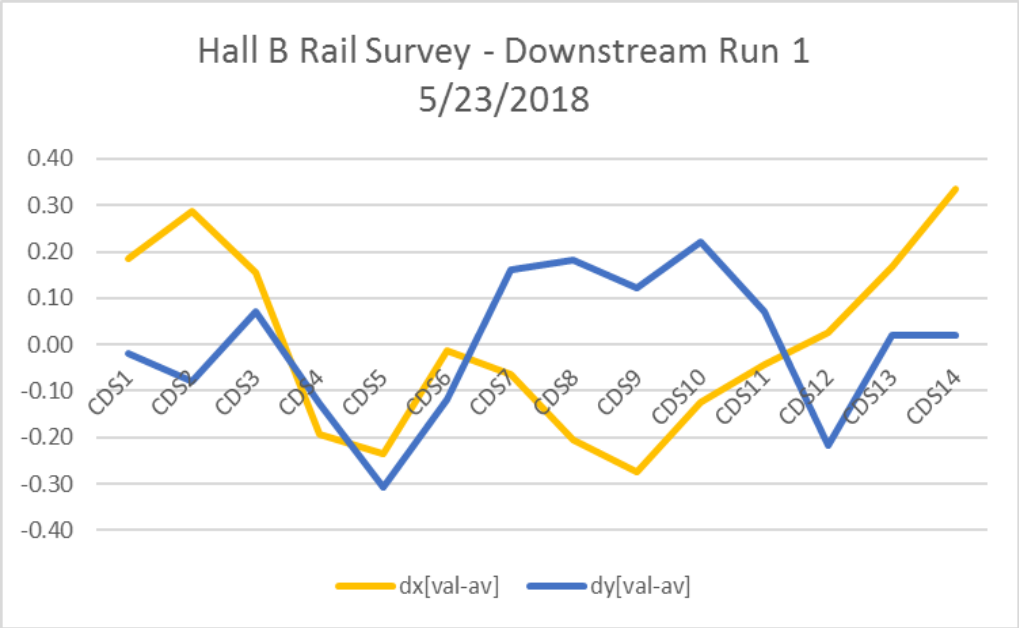

| Hall B Rail Survey - Upstream Run 2 | | | | | |
|---|---|---|---|---|---|
| Position | x[mm] | y[mm] | z[mm] | dx[val-av] | dy[val-av] |
| CUS101 | 1.36 | -1255.23 | -4672.44 | -0.06 | -0.35 |
| CUS102 | 1.51 | -1255.06 | -4822.99 | 0.09 | -0.18 |
| CUS103 | 1.57 | -1254.91 | -4986.14 | 0.15 | -0.03 |
| CUS104 | 1.42 | -1254.87 | -5143.16 | 0.00 | 0.01 |
| CUS105 | 1.19 | -1254.81 | -5309.16 | -0.23 | 0.07 |
| CUS106 | 1.38 | -1254.83 | -5456.52 | -0.04 | 0.05 |
| CUS107 | 1.48 | -1255.17 | -5606.33 | 0.06 | -0.29 |
| CUS108 | 1.17 | -1255.11 | -5771.57 | -0.25 | -0.23 |
| CUS109 | 1.22 | -1254.92 | -5916.45 | -0.20 | -0.04 |
| CUS110 | 1.42 | -1255.11 | -6066.41 | 0.00 | -0.23 |
| CUS111 | 1.35 | -1254.90 | -6242.21 | -0.07 | -0.02 |
| CUS112 | 1.40 | -1254.53 | -6405.05 | -0.02 | 0.35 |
| CUS113 | 1.65 | -1254.41 | -6551.15 | 0.23 | 0.47 |
| CUS114 | 1.80 | -1254.42 | -6716.21 | 0.38 | 0.46 |
| av | 1.42 | -1254.88 | | | |
| std | 0.17 | 0.26 | | | |

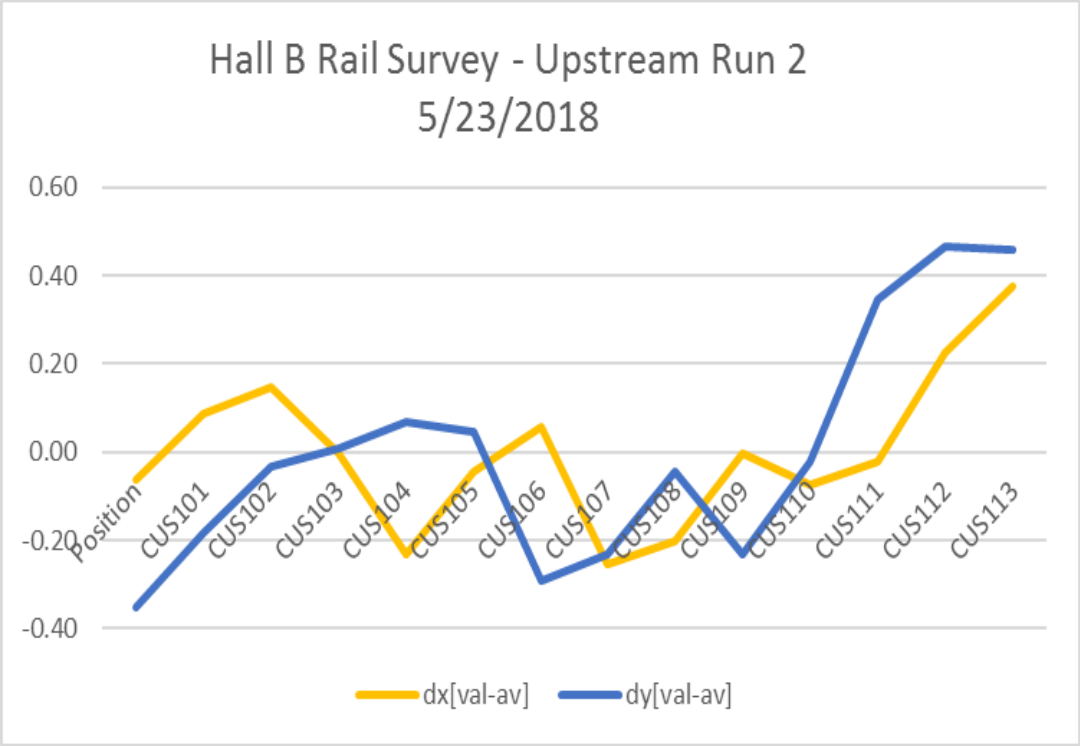
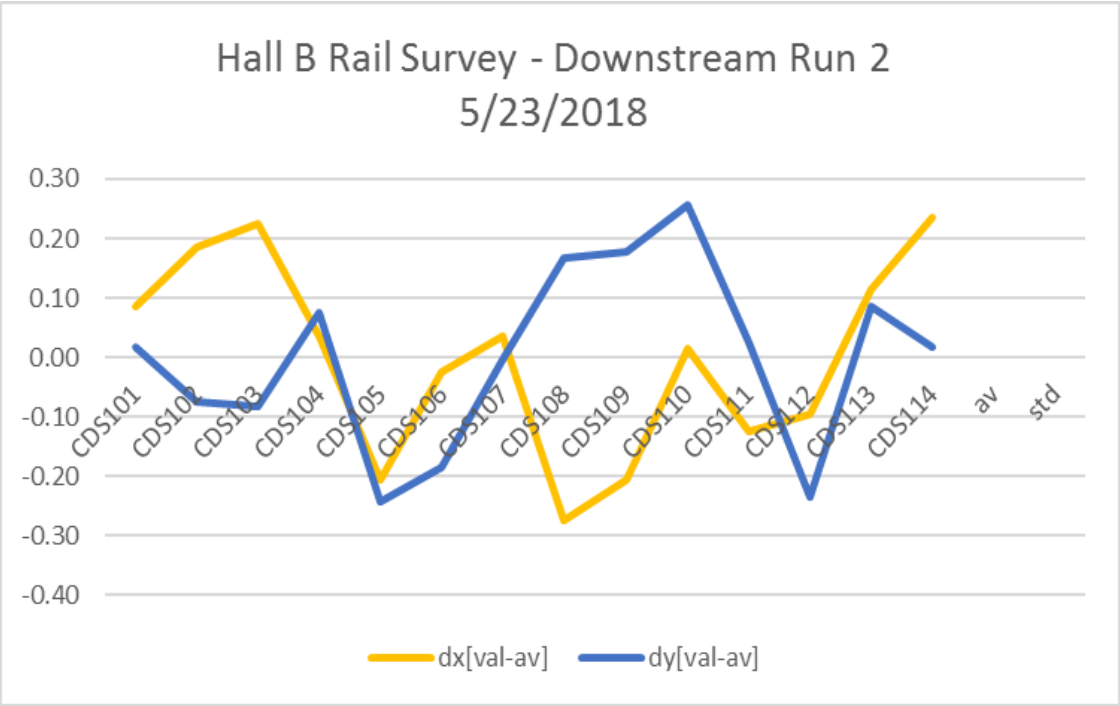
| Hall B Rail Survey Downstream Run 2 | | | | | |
|---|---|---|---|---|---|
| Position | x[mm] | y[mm] | z[mm] | dx[val-av] | dy[val-av] |
| CDS101 | 4.67 | -1252.27 | -3865.10 | 0.08 | 0.02 |
| CDS102 | 4.77 | -1252.36 | -4015.62 | 0.18 | -0.07 |
| CDS103 | 4.81 | -1252.37 | -4178.77 | 0.22 | -0.08 |
| CDS104 | 4.62 | -1252.21 | -4335.82 | 0.03 | 0.08 |
| CDS105 | 4.38 | -1252.53 | -4501.87 | -0.21 | -0.24 |
| CDS106 | 4.56 | -1252.47 | -4649.20 | -0.03 | -0.18 |
| CDS107 | 4.62 | -1252.29 | -4799.03 | 0.03 | 0.00 |
| CDS108 | 4.31 | -1252.12 | -4964.22 | -0.28 | 0.17 |
| CDS109 | 4.38 | -1252.11 | -5109.09 | -0.21 | 0.18 |
| CDS110 | 4.60 | -1252.03 | -5259.08 | 0.01 | 0.26 |
| CDS111 | 4.46 | -1252.26 | -5434.85 | -0.13 | 0.03 |
| CDS112 | 4.49 | -1252.52 | -5597.72 | -0.10 | -0.23 |
| CDS113 | 4.70 | -1252.20 | -5743.82 | 0.11 | 0.09 |
| CDS114 | 4.82 | -1252.27 | -5908.90 | 0.23 | 0.02 |
| av | 4.59 | -1252.29 | | | |
| std | 0.16 | 0.15 | | | |