

# Exploring the mysteries of the Universe with the IceCube neutrino detector at the South Pole

**Gary C. Hill**  
**University of Adelaide**

Elba XIV Workshop  
Lepton-Nucleus Scattering  
Marciana Marina, Isola d'Elba  
June 28 2016



# IceCube

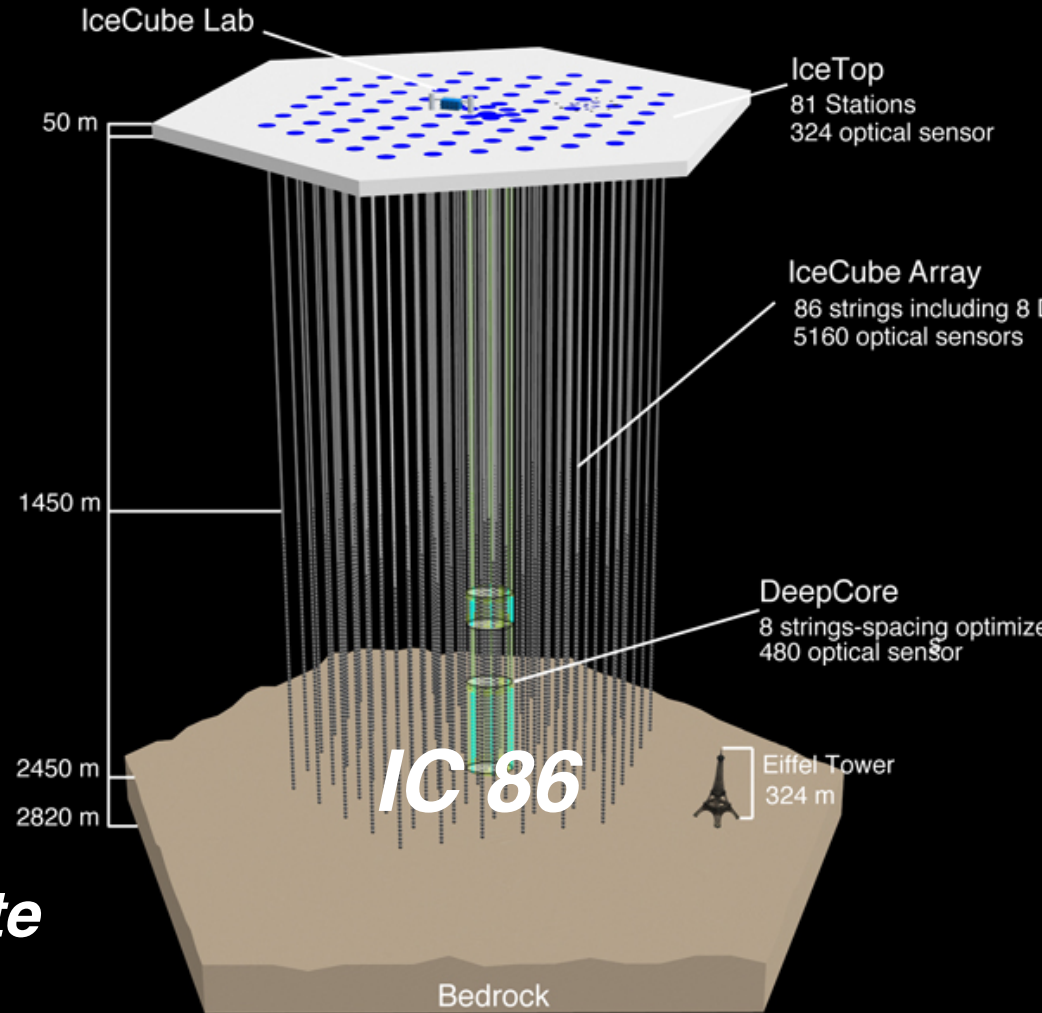
## IceTop - cosmic ray studies

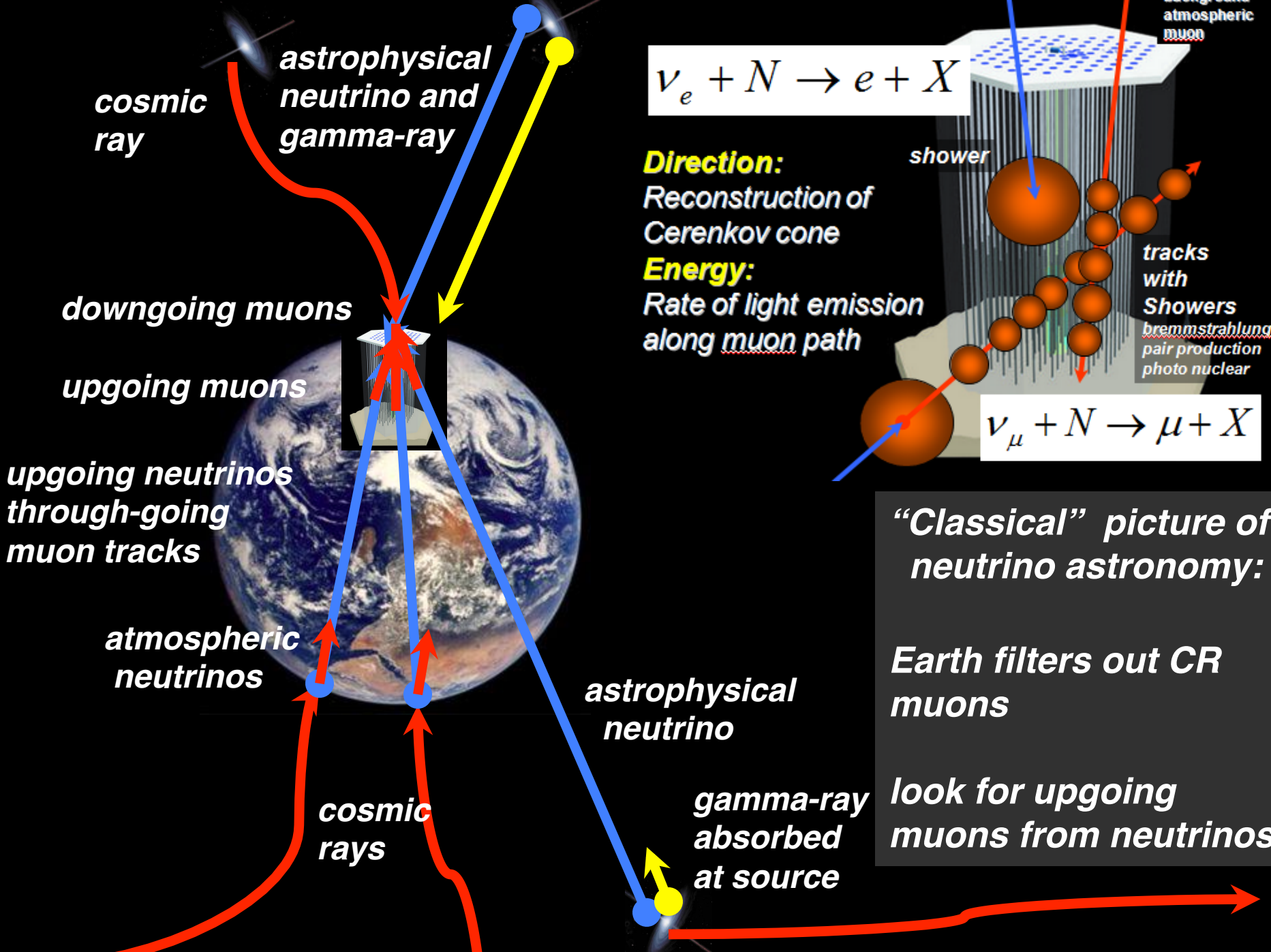
**Construction:**  
**Dec 2004 – Dec 2010**

**86 strings x 60 DOM**  
**IceTop air shower array**

**Partial detectors analysed:**  
**IC40, IC59, IC79**

**Full detector:**  
**IC86, 5 years running to date**  
**HESE: IC79/86-1**  
**HESE-4: IC79/86-1/86-2,3,4**





cosmic ray

astrophysical neutrino and gamma-ray

$$\nu_e + N \rightarrow e + X$$

**Direction:**  
Reconstruction of Cerenkov cone  
**Energy:**  
Rate of light emission along muon path

shower

background atmospheric muon

tracks with Showers  
bremmstrahlung  
pair production  
photo nuclear

$$\nu_\mu + N \rightarrow \mu + X$$

“Classical” picture of neutrino astronomy:

Earth filters out CR muons  
look for upgoing muons from neutrinos

downgoing muons

upgoing muons

upgoing neutrinos through-going muon tracks

atmospheric neutrinos

astrophysical neutrino


cosmic rays

gamma-ray absorbed at source

# *Cherenkov light from a 2 PeV neutrino induced particle shower in IceCube*

*photon arrival  
timings:  
red - early  
yellow  
orange  
green  
blue - late*

*string spacing 125 m  
DOM spacing 17 m*



$\nu_e$

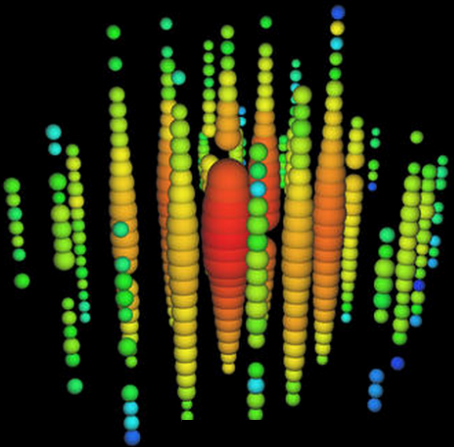


RESEARCH

## Evidence for High-Energy Extraterrestrial Neutrinos at the IceCube Detector

IceCube Collaboration\*

**Introduction:** Neutrino observations are a unique probe of the universe's highest energy

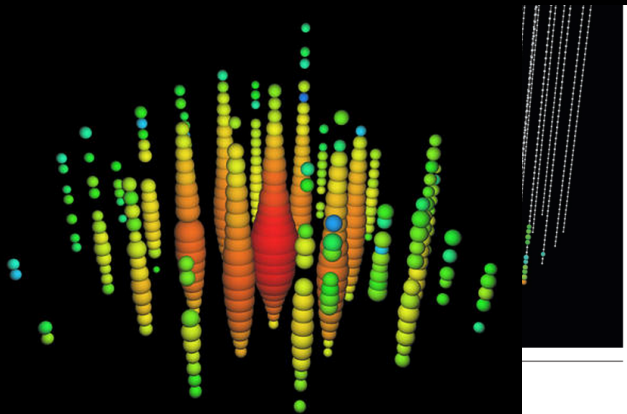
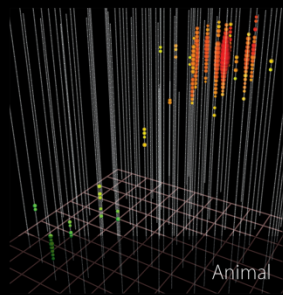
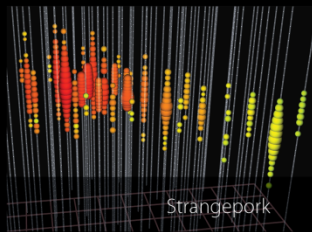


tified high-energy galactic or accelerators.

**A 250 TeV neutrino interaction in** interaction point (bottom), a large with a muon produced in the interac left. The direction of the muon indi original neutrino.

\*The list of author affiliations is availab  
Corresponding authors: C. Kopper (ckop

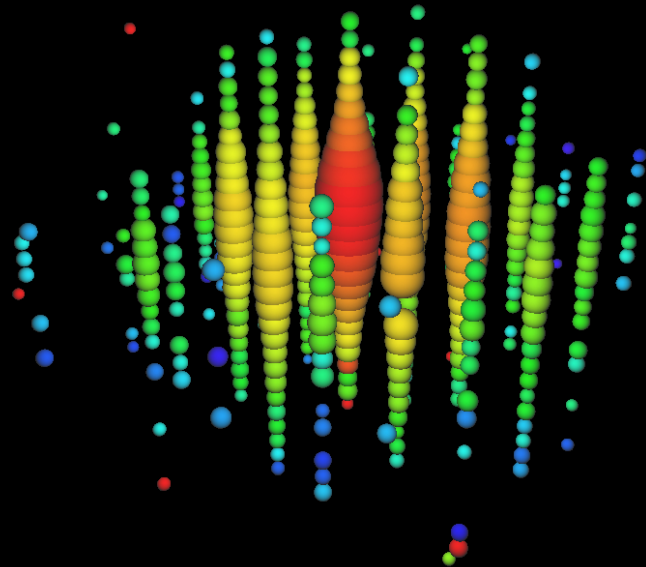
## 28 High Energy Events



22 November 2013 | \$10

# Science

## 22 November 2013



# Sources of neutrinos

## The Big Bang

$$\rho_\nu = 330 / \text{cm}^3$$

$$E_\nu = 0.0004 \text{ eV}$$

$$(1 \text{ MeV} = 1.6 \times 10^{-13} \text{ Joules})$$

## SN1987

$$E_\nu \sim \text{MeV}$$

## The Sun

$$\Phi_{\nu_e}^{\text{Earth}} = 6 \times 10^{10} \nu / \text{cm}^2\text{s}$$

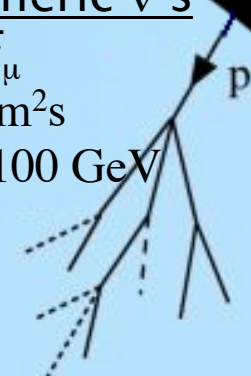
$$E_\nu \sim 0.1 - 20 \text{ MeV}$$

## Atmospheric $\nu$ 's

$$\nu_e, \nu_\mu, \bar{\nu}_e, \bar{\nu}_\mu$$

$$\Phi_\nu \sim 1 \nu / \text{cm}^2\text{s}$$

$$E_\nu \sim 0.1 - 100 \text{ GeV}$$



## Human Body

$$\Phi_\nu = 340 \times 10^6 \nu / \text{day}$$



## Nuclear Reactors

$$E_\nu \sim \text{few MeV}$$



## Earth's Radioactivity

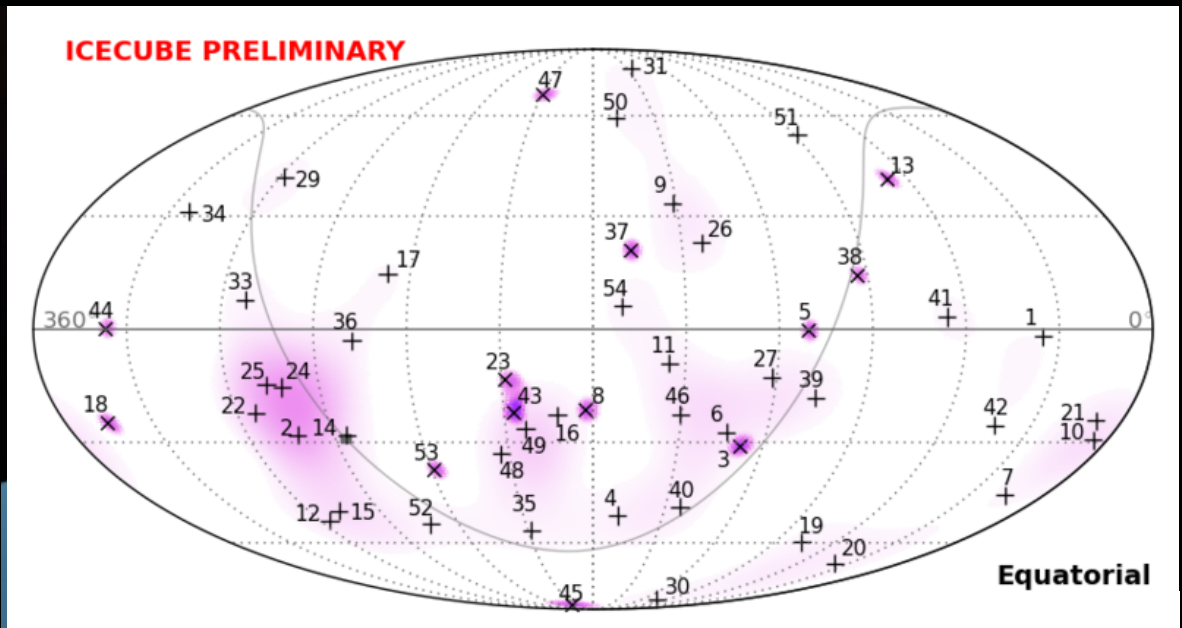
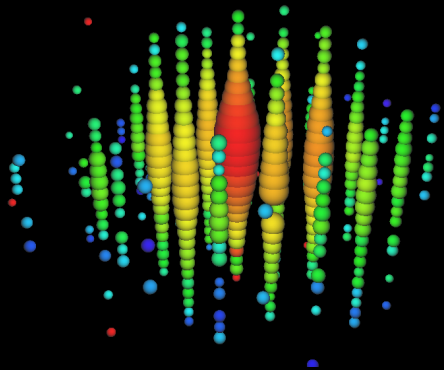
$$\Phi_\nu \sim 6 \times 10^6 \nu / \text{cm}^2\text{s}$$

## Accelerators

$$E_\nu \approx 0.3 - 30 \text{ GeV}$$

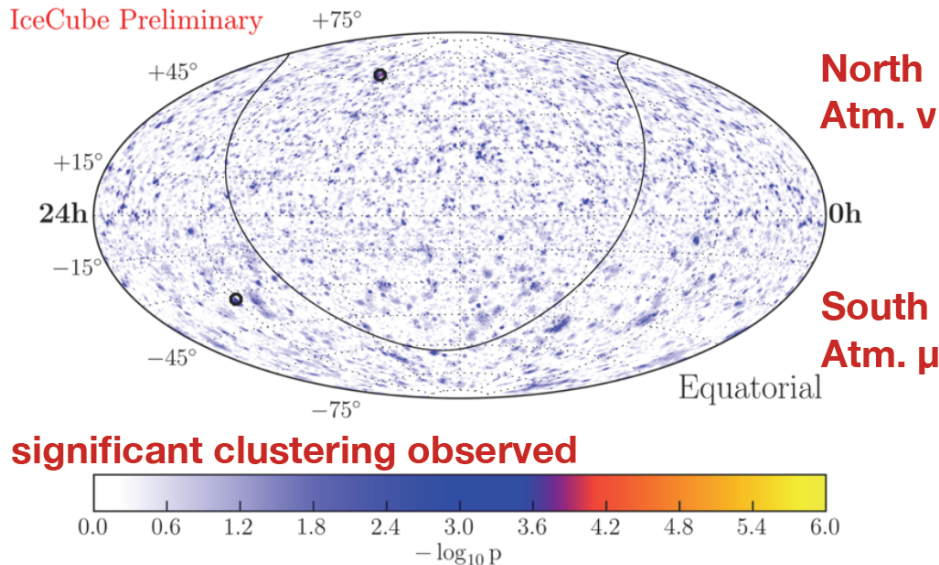


# Sources of neutrinos




## The newest source: the high energy Universe

Results of 6 year analysis



**Muon: 2.6 PeV deposited  
Neutrino: 3-10 PeV !**





# Astronomical messengers:

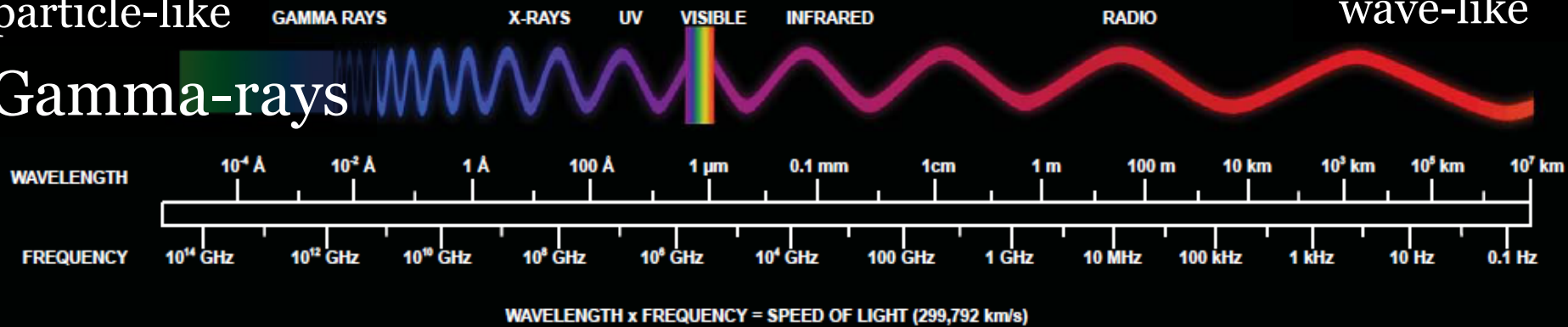
## Light: the electromagnetic spectrum

High energy:  
particle-like

Gamma-rays

### THE ELECTROMAGNETIC SPECTRUM

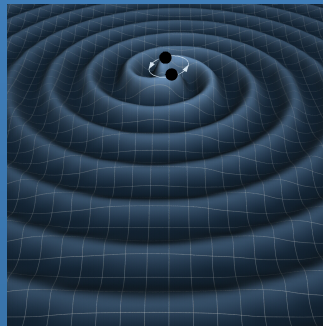
Low energy:  
wave-like



## Not light: other messengers

Cosmic rays

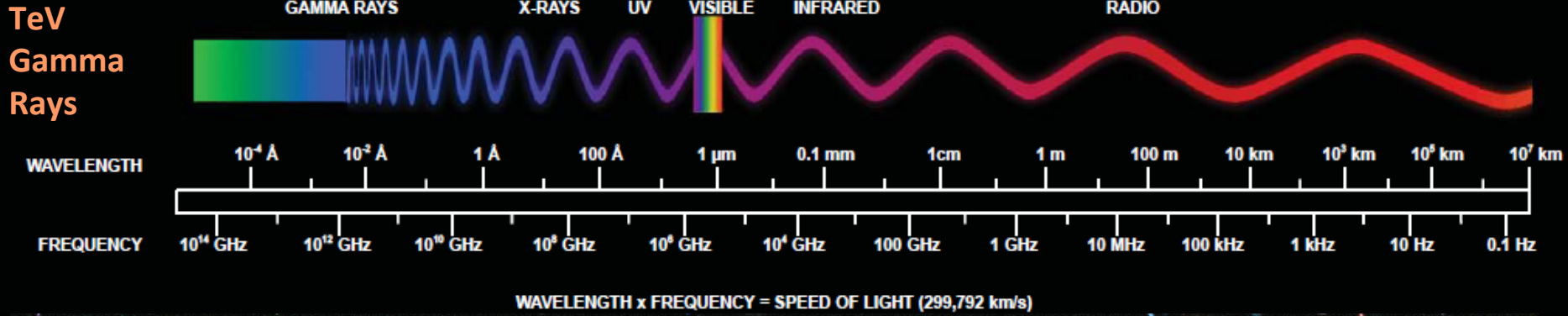
Neutrinos



Gravitational  
waves

# Astronomy with light

## THE ELECTROMAGNETIC SPECTRUM



Low energy  
Gamma-ray



Space

X-ray




Space

Optical/IR



Ground

Infrared




Space



Radio



Ground

Ground

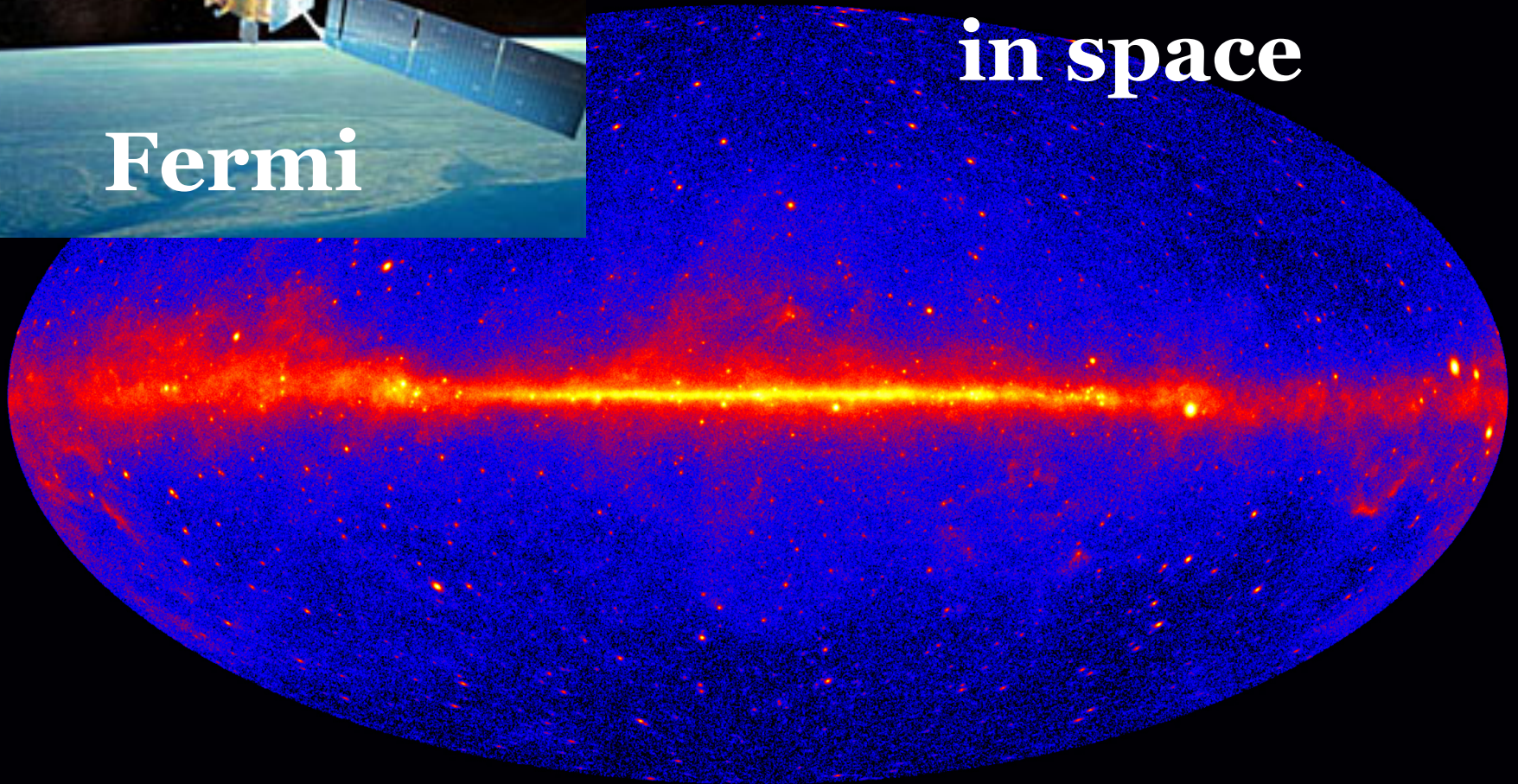




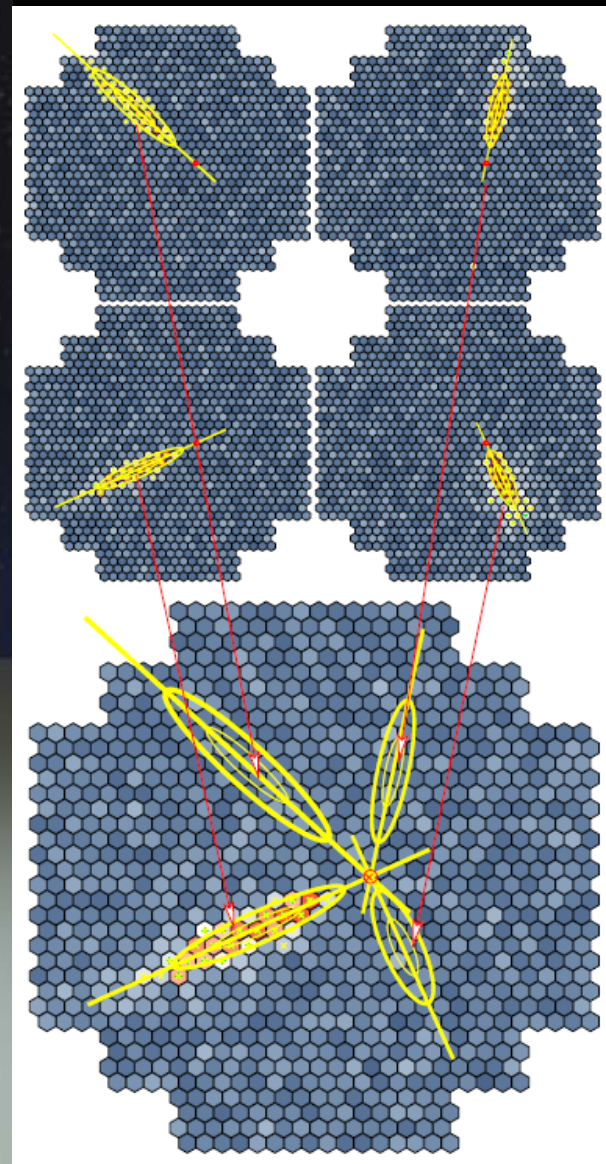




# Gamma-ray astronomy in space




# Gamma-ray astronomy on the ground



# H.E.S.S. telescope, Namibia

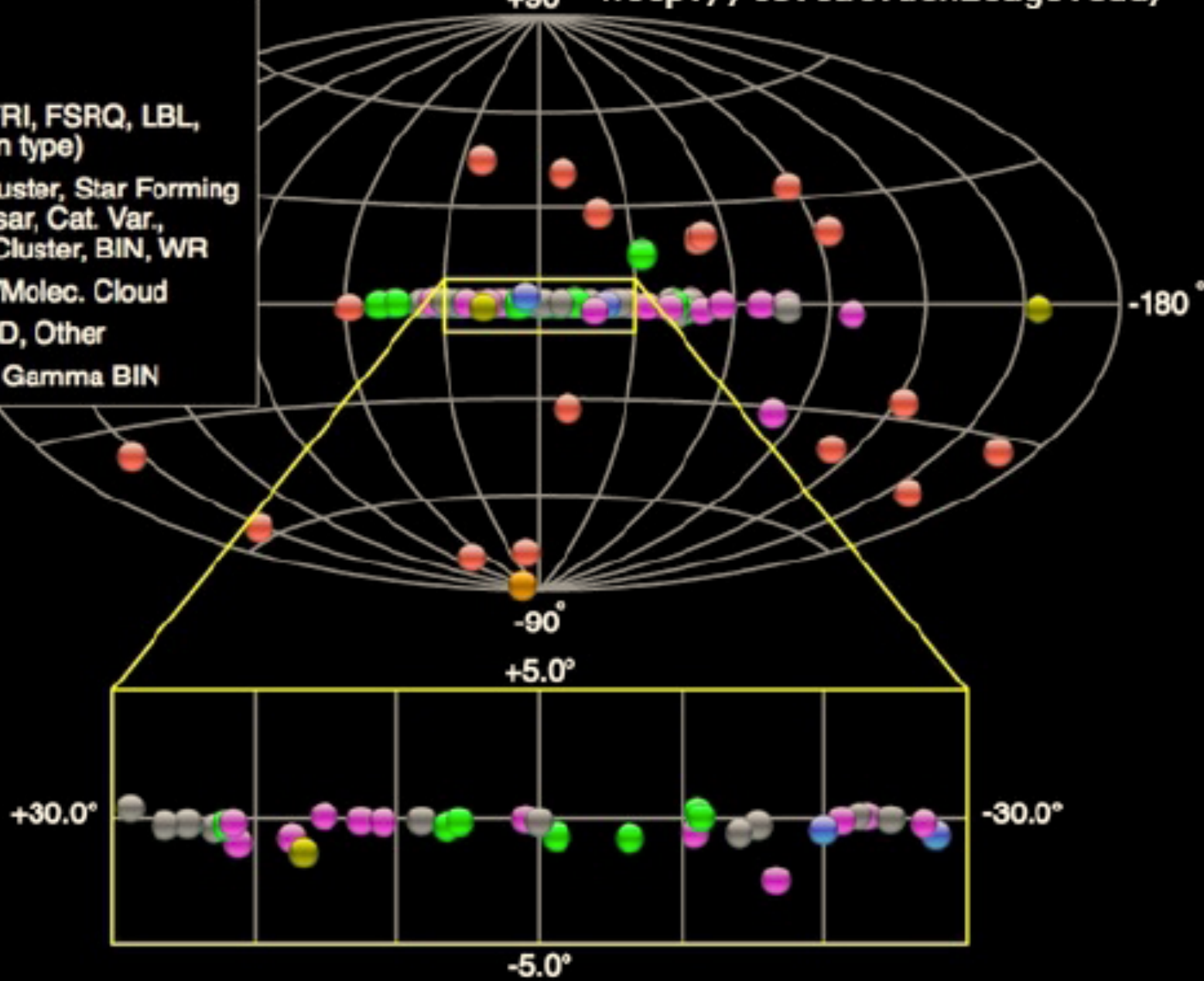




(c) F. Acero & H. Gast



- PWN
- Starburst
- HBL, IBL, FRI, FSRQ, LBL, AGN (unknown type)
- Globular Cluster, Star Forming Region, uQuasar, Cat. Var., Massive Star Cluster, BIN, WR
- Shell, SNR/Molec. Cloud
- DARK, UNID, Other
- XRB, PSR, Gamma BIN



# Astronomical messengers:

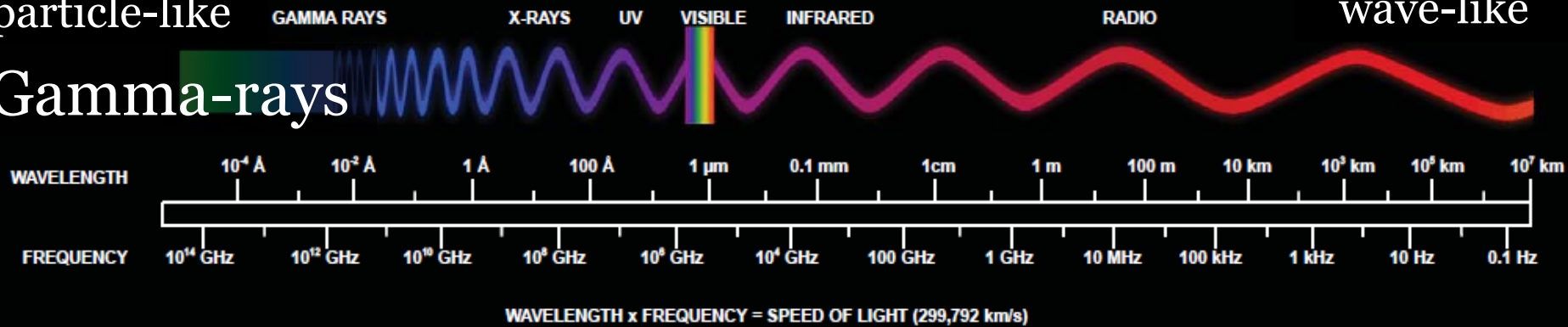
## Light: the electromagnetic spectrum

High energy:  
particle-like

Gamma-rays

### THE ELECTROMAGNETIC SPECTRUM

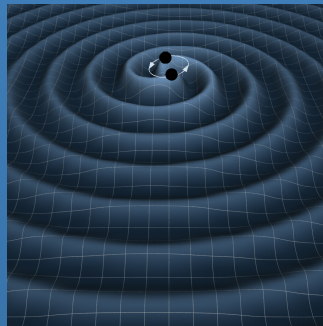
Low energy:  
wave-like



## Not light: other messengers

Cosmic rays

Neutrinos

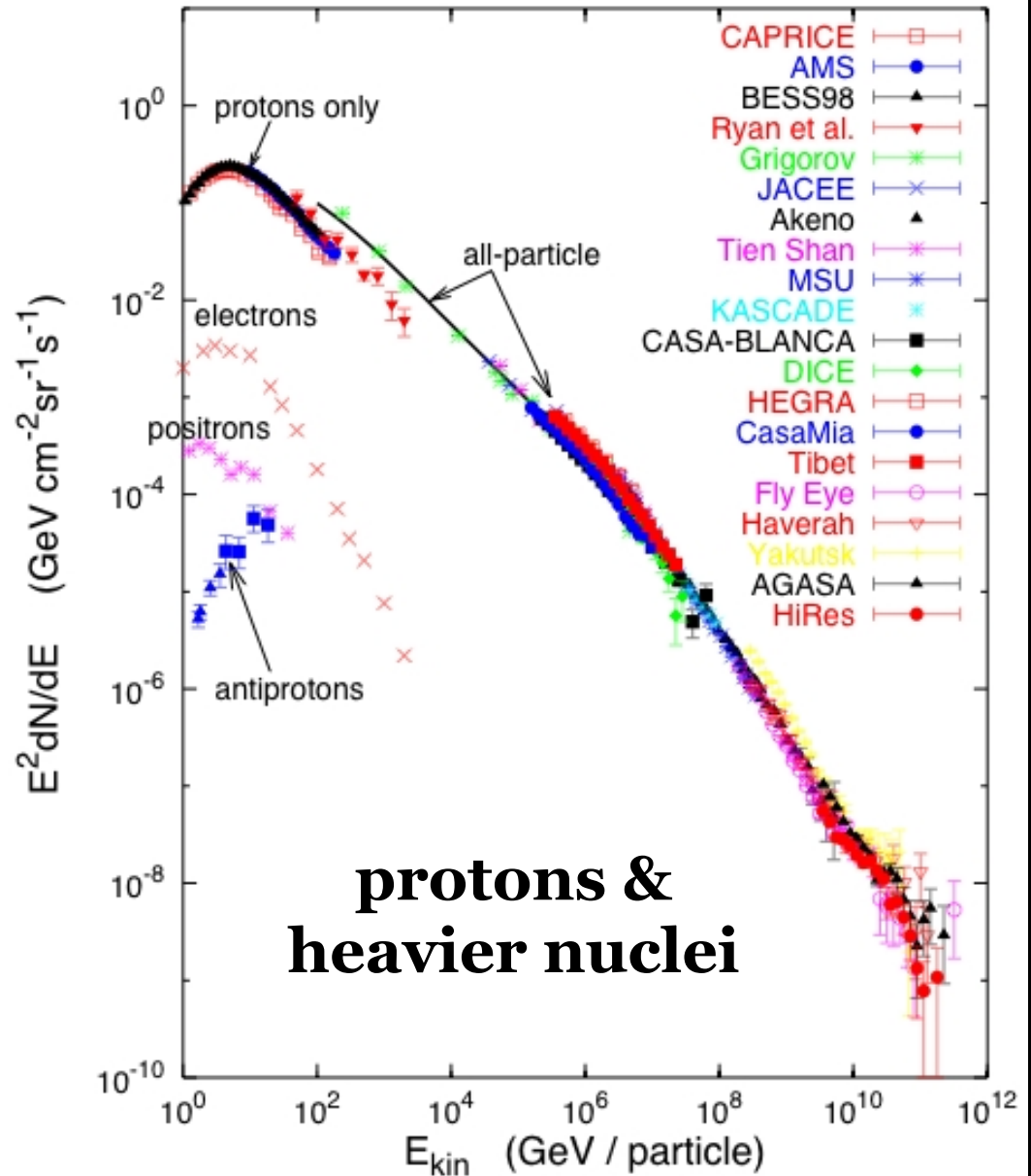


Gravitational  
waves



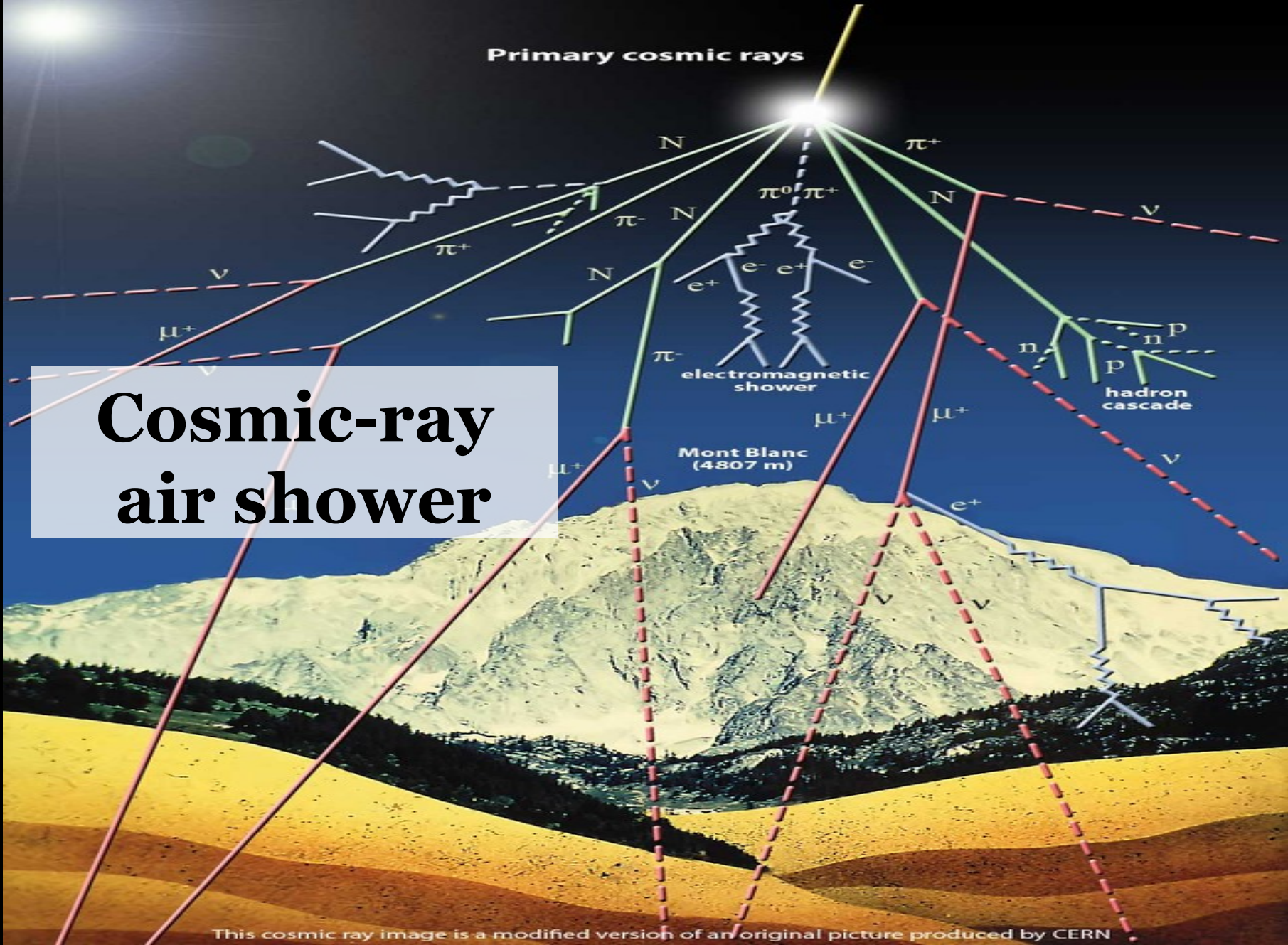
# Cosmic-ray astronomy

Energies and rates of the cosmic-ray particles



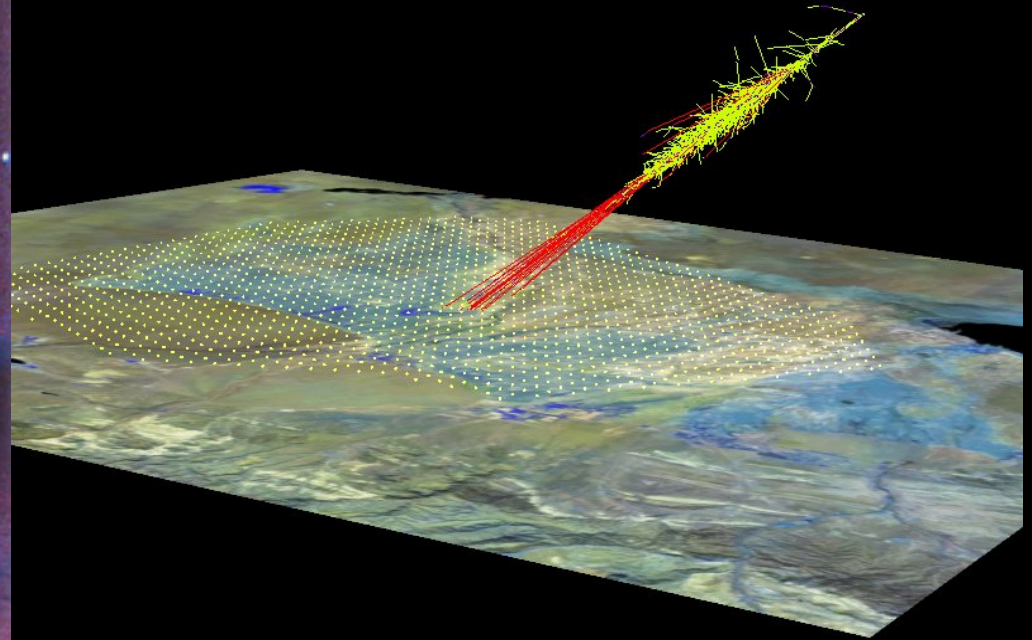

Primary cosmic rays



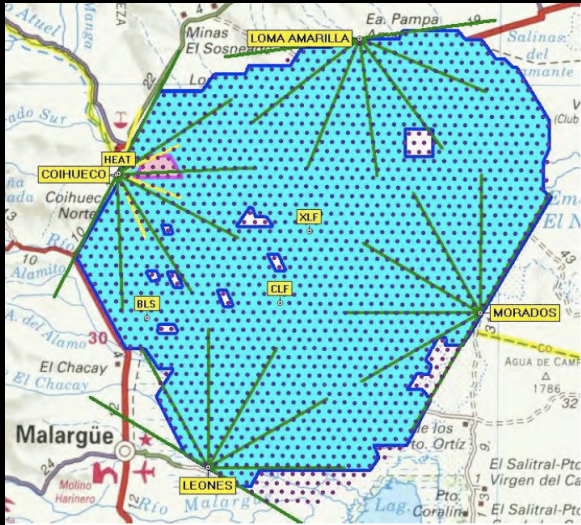
Cosmic-ray  
air shower

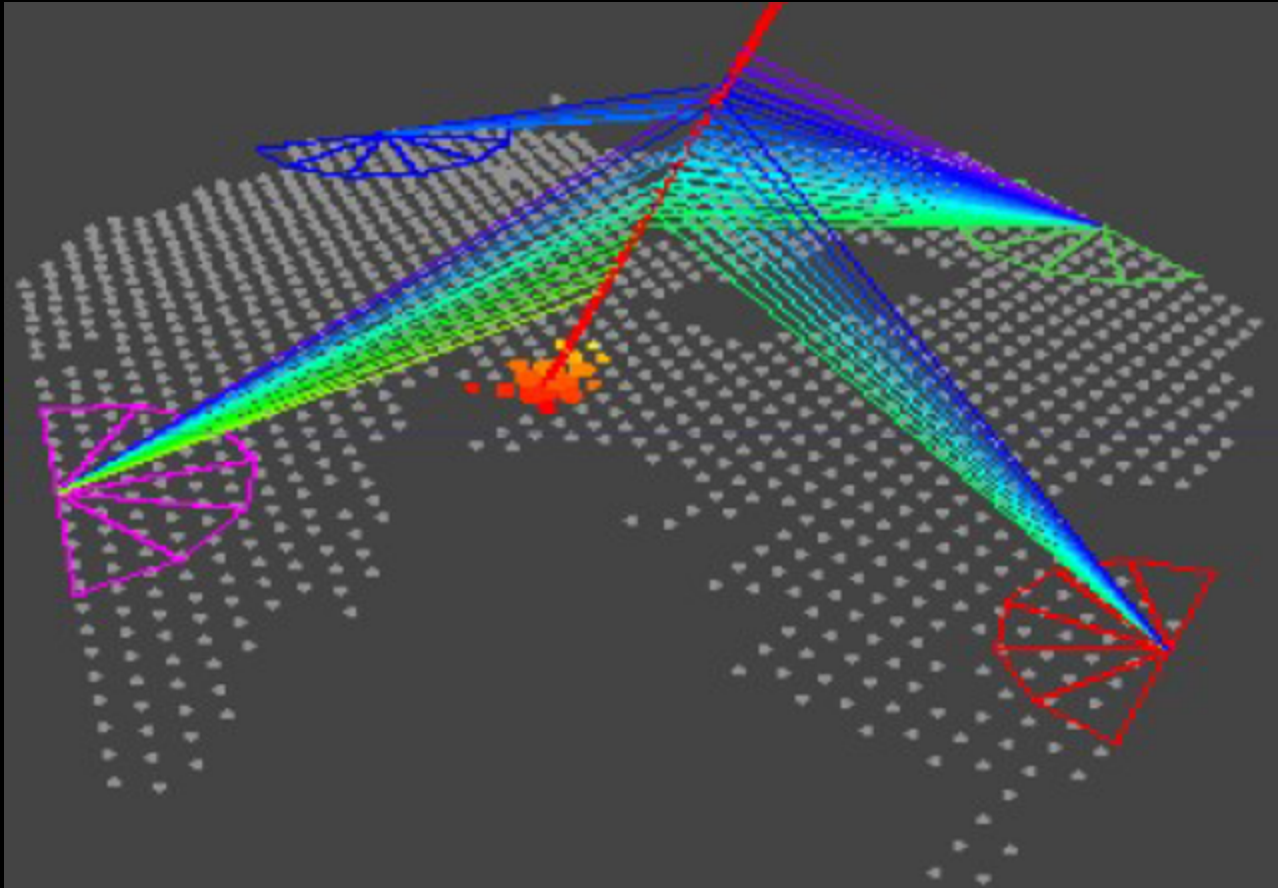


This cosmic ray image is a modified version of an original picture produced by CERN

# Cosmic air shower detection

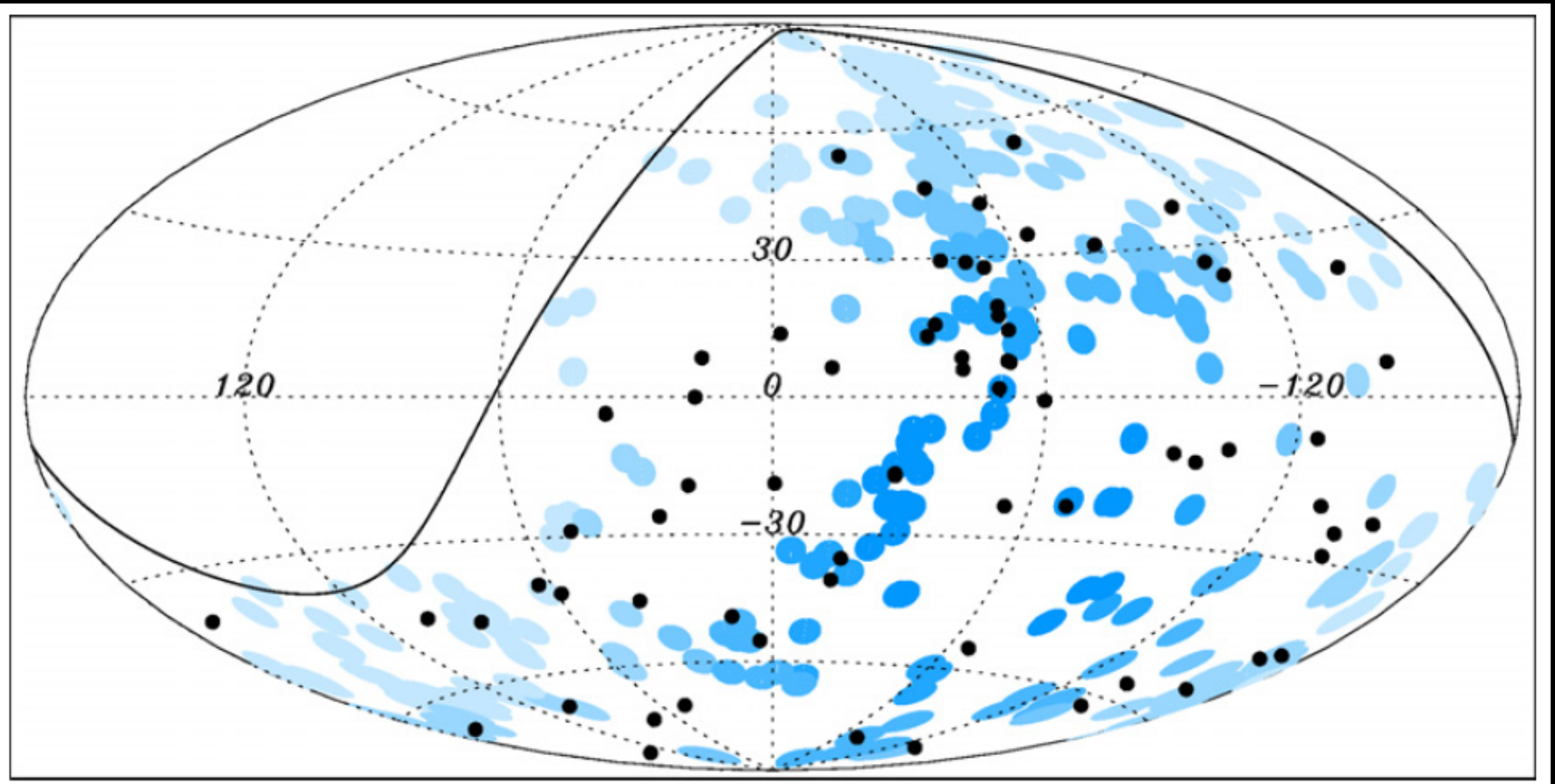






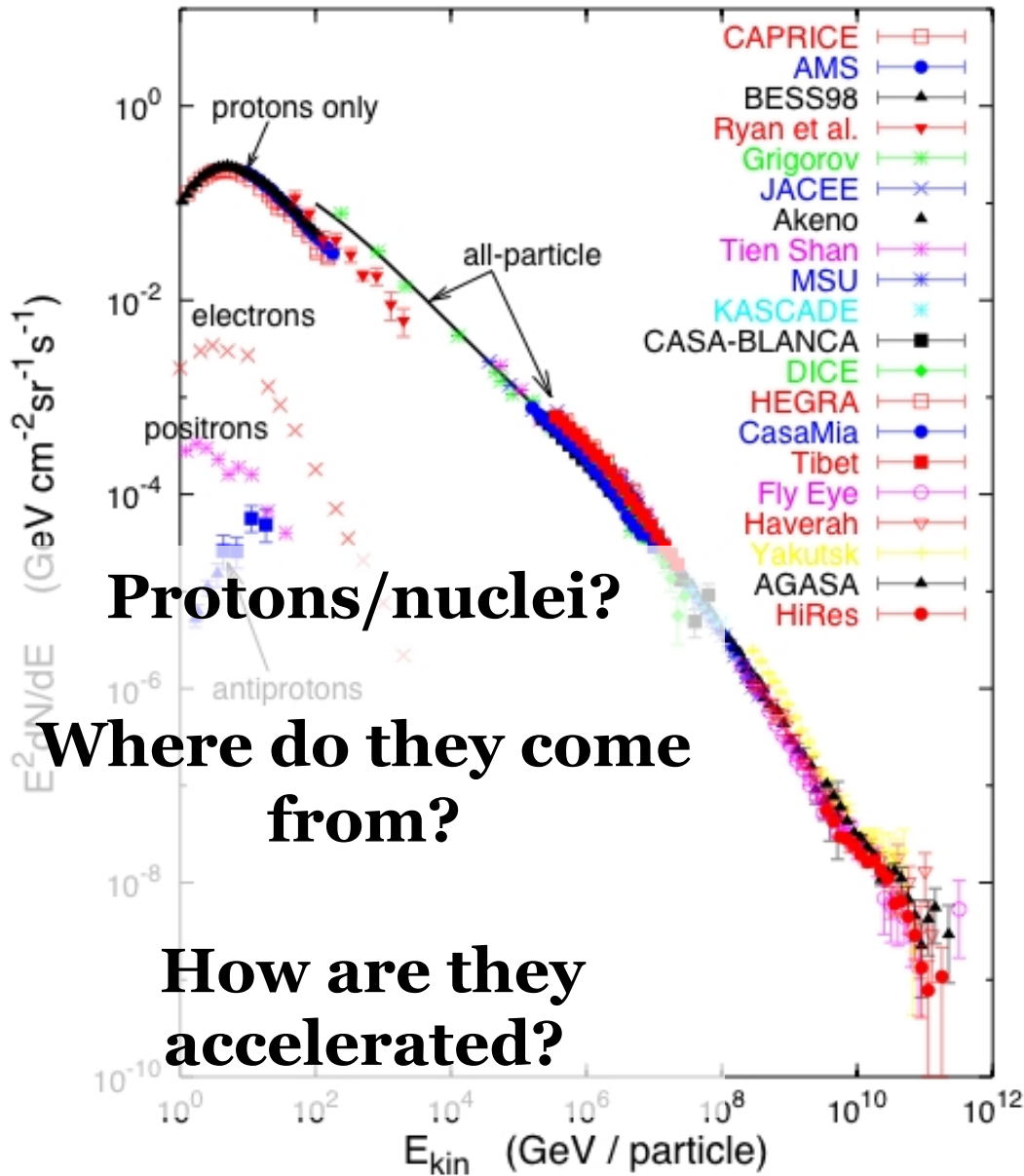
# Cosmic-ray astronomy with Auger

**Black dots: highest energy cosmic rays**  
**Blue dots: active galaxies**






Energies and rates of the cosmic-ray particles



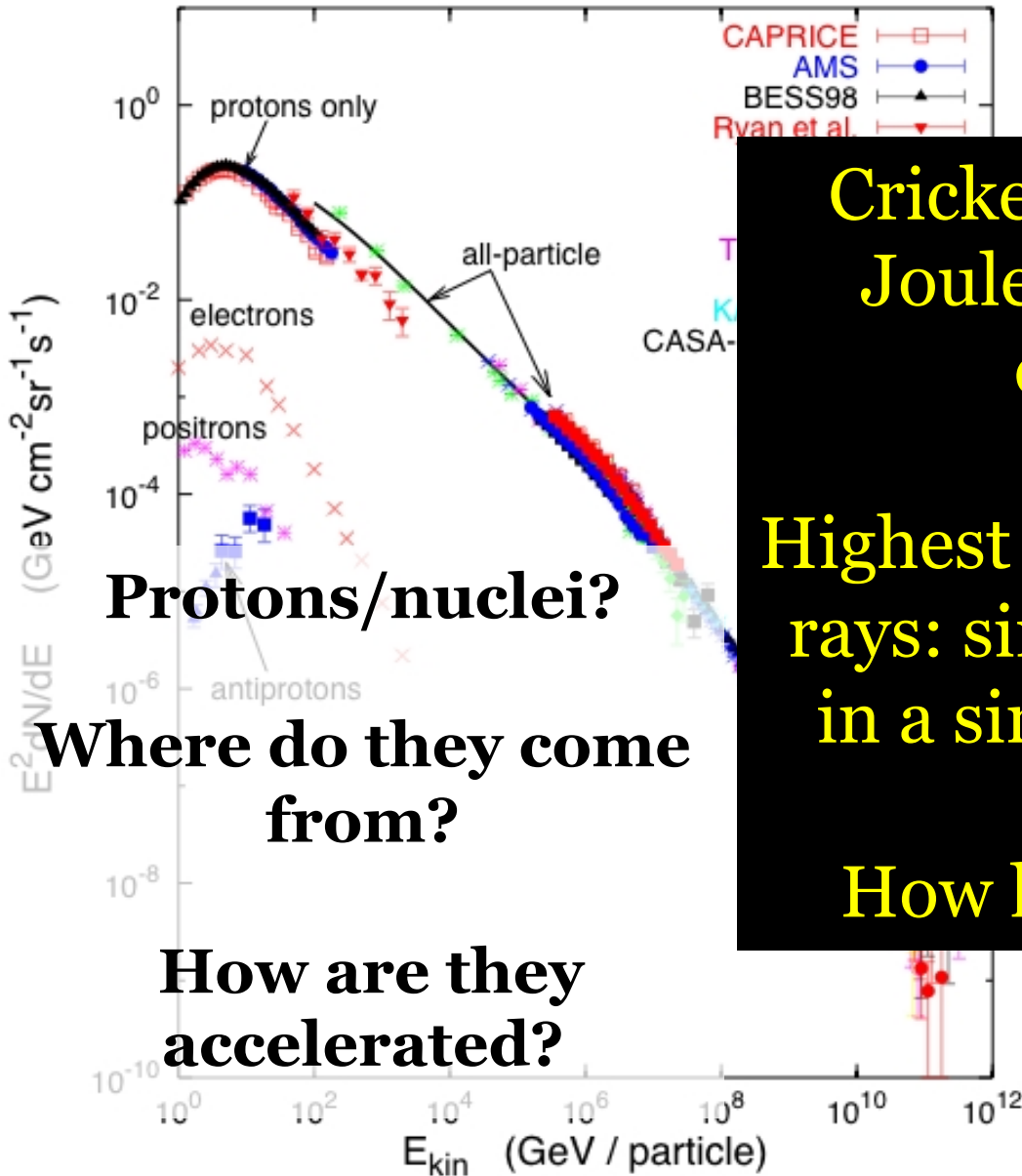
**Protons/nuclei?**

**Where do they come from?**

**How are they accelerated?**



Energies and rates of the cosmic-ray particles



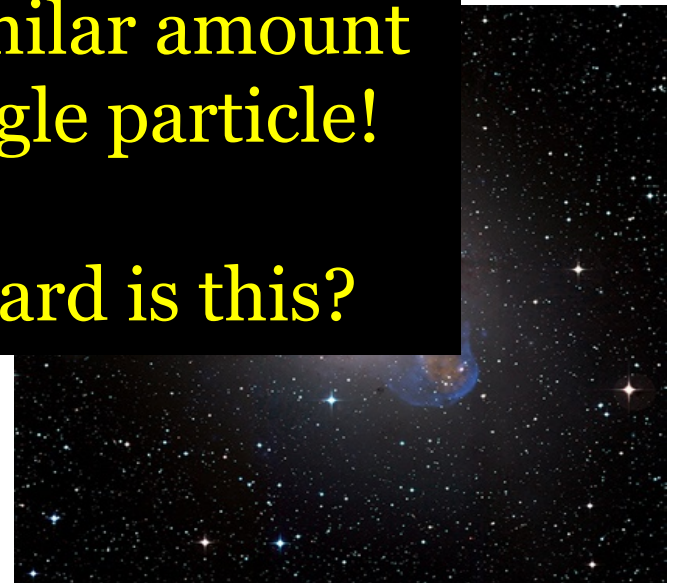
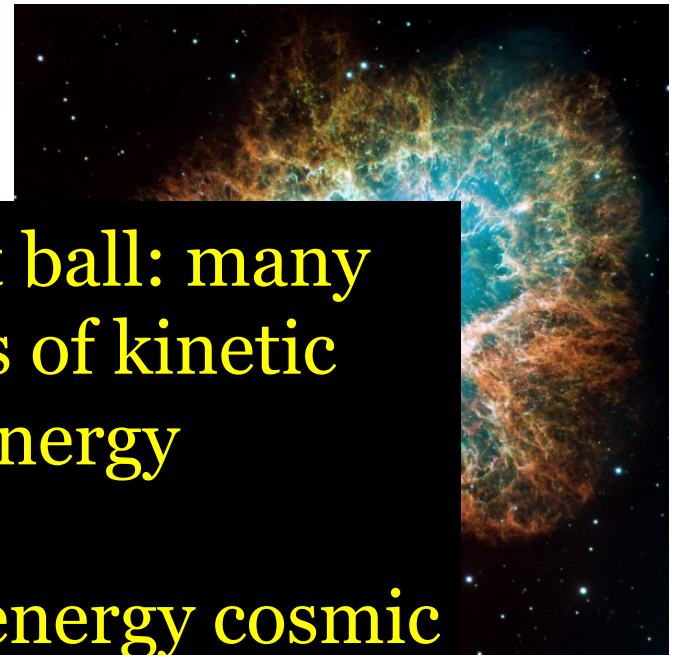
Cricket ball: many Joules of kinetic energy

Highest energy cosmic rays: similar amount in a single particle!

How hard is this?

Protons/nuclei?  
Where do they come from?

How are they accelerated?



# The *Large Hadron Collider* (LHC)

← Mont Blanc

← Geneva, Switzerland

Geneva Airport

2 beams of counter-rotating protons


100 m underground

Recreate conditions trillionths of a second after the big-bang



27 km

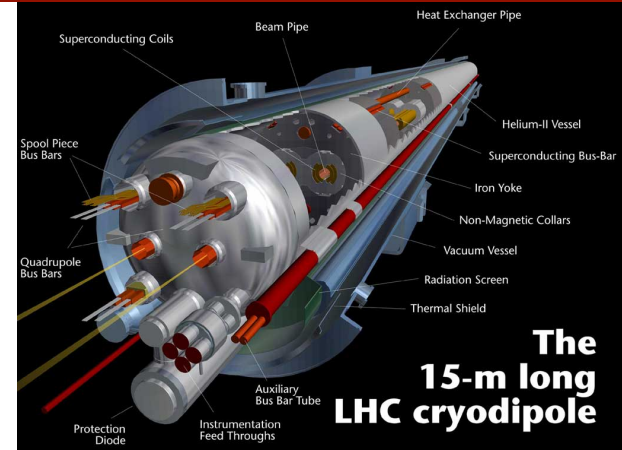
# The LHC at CERN




Several thousand billion **protons** travel 27 km at **99.999999%** the speed of light, collide **40,000,000** times a second.



Superconducting and superfluid liquid helium is maintained at **-271.3 C or 1.9 K**. That is even colder than interstellar space!

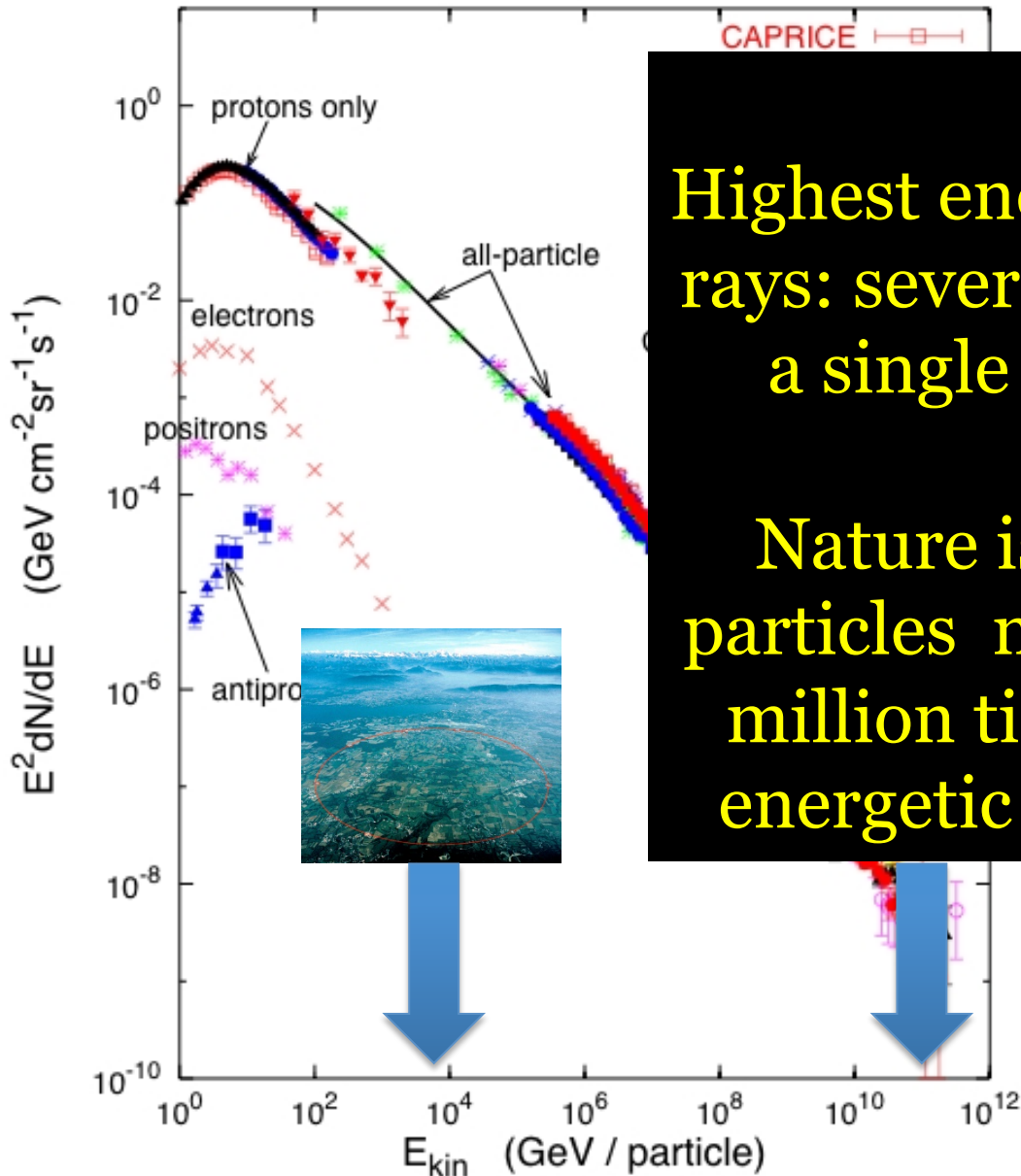


Beam pipe under **same vacuum as outer space**. Pressure is  $1/10^{\text{th}}$  that of the surface of the moon.



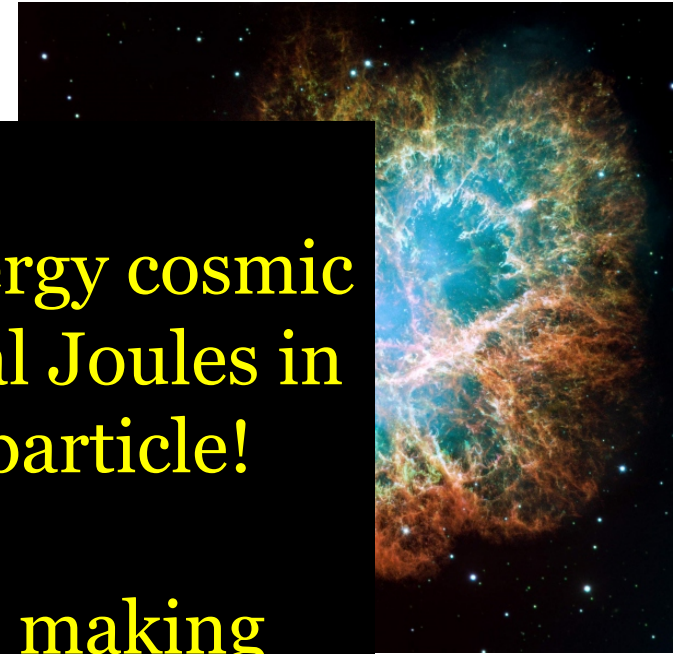
Violent collisions ~ temperatures a billion times higher than the core of the sun are produced. That is roughly 160,000,000,000,000,000 C

Energies and rates of the cosmic-ray particles



Highest energy cosmic rays: several Joules in a single particle!

Nature is making particles more than a million times more energetic than LHC



# Astronomical messengers:

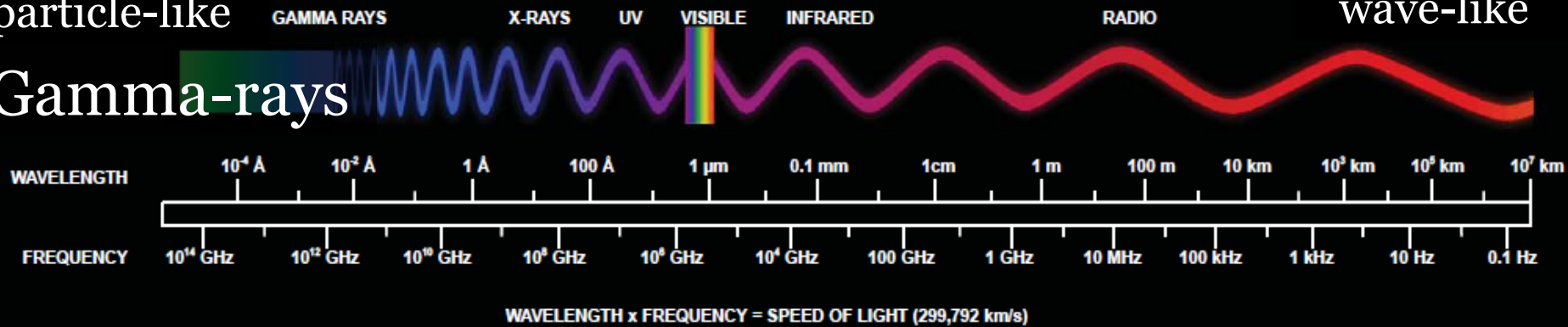
## Light: the electromagnetic spectrum

High energy:  
particle-like

Gamma-rays

### THE ELECTROMAGNETIC SPECTRUM

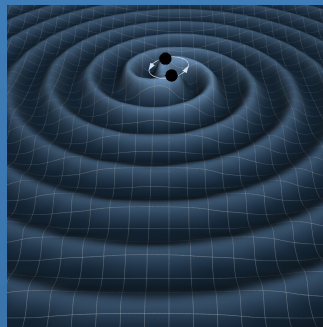
Low energy:  
wave-like



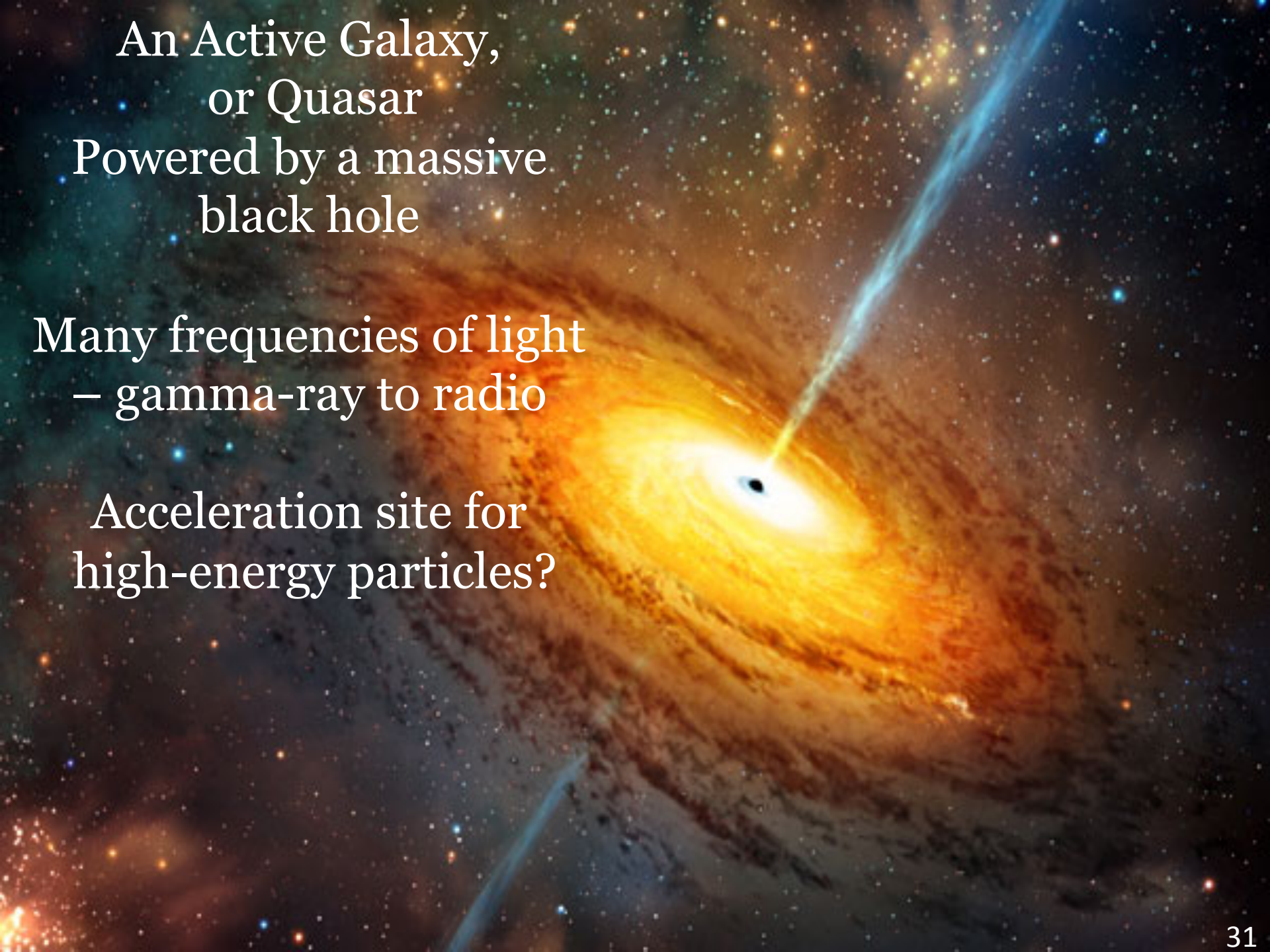
## Not light: other messengers

Cosmic rays

Neutrinos



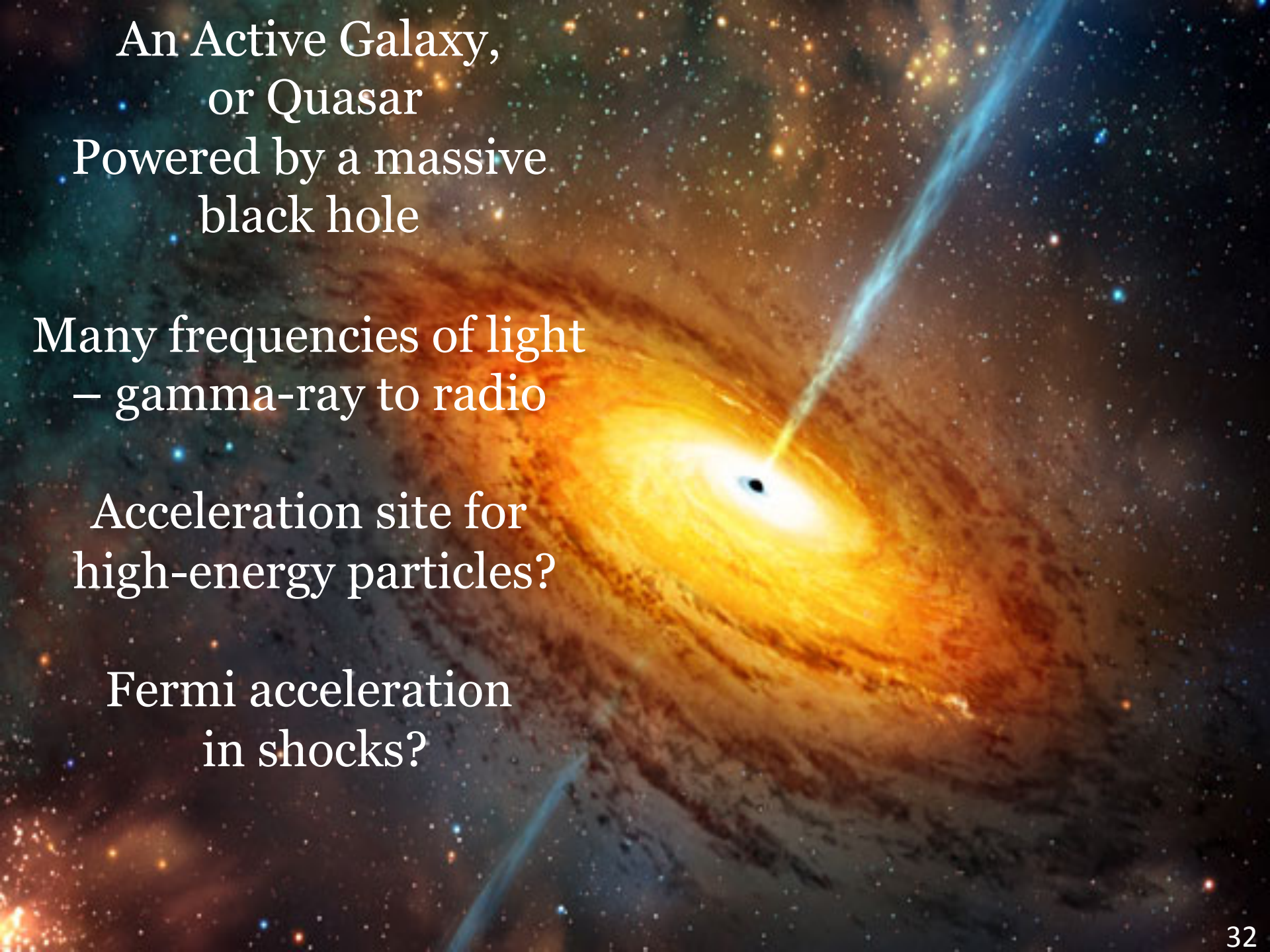
Gravitational  
waves



An Active Galaxy,  
or Quasar  
Powered by a massive  
black hole

Many frequencies of light  
– gamma-ray to radio

Acceleration site for  
high-energy particles?



An Active Galaxy,  
or Quasar  
Powered by a massive  
black hole

Many frequencies of light  
– gamma-ray to radio

Acceleration site for  
high-energy particles?

Fermi acceleration  
in shocks?



# An Active Galaxy, or Quasar

Powered by a massive  
black hole

Outflow of  
material  
in jets



Many frequencies of light  
– gamma-ray to radio

Acceleration site for  
high-energy particles?

Fermi acceleration  
in shocks?

# An Active Galaxy, or Quasar

Powered by a massive  
black hole

Many frequencies of light  
– gamma-ray to radio

Acceleration site for  
high-energy particles?

Fermi acceleration  
in shocks?

Outflow of  
material  
in jets

Shock front  
with speed  
discontinuity



# An Active Galaxy, or Quasar

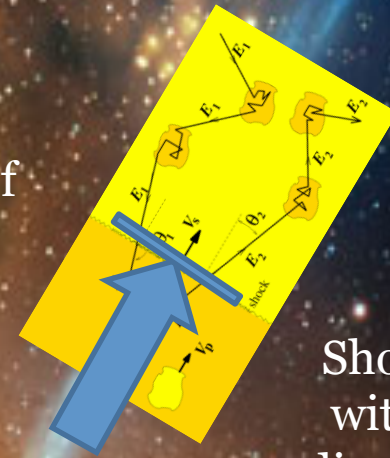
Powered by a massive  
black hole

Many frequencies of light  
– gamma-ray to radio

Acceleration site for  
high-energy particles?

Fermi acceleration  
in shocks?

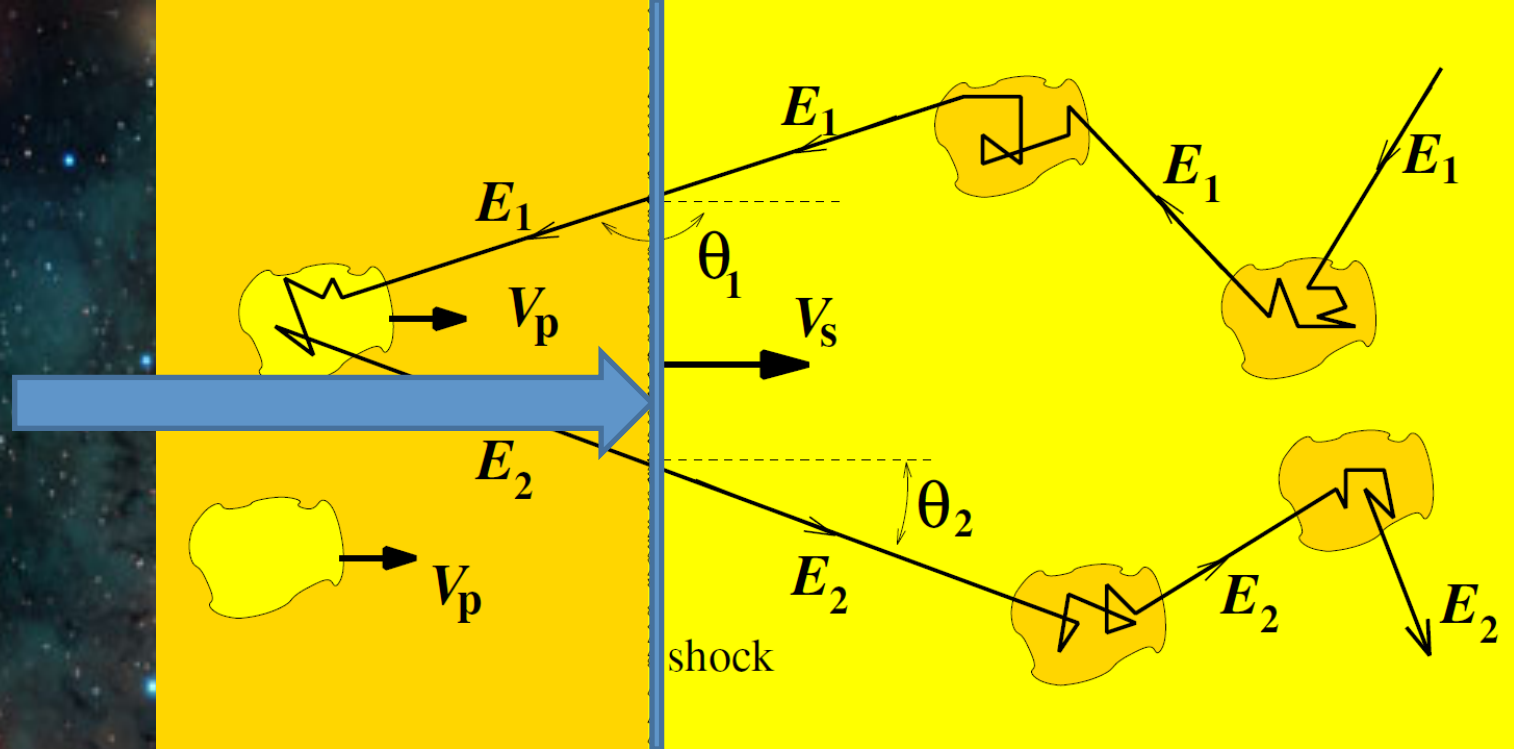
Outflow of  
material  
in jets



Shock front  
with speed  
discontinuity

Fermi acceleration as particles  
bounce back and forth across  
shock

- small boost in energy each  
crossing
- confinement by magnetised  
clouds



Fermi acceleration as particles bounce back and forth across shock

- small boost in energy each crossing:  $dE/E \sim V_s/c$ 
  - small chance of escape each crossing: confinement by magnetised clouds
- Energy spectrum of escaping particles:

$$\text{Power law } N(E) \sim E^{-2}$$

Where do cosmic rays come from?

neutrino

cosmic ray

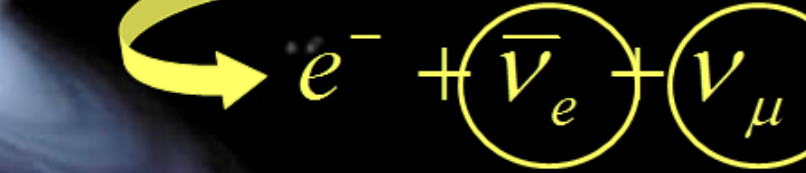
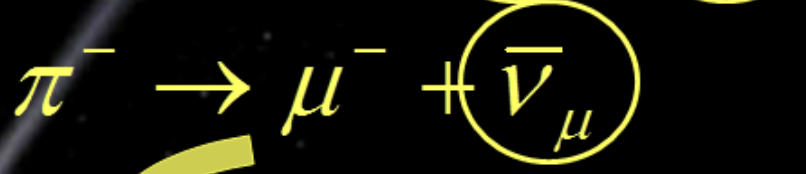
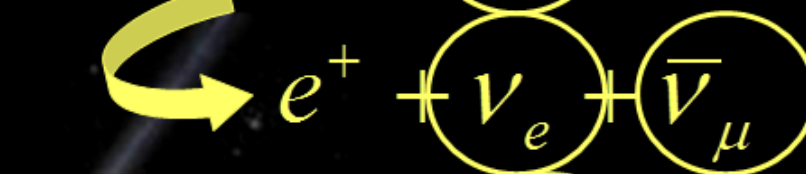
How does nature accelerate these particles?

gamma ray

Wherever they do, expect gamma-rays and neutrinos



# Neutrino and gamma production in cosmic ray accelerators?



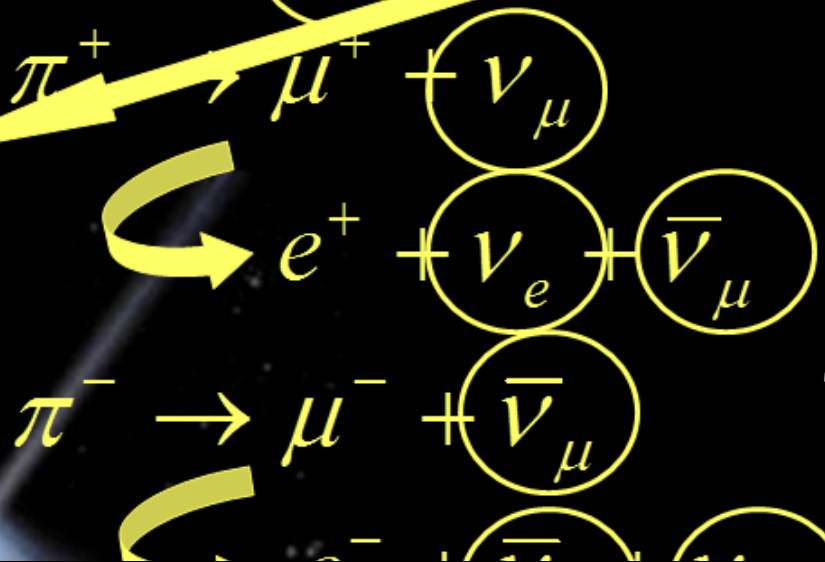
**Let's look for  
these neutrinos!**

**$\gamma$ -rays  
also from  
electrons:**

*Bremsstrahlung  
Inverse Compton*

**Hadronic accelerator? –  
cosmic ray origin?**

# Neutrino and gamma production in cosmic ray accelerators?



**Let's look for  
these neutrinos!**

**$\gamma$ -rays  
also from  
electrons:**  
Bremsstrahlung  
Inverse Compton

- |                    |                  |
|--------------------|------------------|
| muons decay:       | e:mu:tau = 1:2:0 |
| muons don't decay: | e:mu:tau = 0:1:0 |
| neutrons decay:    | e:mu:tau = 1:0:0 |

Atmospheric neutrinos at Earth

**pions,  
kaons**

*cosmic rays*

$$\Phi \sim E^{-2.7}$$

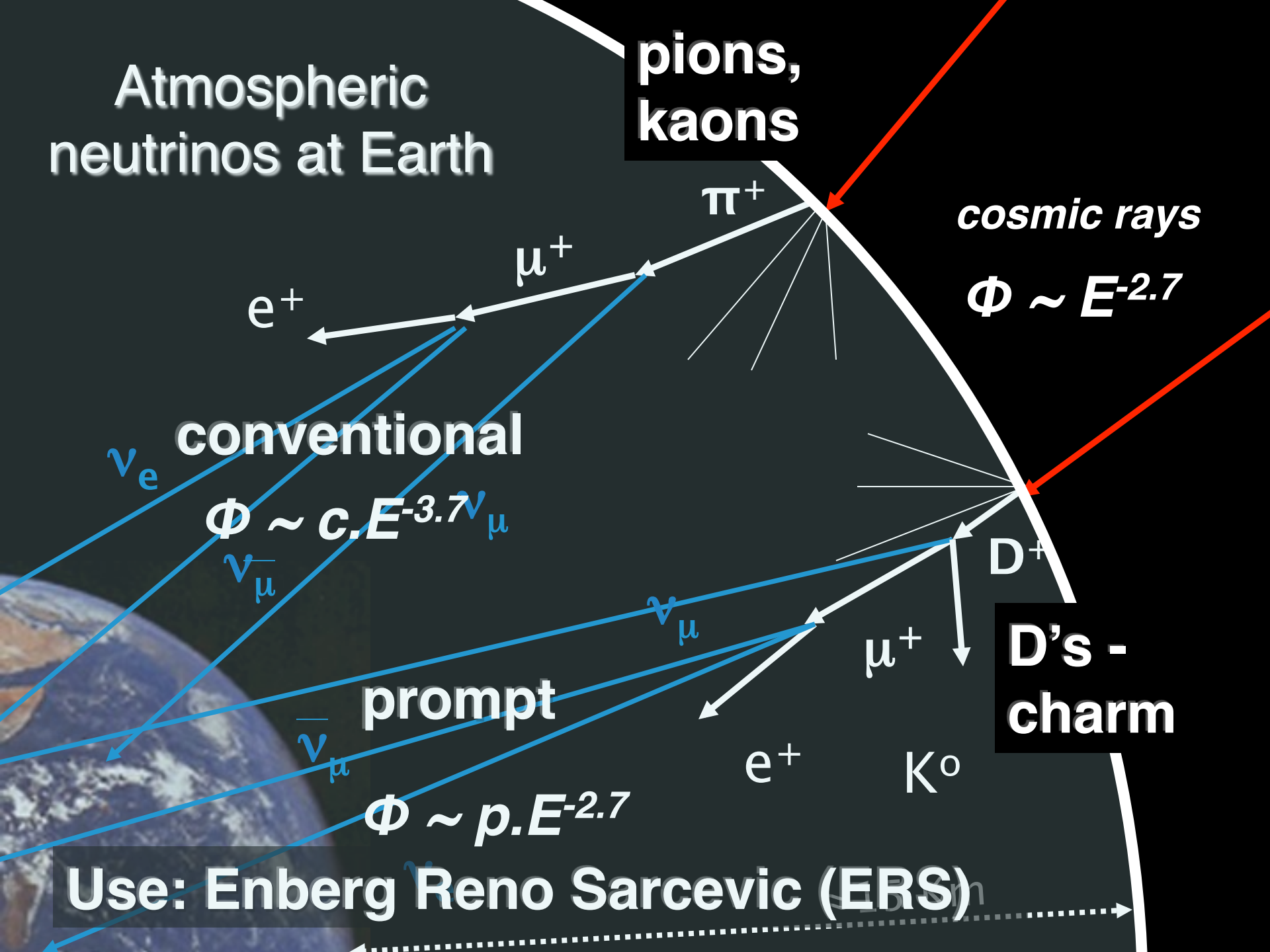
**conventional**

$$\Phi \sim c \cdot E^{-3.7} \nu_{\mu}$$

**prompt**

$$\Phi \sim p \cdot E^{-2.7}$$

**Use: Enberg Reno Sarcevic (ERS)**





Astrophysical  
neutrinos at Earth

*neutrino oscillations:*

*$\sim 1 : 1 : 1$*

*flavour mixture*

*(for 1:2:0 at source)*

astrophysical

$$\Phi \sim a.E^{-2.0}$$

many model predictions

-key feature is harder

energy spectrum

$$a.E^{-2.0} \text{ vs } p.E^{-2.7} + c.E^{-3.7}$$

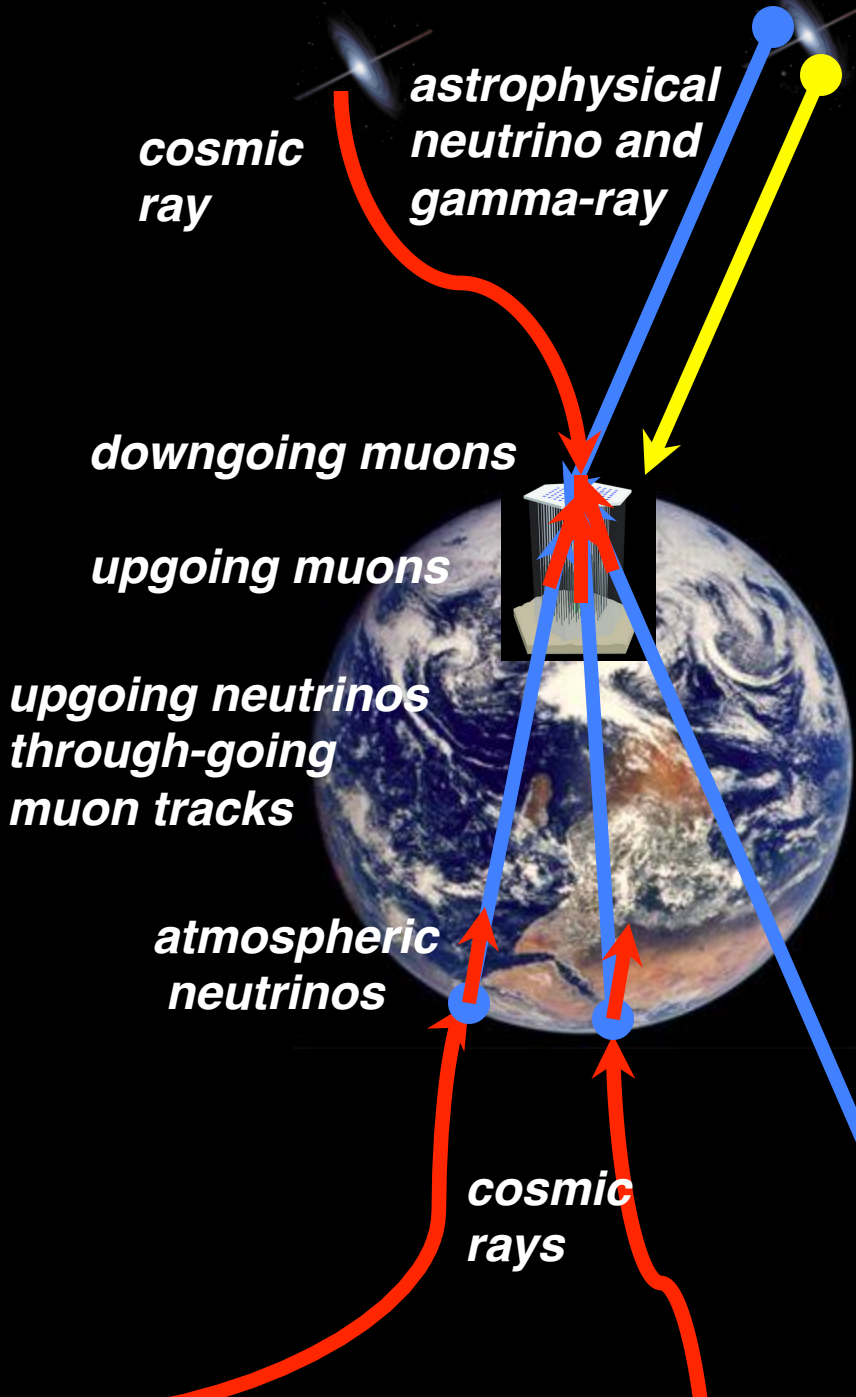
$\nu_e$

$\nu_\mu$

$\nu_\tau$

$\approx 15 \text{ Km}$

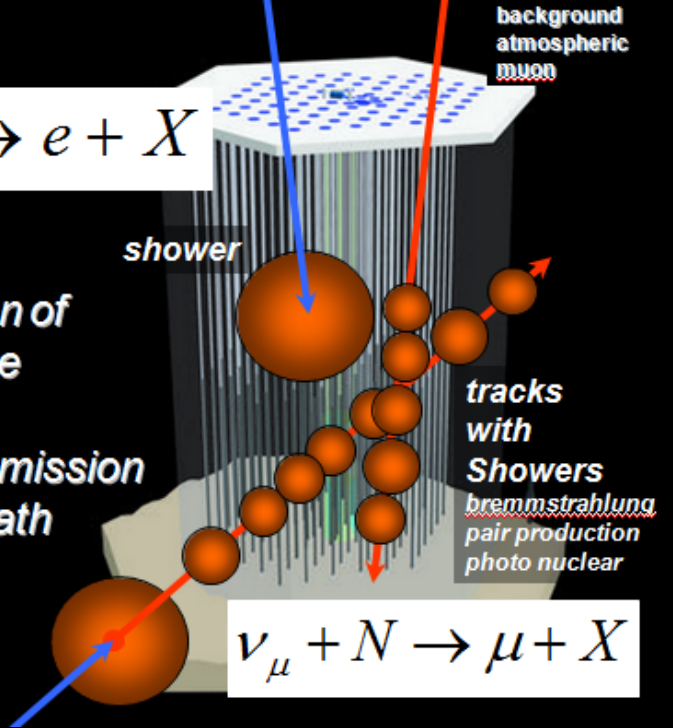




$$\nu_e + N \rightarrow e + X$$

**Direction:**  
Reconstruction of Cerenkov cone

**Energy:**  
Rate of light emission along muon path

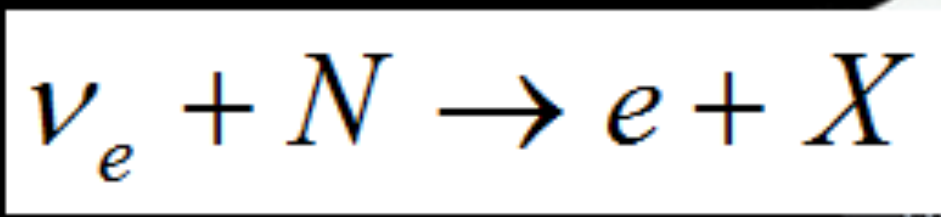


**“Classical” picture of neutrino astronomy:**

Earth filters out CR muons

look for upgoing muons from neutrinos

background  
atmospheric  
muon



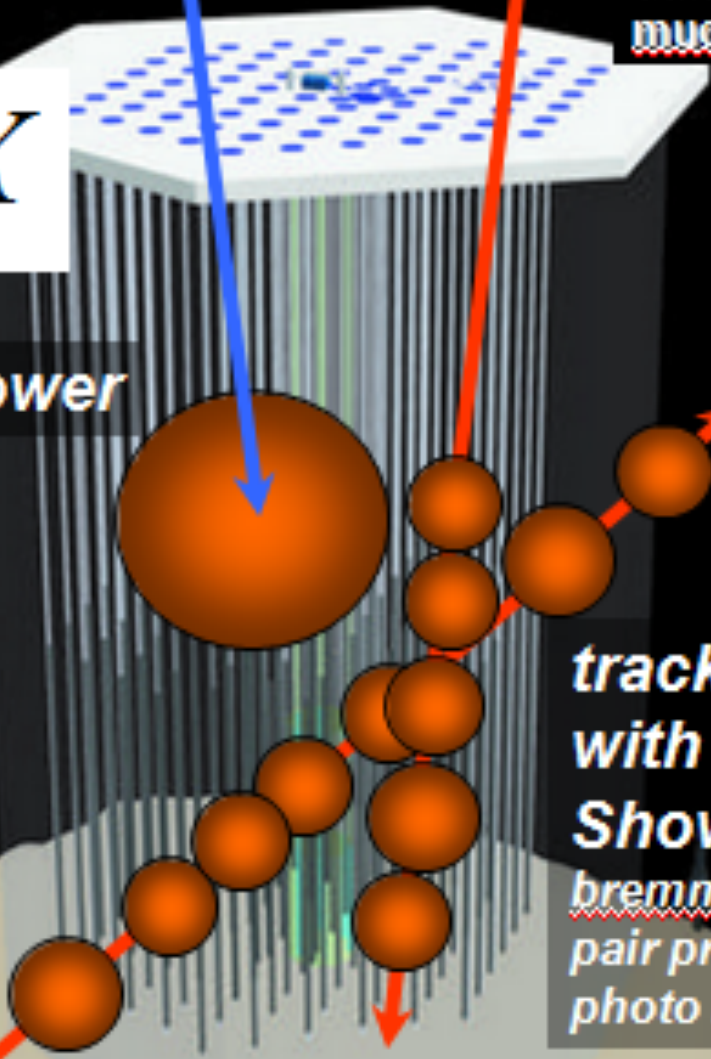
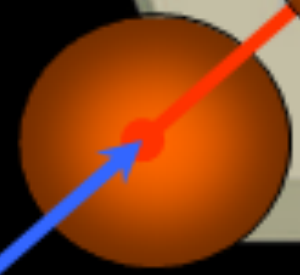
**Direction:**

Reconstruction of  
Cerenkov cone

**Energy:**

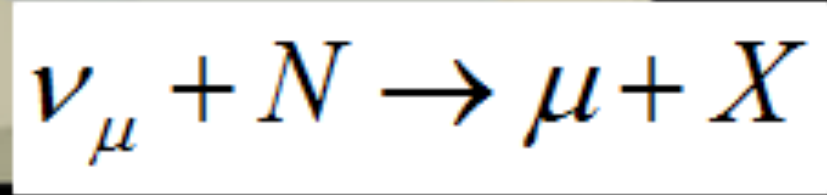
Rate of light emission  
along muon path

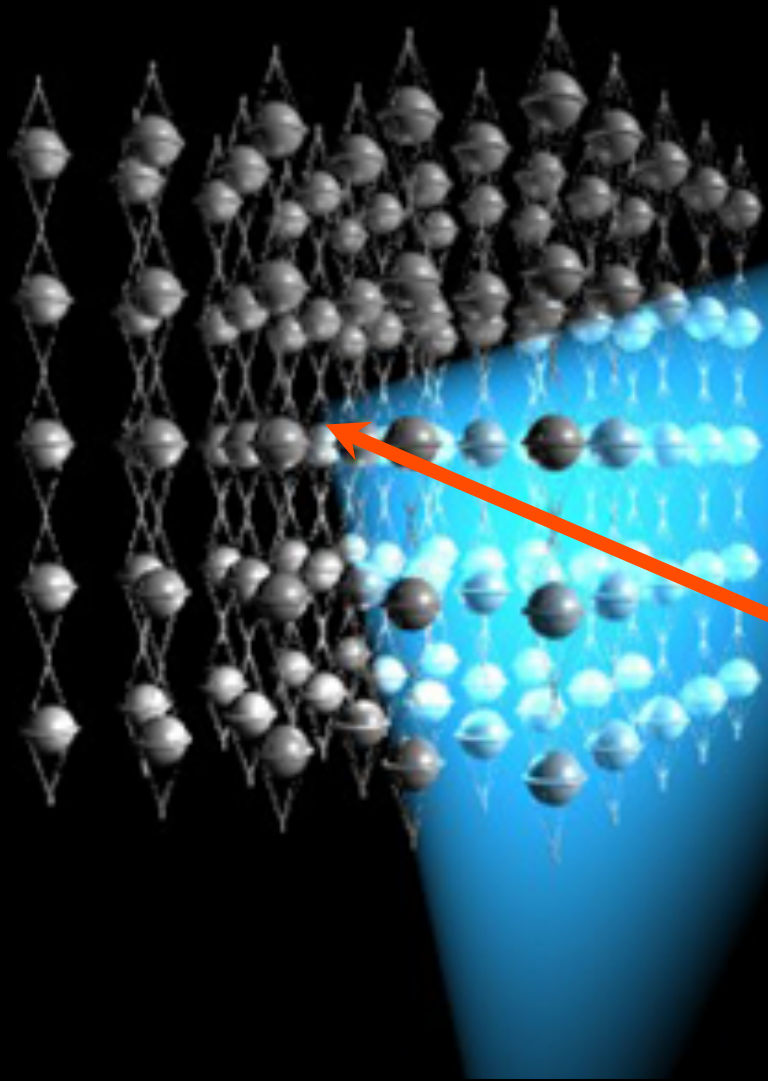
shower



tracks  
with  
**Showers**

bremmstrahlung  
pair production  
photo nuclear






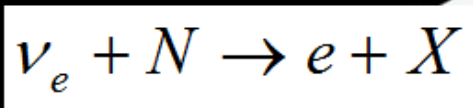
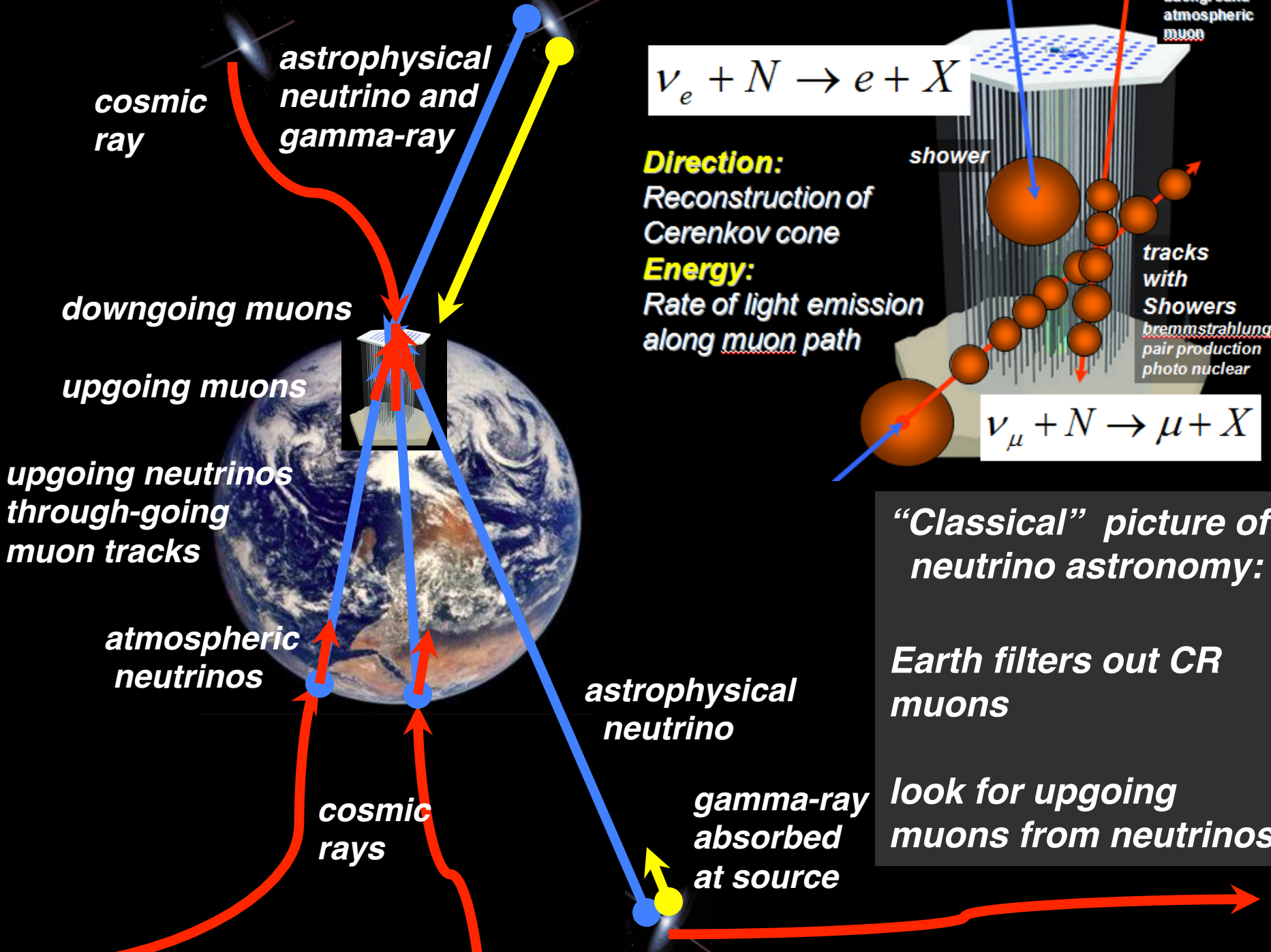
105.7 MeV/c<sup>2</sup>  
-1  
1/2  $\mu$   
muon

<0.17 MeV/c<sup>2</sup>  
0  
1/2  $\nu_{\mu}$   
muon  
neutrino

Detecting neutrinos via  
light emission of muons

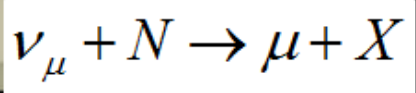






**Direction:**  
Reconstruction of Cerenkov cone

**Energy:**  
Rate of light emission along muon path



**“Classical” picture of neutrino astronomy:**

**Earth filters out CR muons**

**look for upgoing muons from neutrinos**

Looking down at the south pole  
into the northern sky



*reject  
downgoing  
muons*

*upgoing neutrinos  
through-going muon tracks*

*atmospheric  
neutrinos*

*astrophysical neutrino  
point source as excess  
on background?*

*cosmic  
rays*





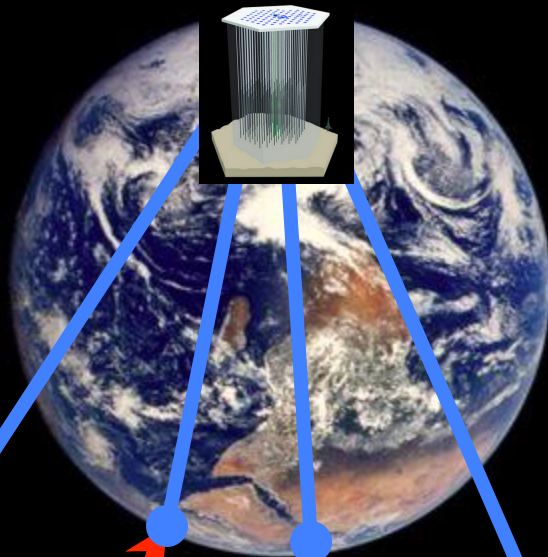
Looking down at the south pole

into the northern sky *upgoing neutrinos*

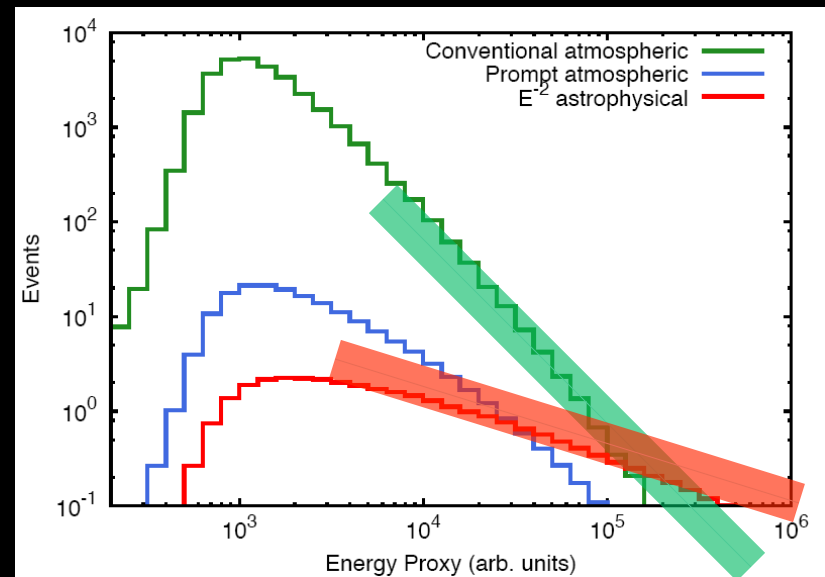
*reject*  
*downgoing*  
*muons*

*through-going muon tra*

*astrophysical neutrino*  
*excess at high energy?*



*cosmic*  
*rays*

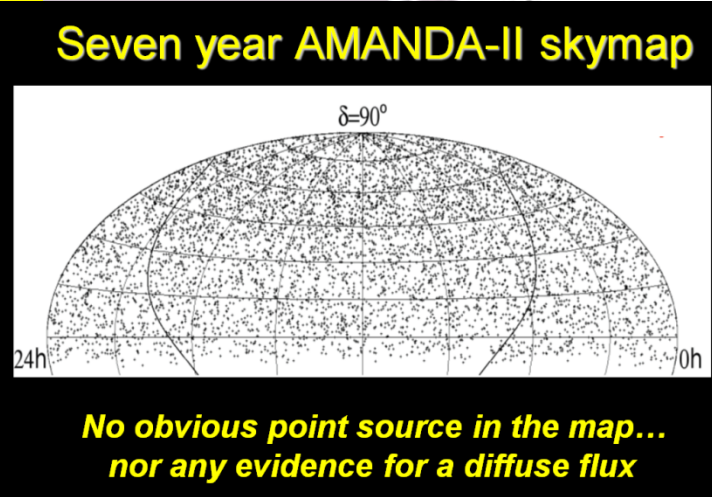


*muon energy in detector*

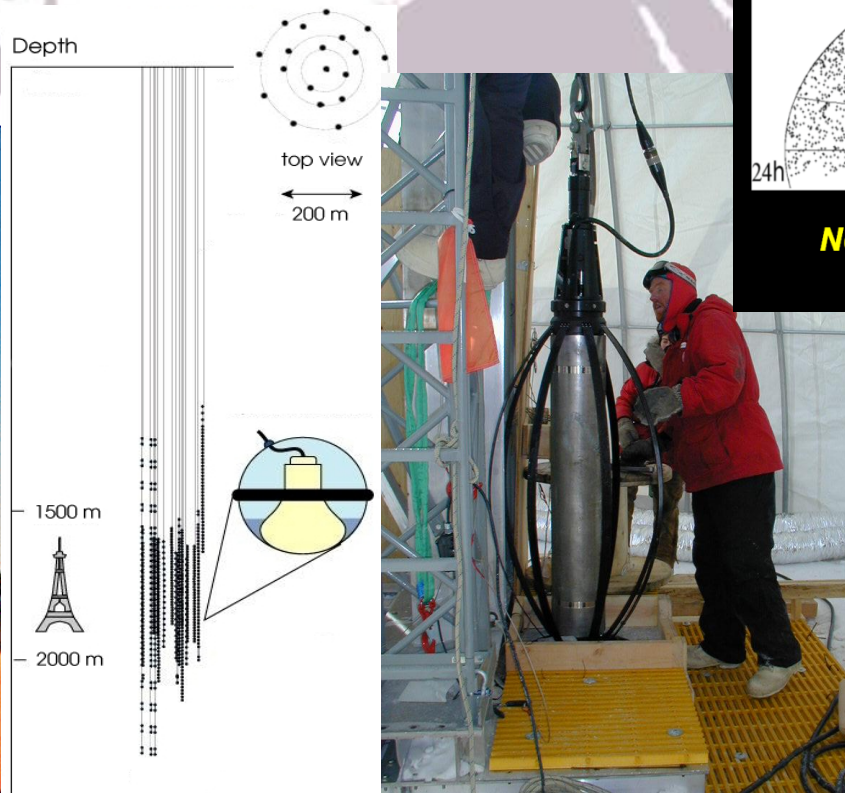
# Optical Cherenkov neutrino detectors

## Lake Baikal

**ANTARES, NEMO  
NESTOR, KM3NET**




## DUMAND



## AMANDA, IceCube





# The IceCube Collaboration



## Funding Agencies

Fonds de la Recherche Scientifique (FRS-FNRS)  
 Fonds Wetenschappelijk Onderzoek-Vlaanderen (FWO-Vlaanderen)  
 Federal Ministry of Education & Research (BMBF)  
 German Research Foundation (DFG)

Deutsches Elektronen-Synchrotron (DESY)  
 Japan Society for the Promotion of Science (JSPS)  
 Knut and Alice Wallenberg Foundation  
 Swedish Polar Research Secretariat  
 The Swedish Research Council (VR)

University of Wisconsin Alumni Research Foundation (WARF)  
 US National Science Foundation (NSF)

# IceCube

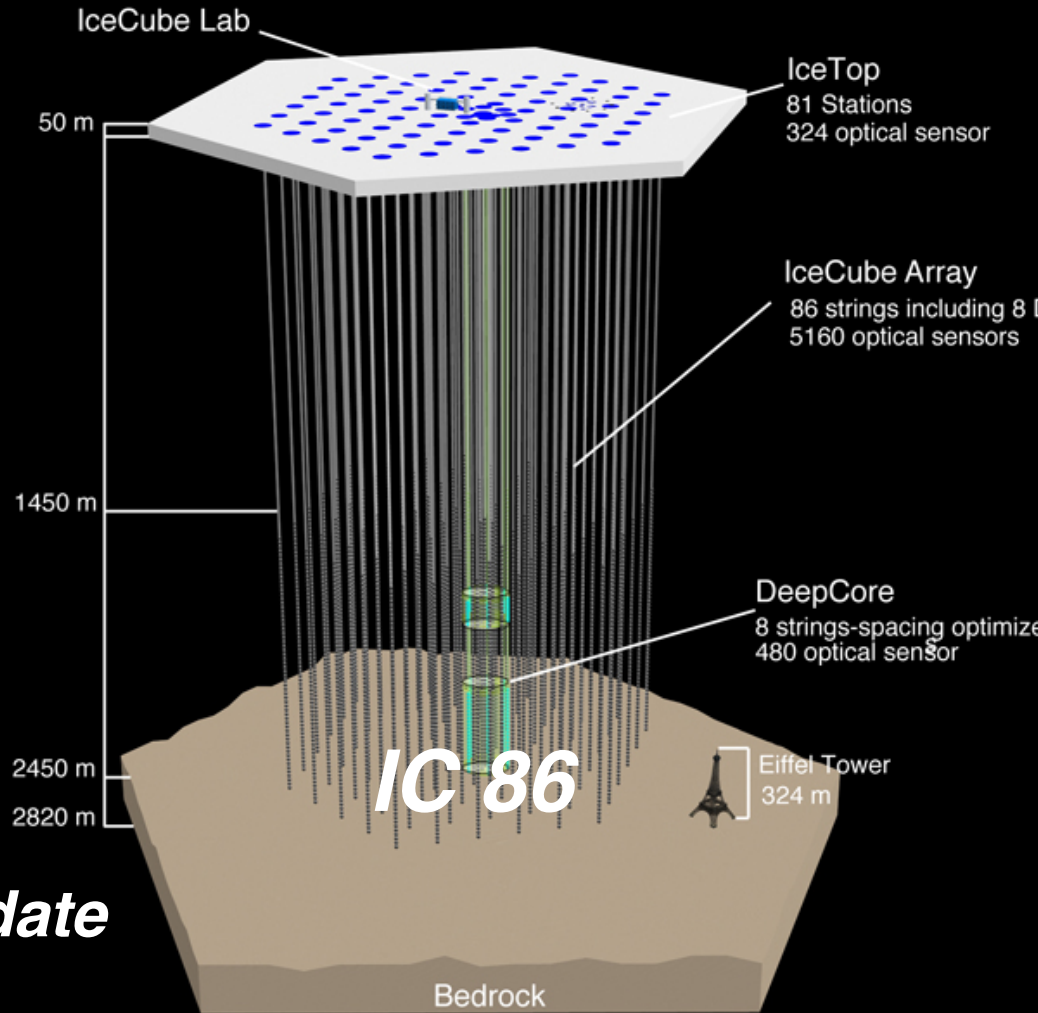
# IceTop

**Construction:**  
**Dec 2004 – Dec 2010**

**86 strings x 60 DOM**  
**IceTop air shower array**

**Partial detectors analysed:**  
**IC40, IC59, IC79**

**Full detector:**  
**IC86, 3 ½ years running to date**  
**HESE: IC79/86-1**  
**HESE-2: IC79/86-1/86-2**



# *Logistics*



*9 million pounds of Cargo and fuel  
300 Hercules LC 130 missions*

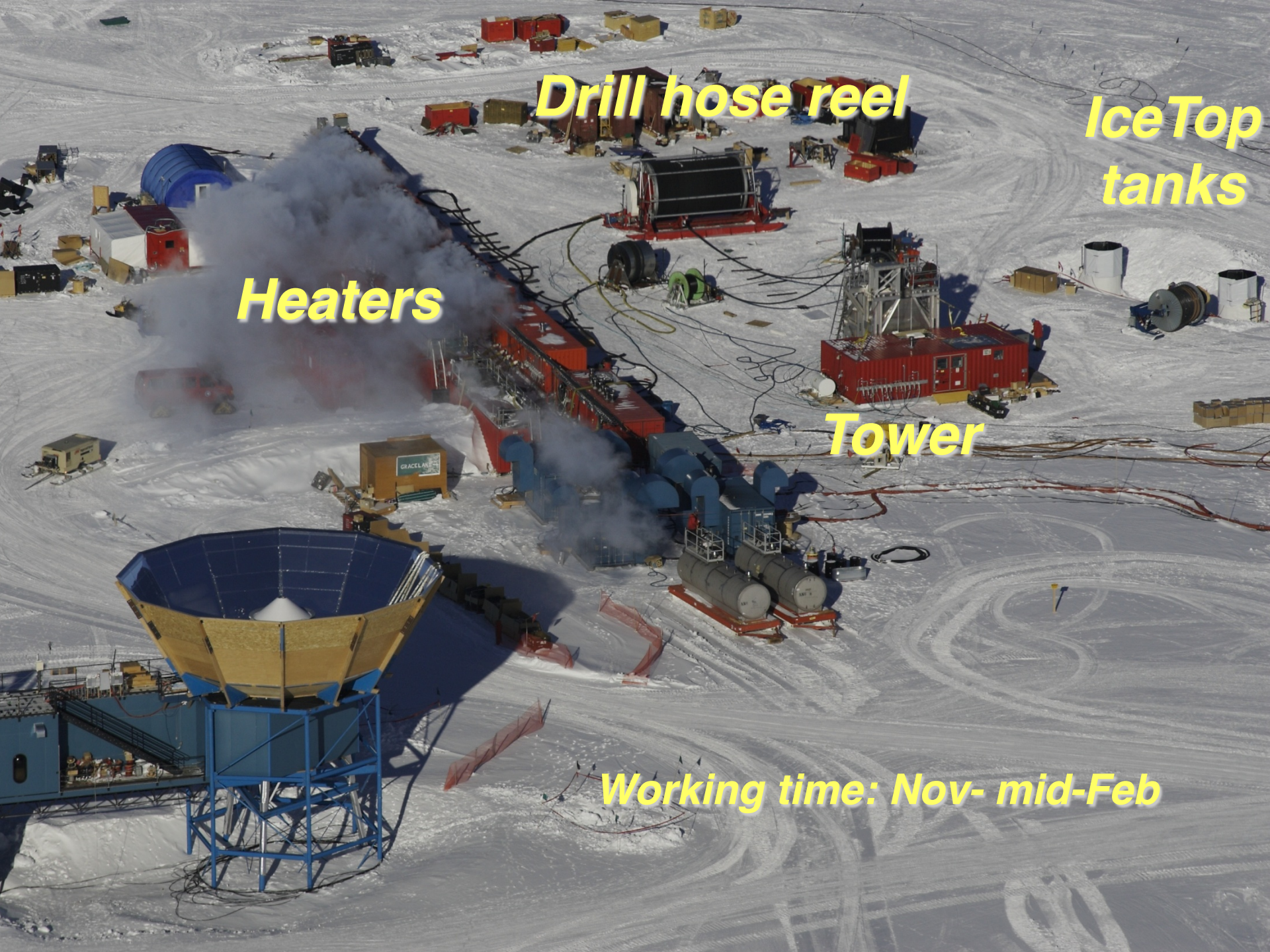


***Excellent infrastructure and support:  
NSF / Raytheon Polar Services  
NSF/ Lockheed Martin (ASC)***









**Drill hose reel**


**IceTop tanks**


**Heaters**

**Tower**

**Working time: Nov- mid-Feb**














EXIT

TOS 1

2













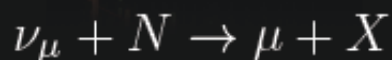
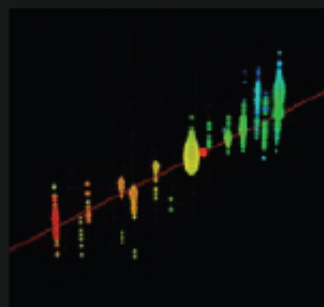






# Neutrino event signatures



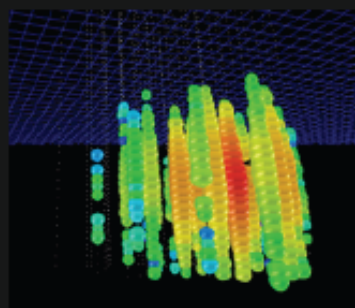
## CC Muon Neutrino



track (data)

factor of  $\approx 2$  energy resolution  
<  $1^{\circ}$  angular resolution



## Neutral Current / Electron Neutrino



cascade (data)

$\approx \pm 15\%$  deposited energy resolution  
 $\approx 10^{\circ}$  angular resolution  
(at energies  $\approx 100$  TeV)

## CC Tau Neutrino



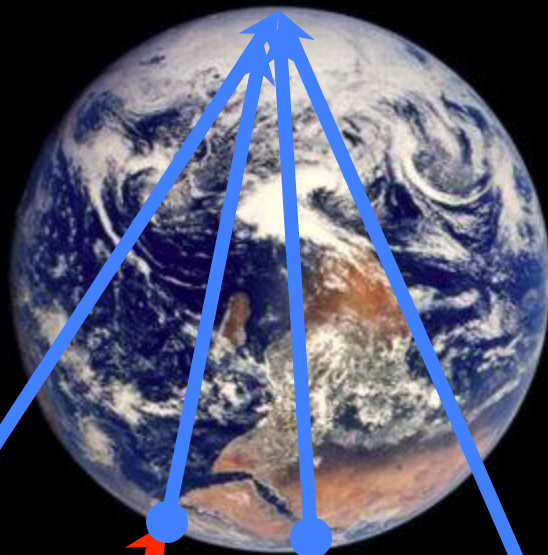
“double-bang” and other  
signatures (simulation)

(not observed yet)

Looking down at the south pole  
into the northern sky

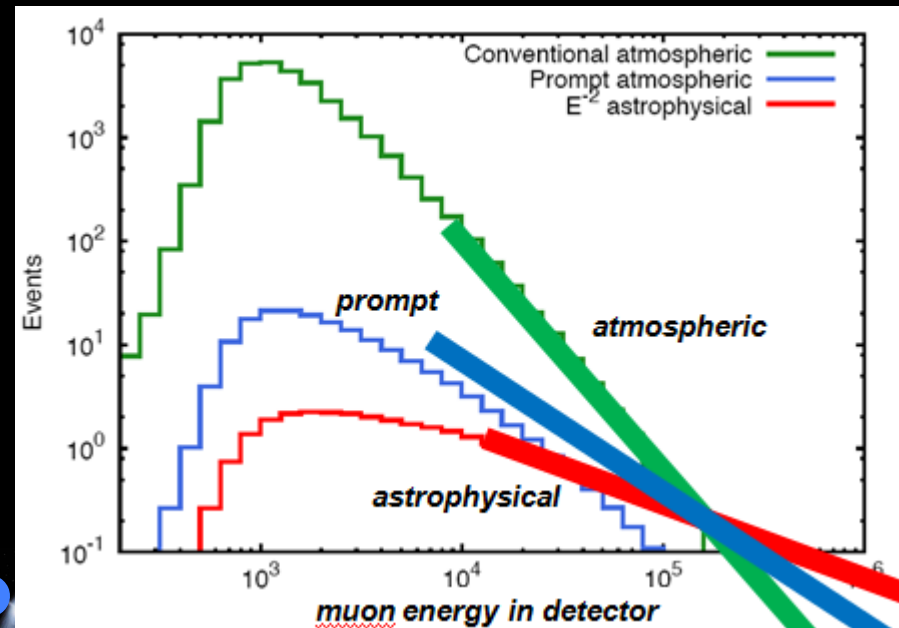
*reject  
downgoing  
muons*

*upgoing neutrinos  
through-going muon track*



*cosmic  
rays*

*astrophysical neutrino  
excess at high energy?*



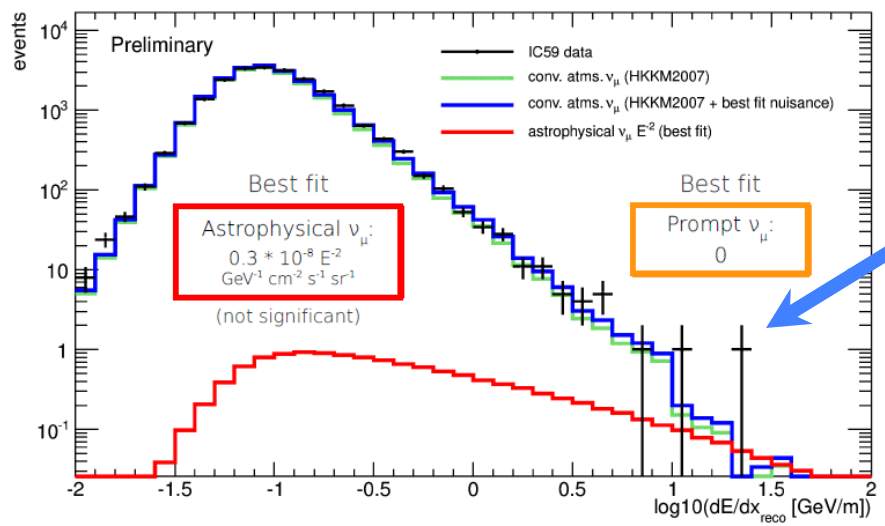


# IC59 upgoing muon analysis

1.8 sigma excess

~1 PeV neutrino

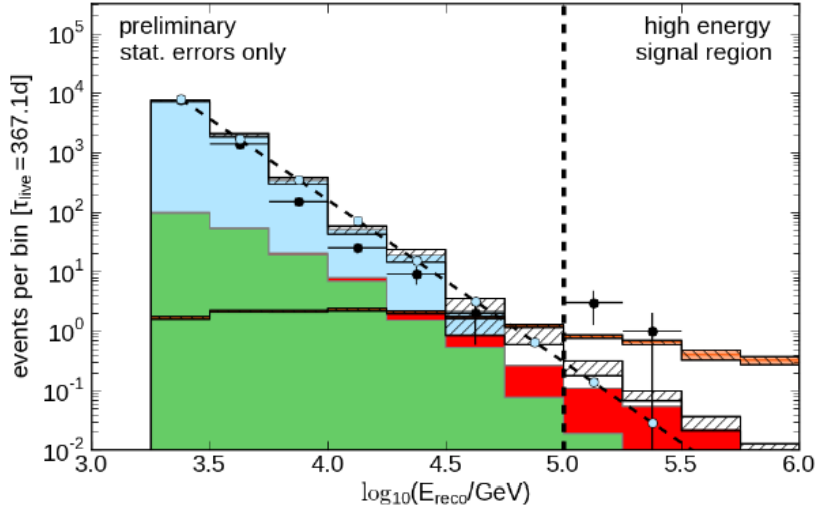
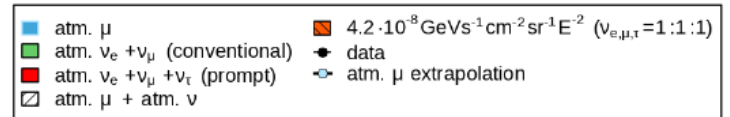
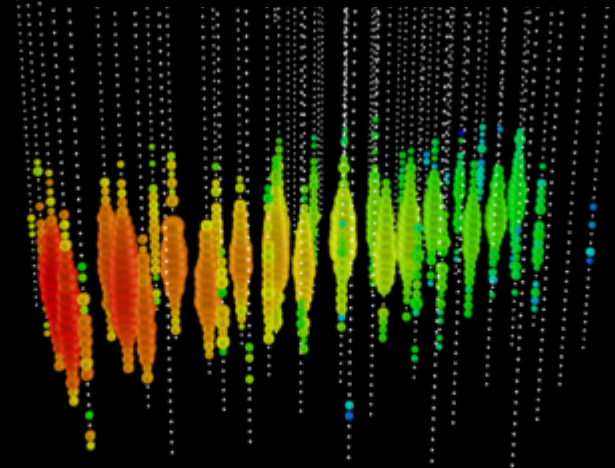
The final  $\nu_\mu$  energy spectrum - Best fit



Anne Schukraft

NOW2012

12



# IC40 shower analysis

2.4 sigma excess

# Flashback: Neutrino 2012, Kyoto

## Two events passed the selection criteria

2 events / 672.7 days - background (atm.  $\mu$  + conventional atm.  $\nu$ ) expectation 0.14 events  
preliminary p-value: 0.0094 ( $2.36\sigma$ )

Run119316-Event36556705  
Jan 3<sup>rd</sup> 2012  
NPE  $9.628 \times 10^4$

Run118545-Event63733662  
August 9<sup>th</sup> 2011  
NPE  $6.9928 \times 10^4$

$E = 1.1 \text{ PeV}$   
 $\theta = 62^\circ$

$E = 1.0 \text{ PeV}$   
 $\theta = 23^\circ$

*These two 1 PeV showers are downgoing!  
How were they found amongst  
billions of atmospheric muons?*

# ***These two 1 PeV cascades are downgoing! Can they be atmospheric neutrinos?***

PHYSICAL REVIEW D 79, 043009 (2009)

## **Vetoing atmospheric neutrinos in a high energy neutrino telescope**

Stefan Schönert,<sup>1</sup> Thomas K. Gaisser,<sup>2</sup> Elisa Resconi,<sup>1</sup> and Olaf Schulz<sup>1</sup>

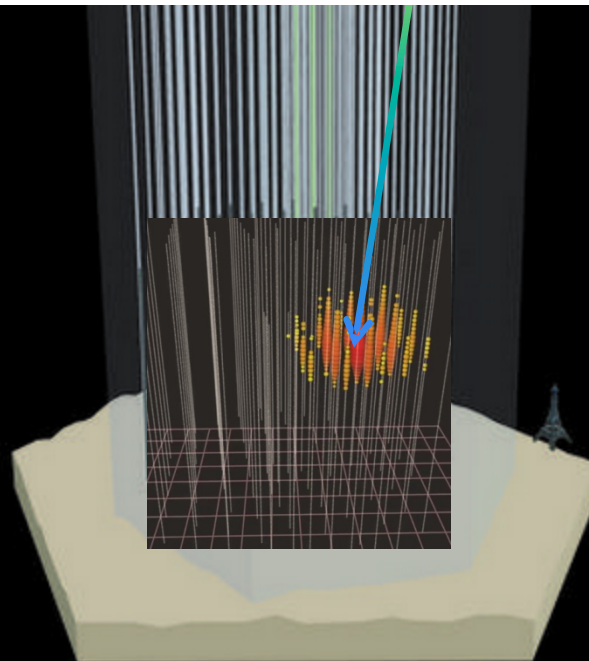
***Schönert, Gaisser,  
Resconi, Schulz***

We discuss the possibility to suppress downward atmospheric neutrinos in a high energy neutrino telescope. This can be achieved by vetoing the muon which is produced by the same parent meson decaying in the atmosphere. In principle, atmospheric neutrinos with energies  $E_\nu > 10$  TeV and a zenith angle up to  $60^\circ$  can be vetoed with an efficiency of  $>99\%$ . Practical realization will depend on the depth of the neutrino telescope, on the muon veto efficiency, and on the ability to identify downward-moving neutrinos with a good energy estimation.

***“atmospheric  
neutrino  
self veto”***

***for muon-neutrinos:***

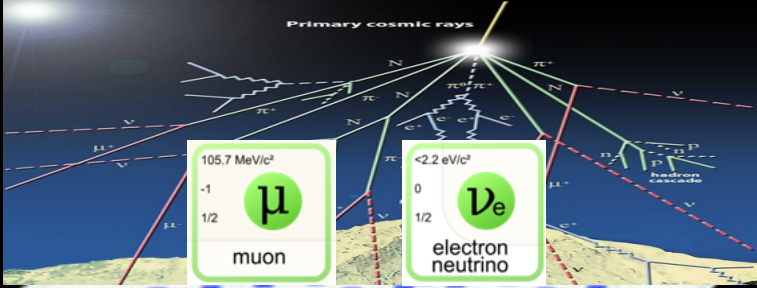
***see muon from same  
parent meson decay***



***True also for electron  
and tau neutrinos:***

***see muons from other  
decays in the  
entire air shower***

***van Santen, Jero,  
Gaisser, Karle***

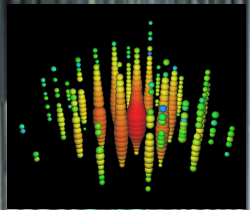


Neutrino from the atmosphere above the south pole

Neutrino from the distant Universe

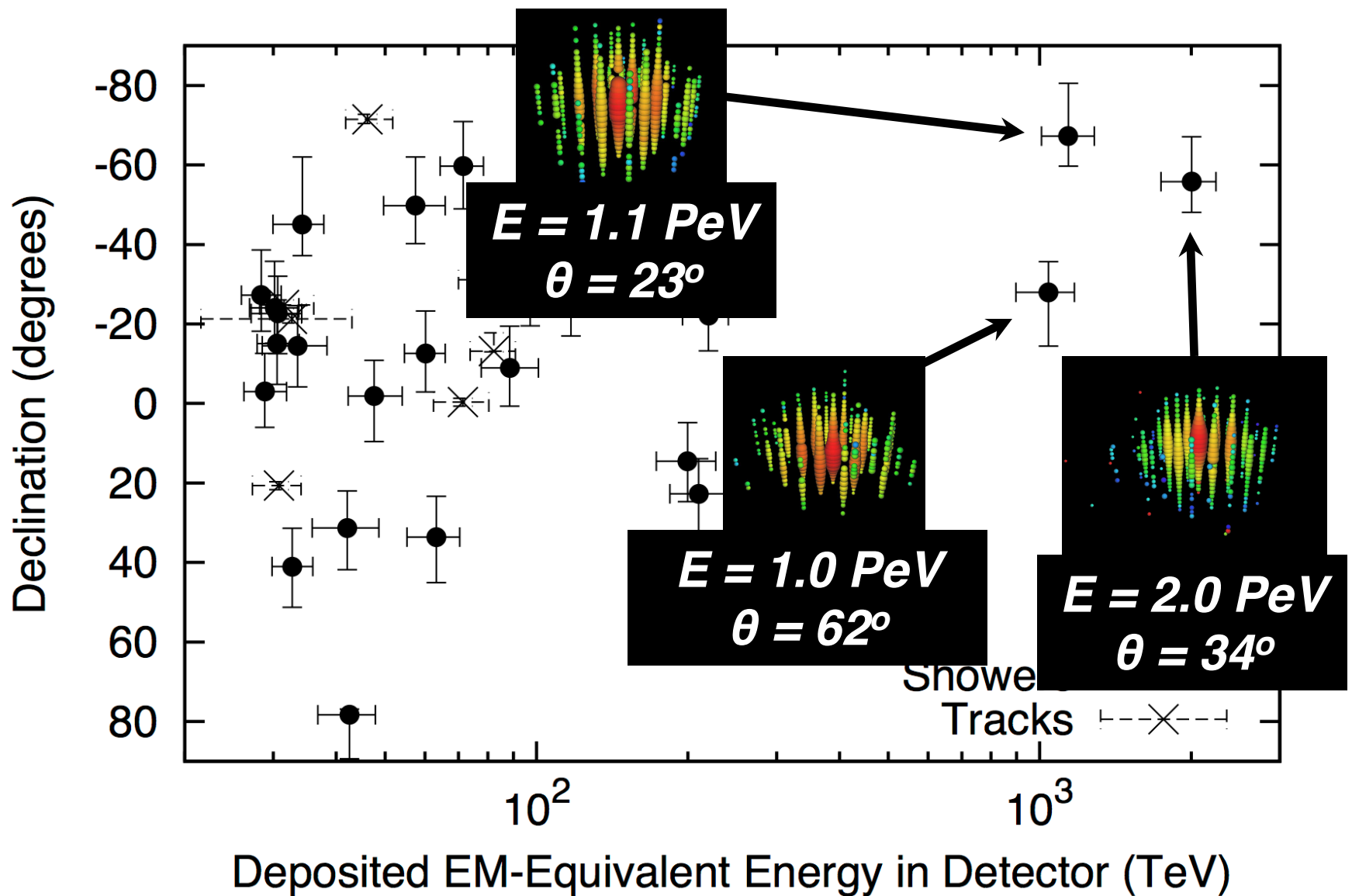
**Rejected!**

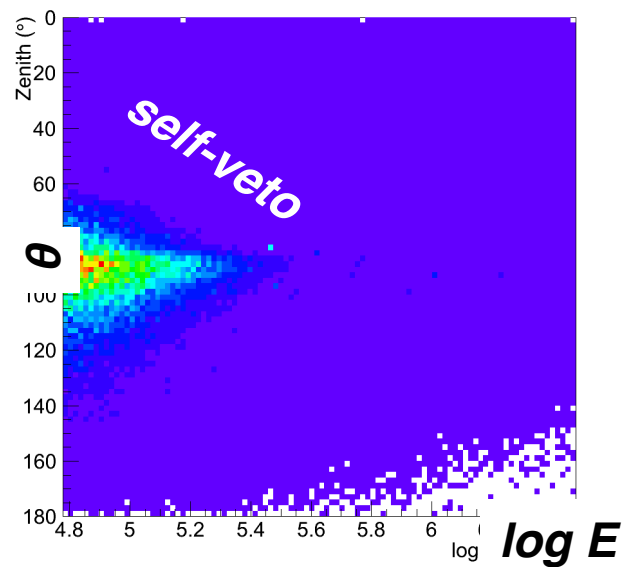
Sc  
ANL



**Keep!**

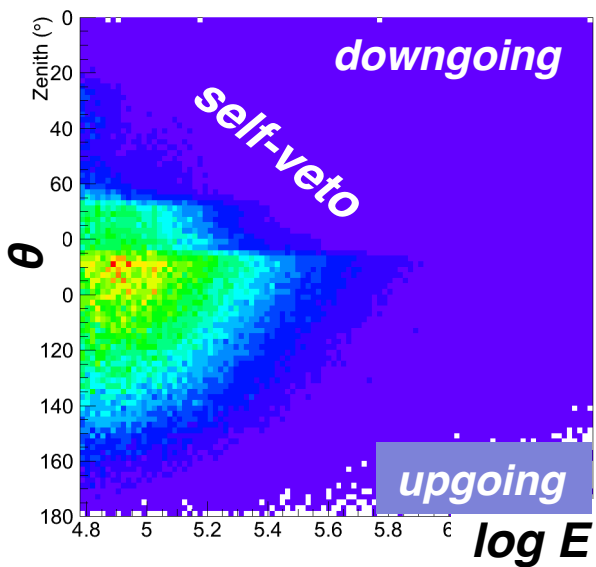
Muon from the atmosphere above the south pole





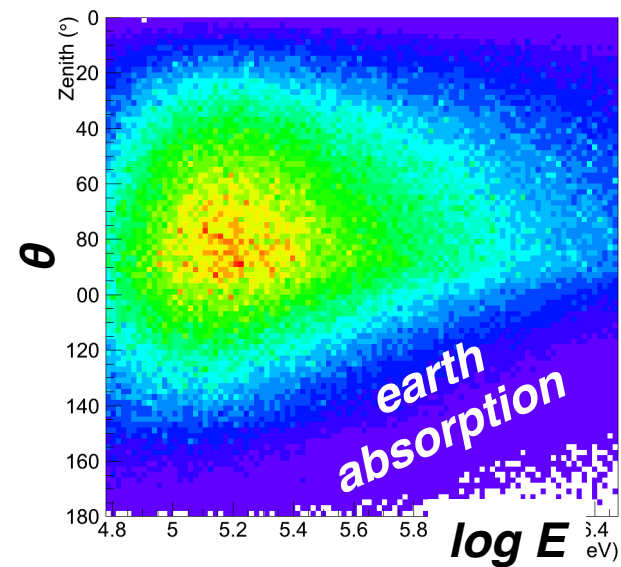
*conventional*

+



*prompt*

+



*astrophysical*

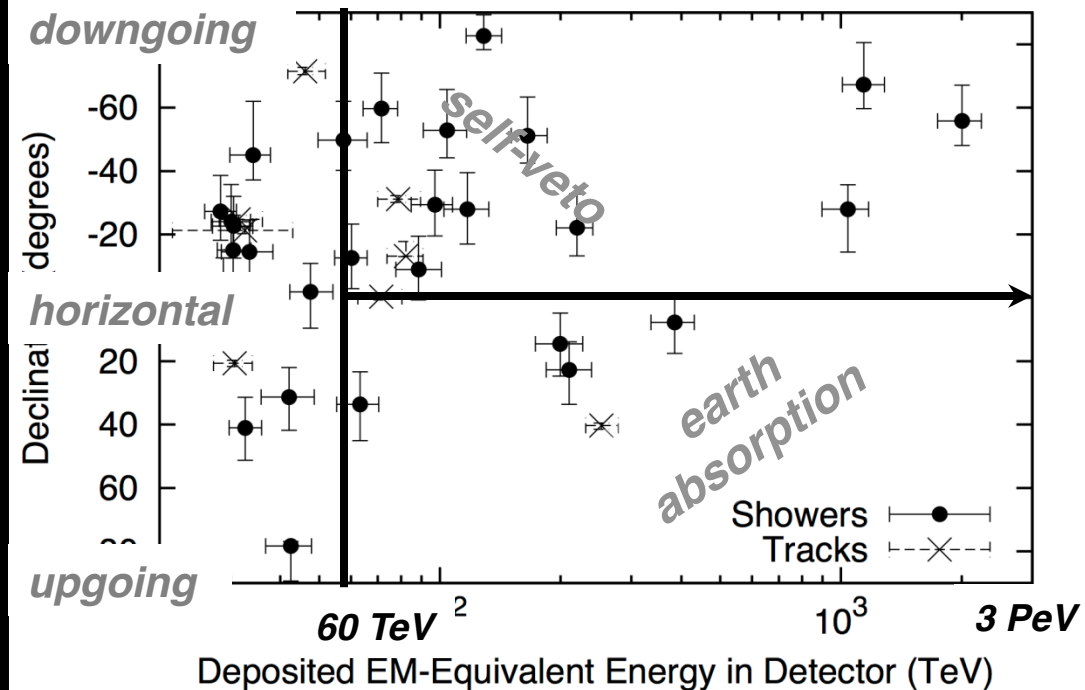
***IC79/86-1/86-2  
diffuse analysis  
forward folding***

***Fit (track/shower)  
data to mixture of***

***=***

***conventional  
prompt  
astrophysical***

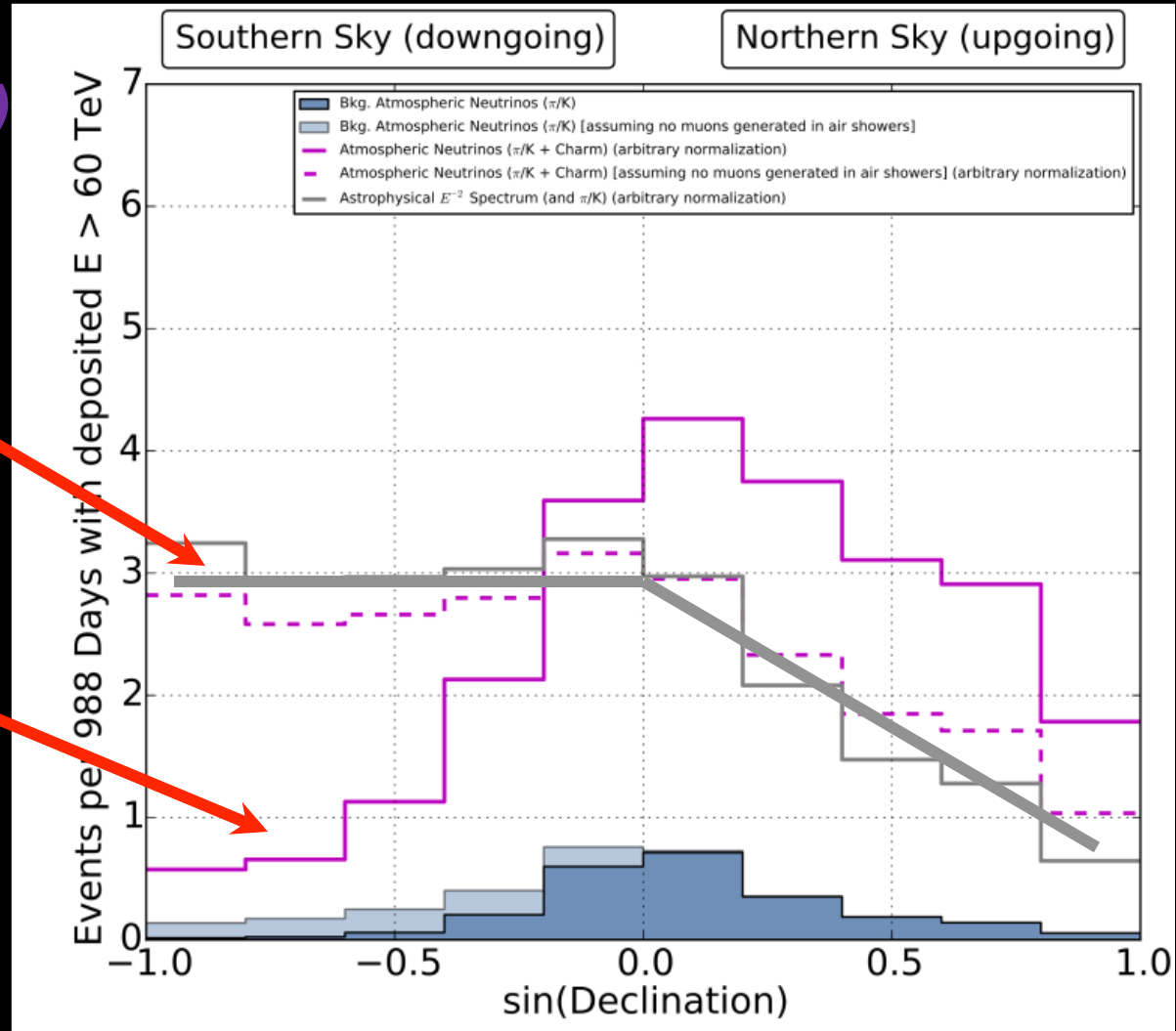
***data***



# The power of the self-veto

*Without self-veto  
astro (grey) and  
prompt (dash-purple)  
have same zenith  
shape*

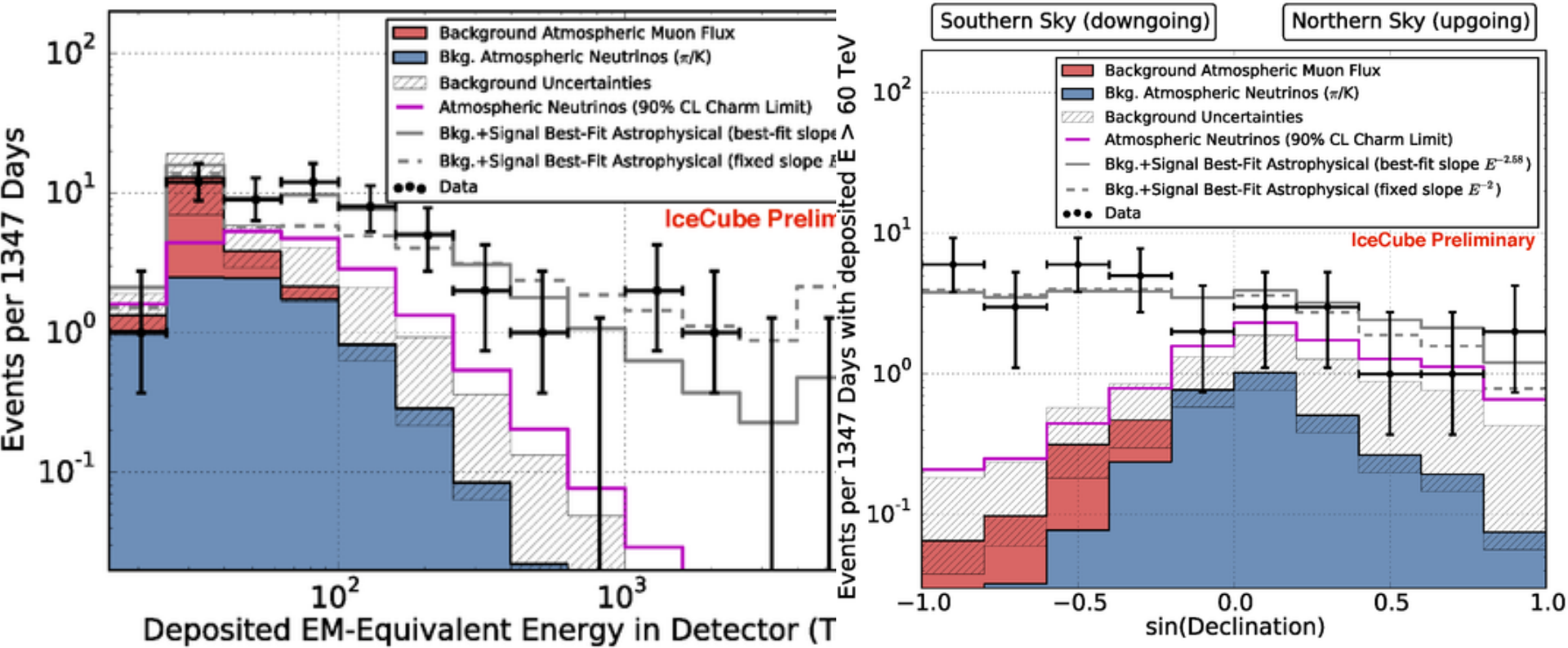
*With self-veto  
prompt (solid-purple)  
is highly suppressed  
from above*



# Global fit of energy vs angle to a mixture of atmospheric and astrophysical $E^{-2}$ neutrinos

best fit flux:  $E^2\Phi = 10^{-8} \text{ GeV cm}^{-2} \text{ s}^{-1} \text{ sr}^{-1}$

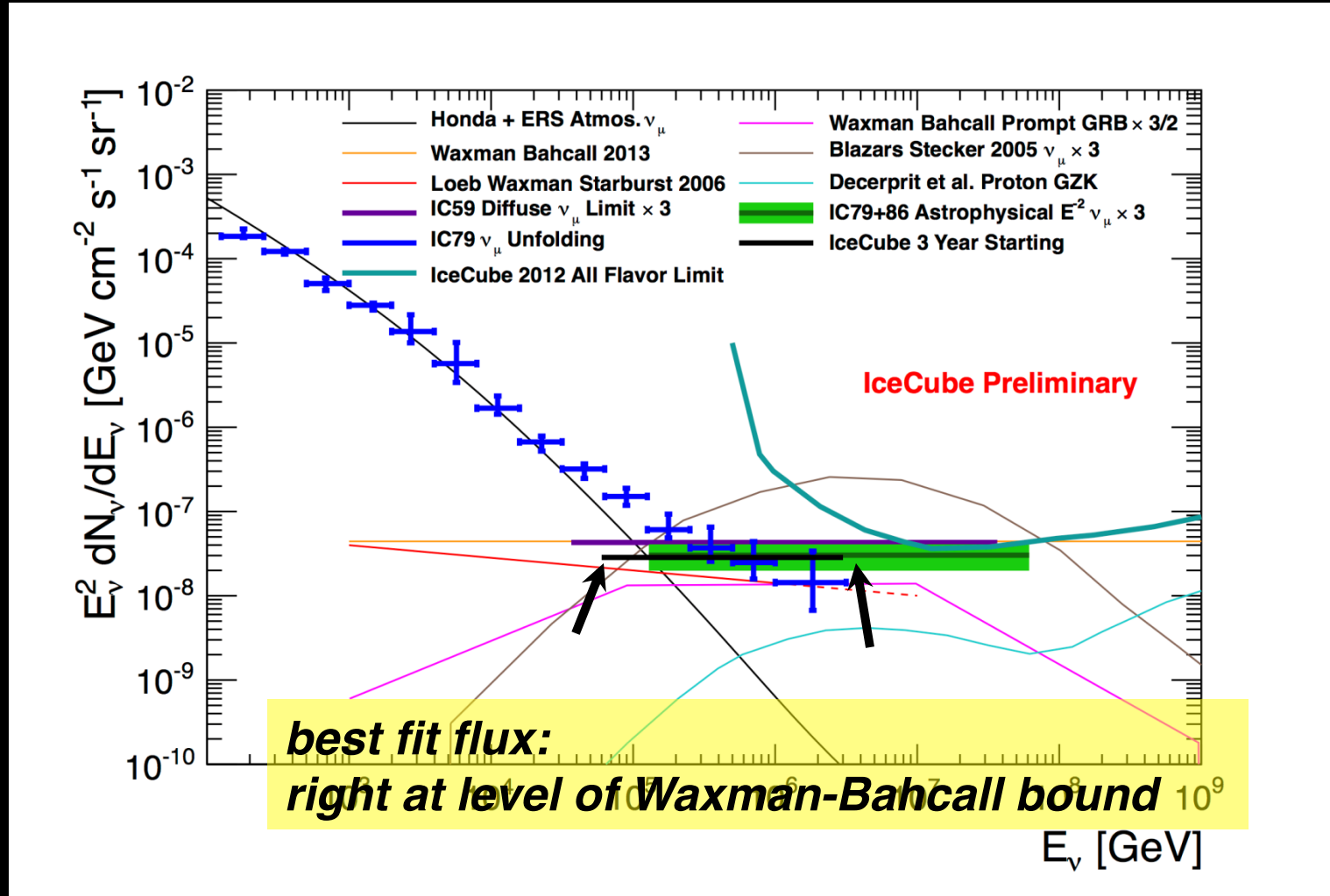
$\sim 7$  sigma rejection of atmospheric-only hypothesis



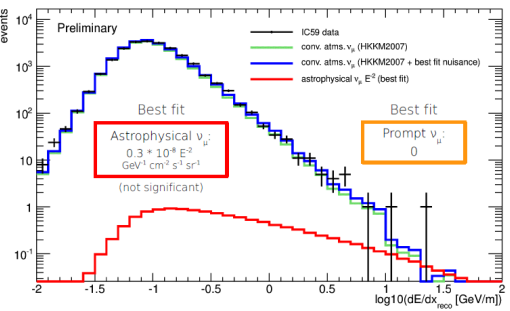


**Global fit, energy (60 TeV – 3 PeV) vs angle,  
 best fit flux:  $E^2\Phi = 10^{-8} \text{ GeV cm}^{-2} \text{ s}^{-1} \text{ sr}^{-1}$  (per flavour)**

**5.7 sigma rejection of atmospheric-only hypothesis**

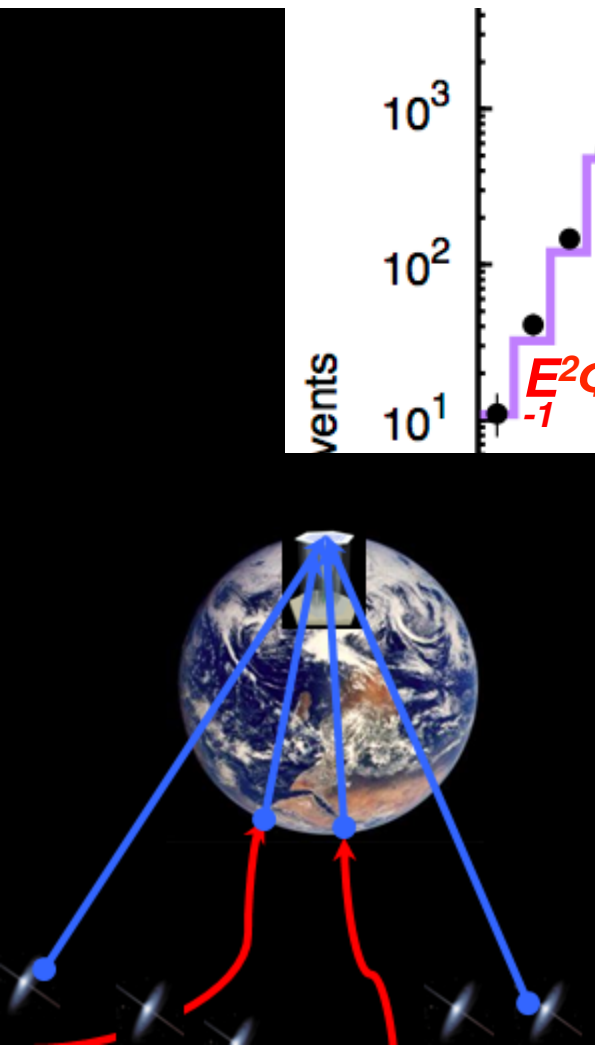
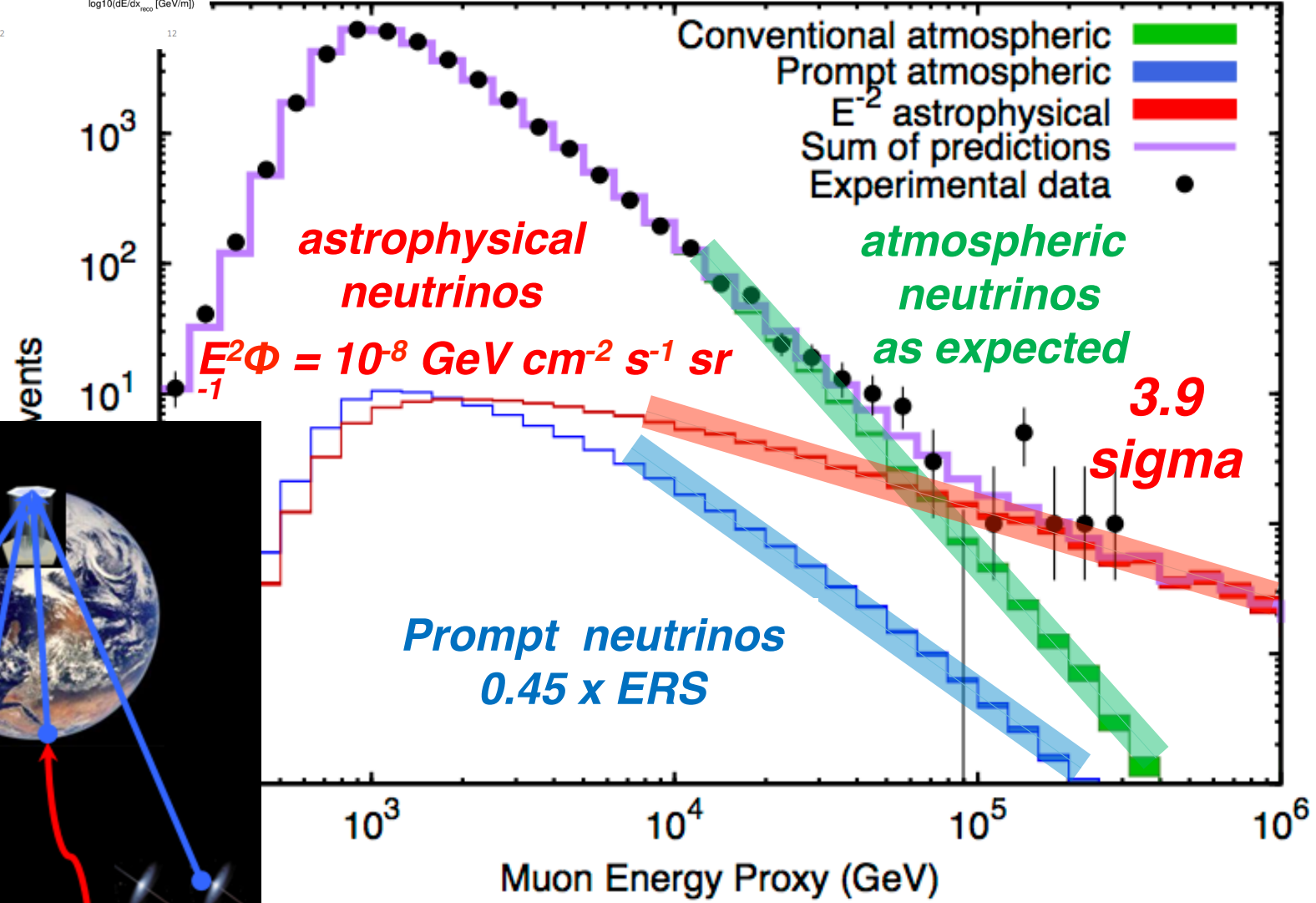


The final  $\nu_\mu$  energy spectrum - Best fit

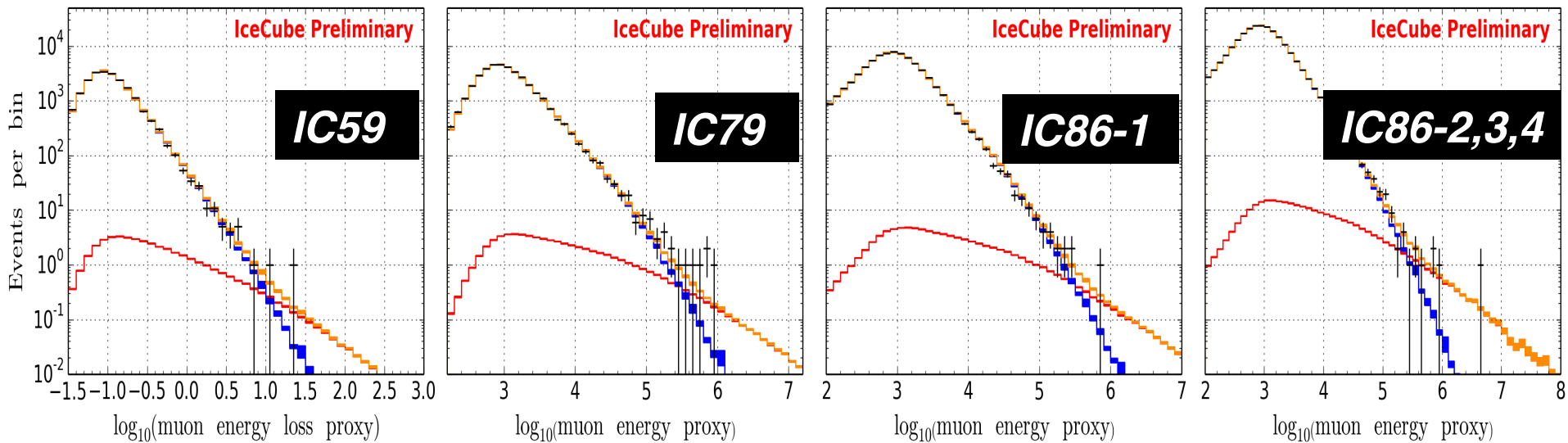


Anne Schukraft NOW2012

# Hint from IC59 (1.8 sigma); now IC79/86-1 upgoing muon neutrinos give 3.9 sigma

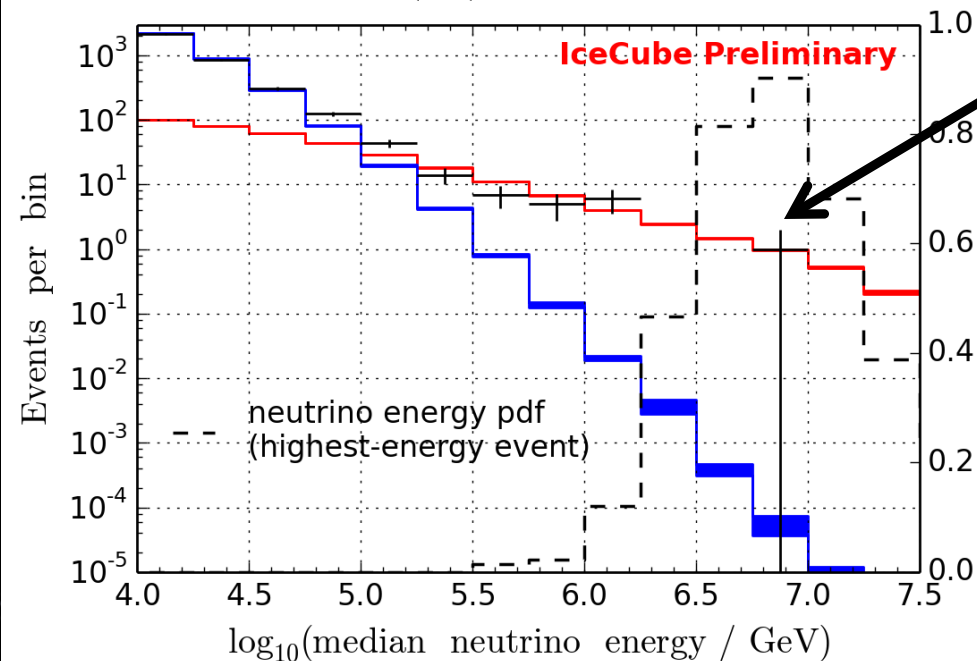


+++ Exp. data    **■** Astrophysical  $\nu_\mu + \bar{\nu}_\mu$     **■** Conv. atmospheric  $\nu_\mu + \bar{\nu}_\mu$     **■** Combined  $\nu_\mu + \bar{\nu}_\mu$

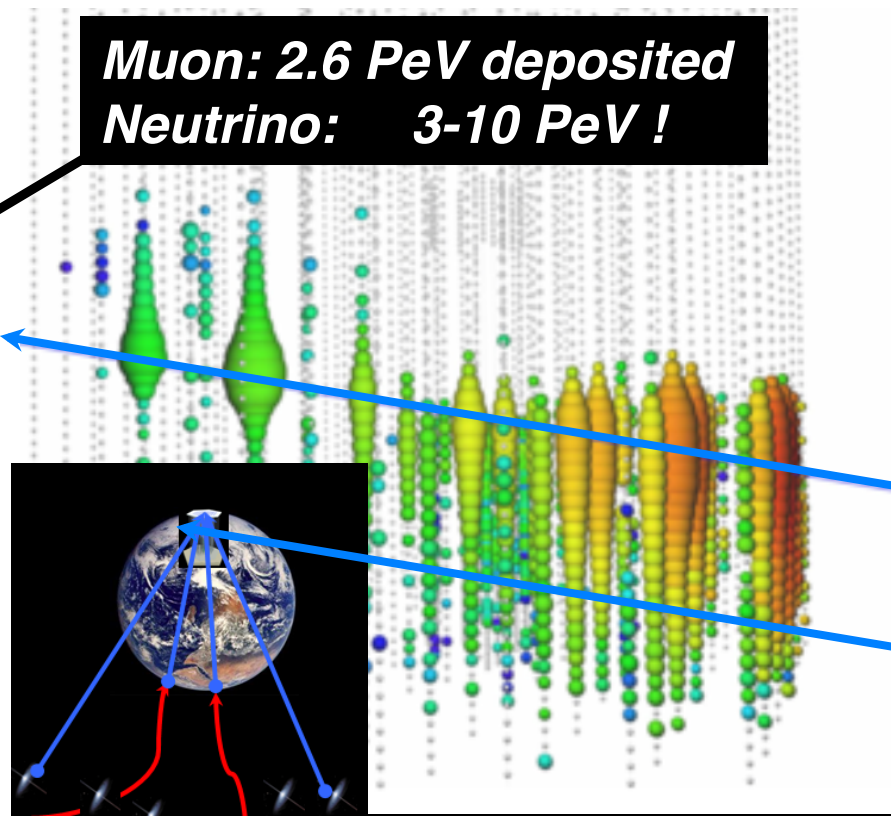


**Assuming best-fit power law:**

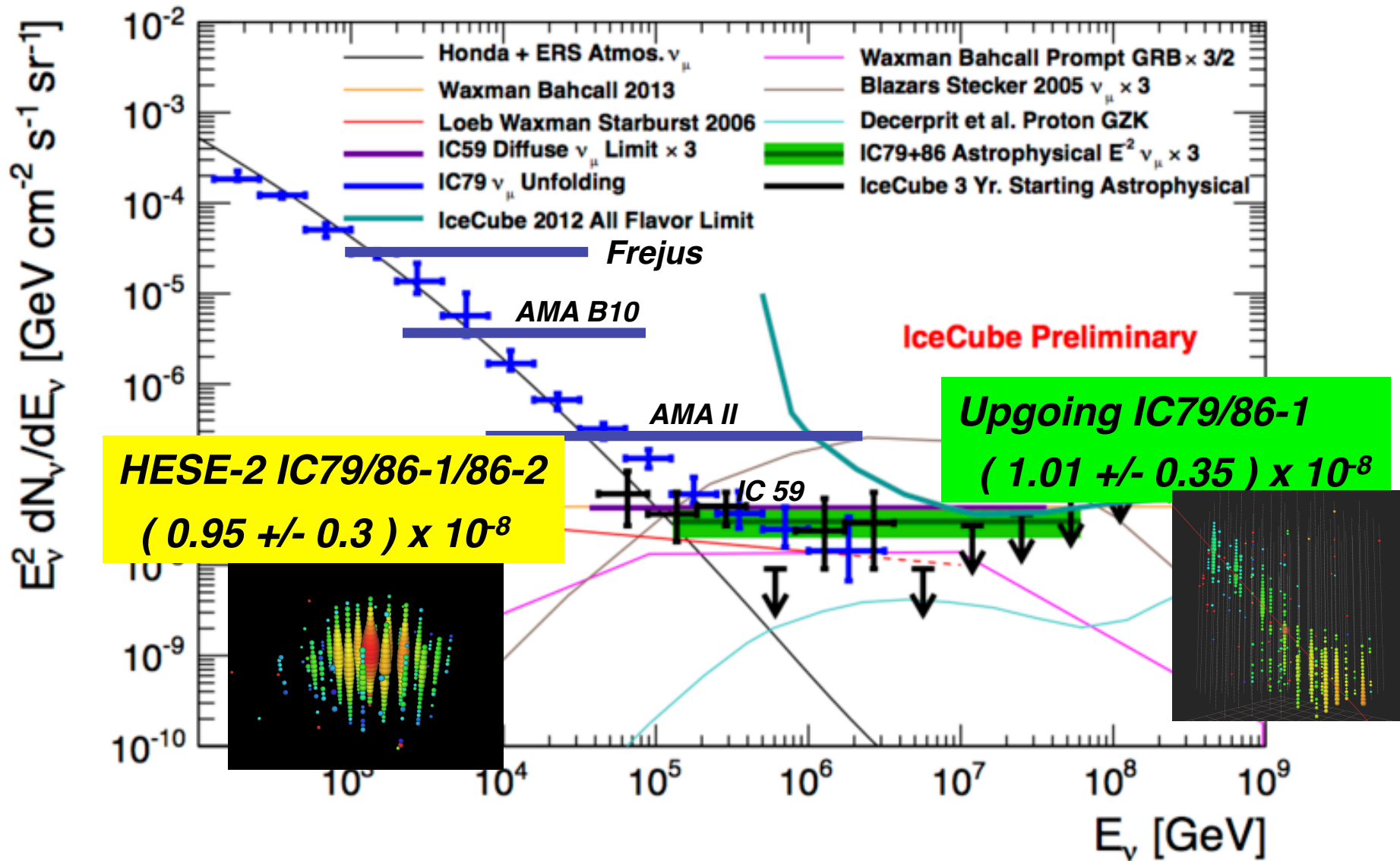
+++ Unfolding    **■** Conv. atmospheric  $\nu_\mu + \bar{\nu}_\mu$   
**■** Astrophysical  $\nu_\mu + \bar{\nu}_\mu$



**Muon: 2.6 PeV deposited**  
**Neutrino: 3-10 PeV !**

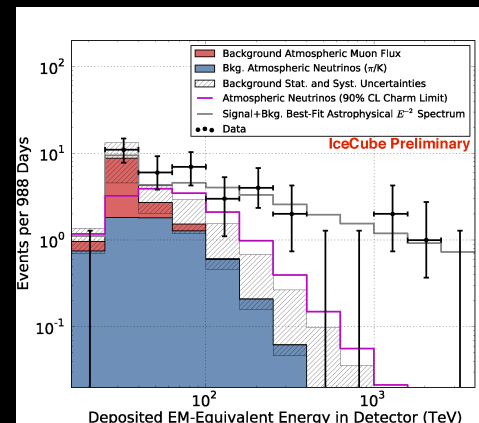
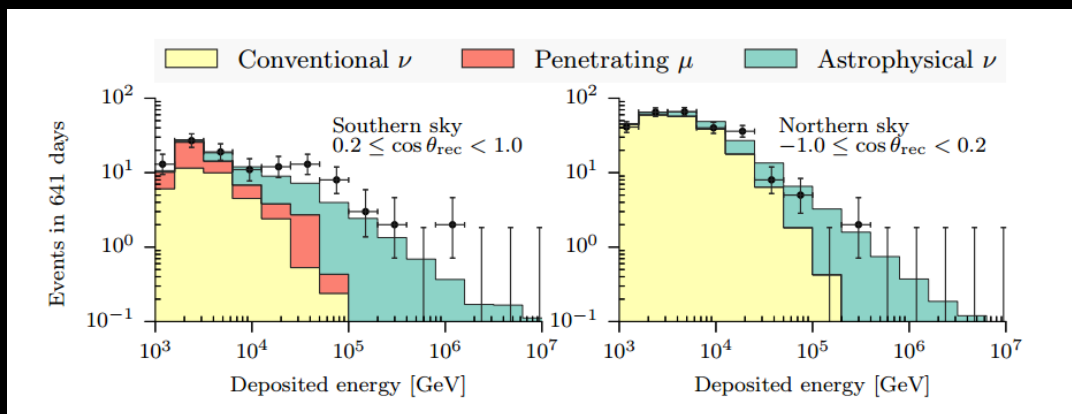


# Diffuse flux summary

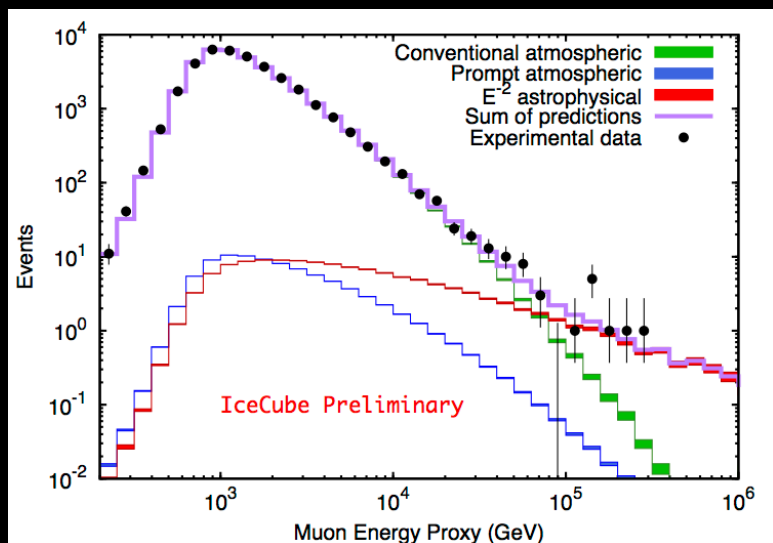


# Clear we see an astrophysical flux of neutrinos – muons and showers – from the whole sky

## showers/tracks



## tracks



**What are the properties of the source population from which these have come?**

**Are there many weak sources, or some stronger than average sources?**

Astrophysical  
neutrinos at Earth

*neutrino oscillations:*  
 *$\sim 1 : 1 : 1$*   
*flavour mixture*

astrophysical

$$\Phi \sim a.E^{-2.0}$$

many model predictions  
-key feature is harder  
energy spectrum

$$a.E^{-2.0} \text{ vs } p.E^{-2.7} + c.E^{-3.7}$$

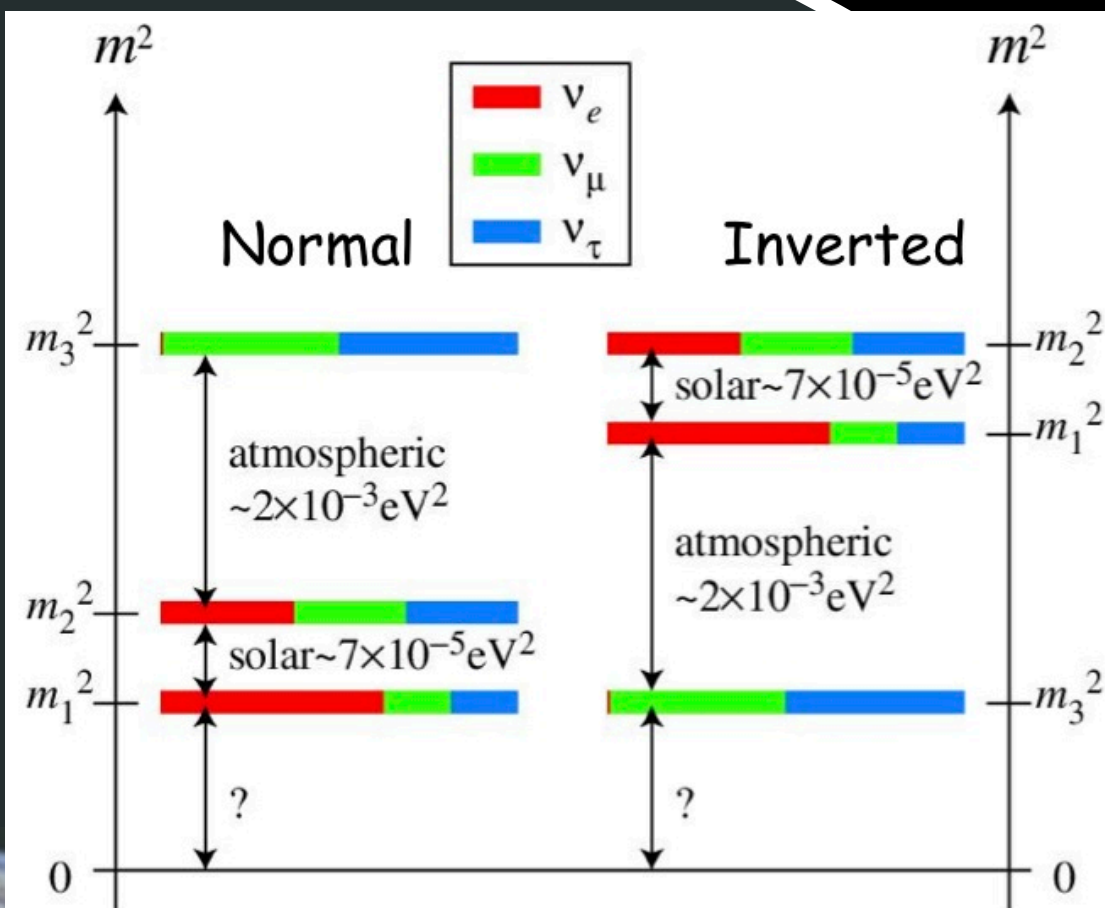
$\nu_e$

$\nu_\mu$

$\nu_\tau$

$\approx 15 \text{ Km}$





neutrino oscillations:  
 $\sim 1:1:1$   
 flavour mixture

Physical

$-2.0$

predictions

harder

$\nu_\mu$

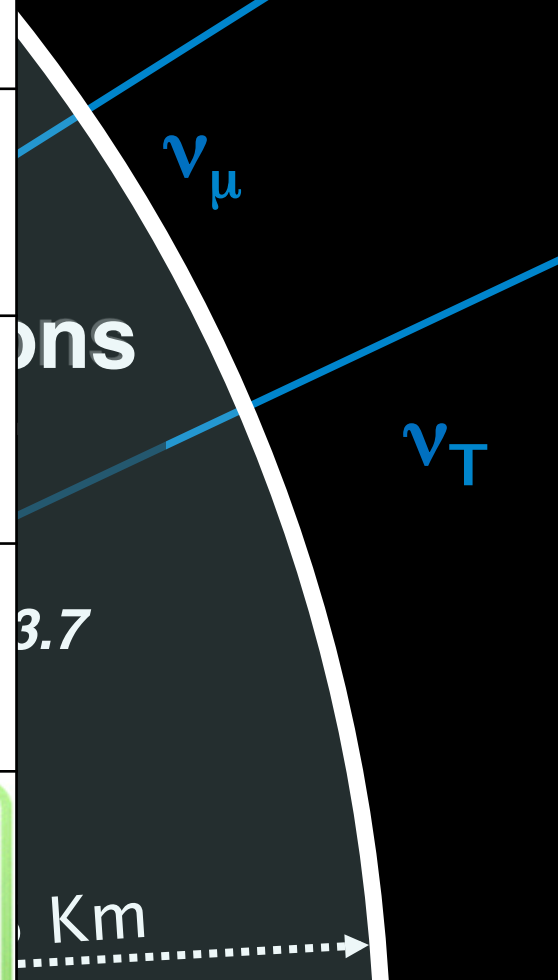

$\nu_\tau$

energy spectrum

$a.E^{-2.0}$  vs  $p.E^{-2.7} + c.E^{-3.7}$

$\approx 15 \text{ Km}$

**neutrino oscillations:**  
 $\sim 1:1:1$   
**flavour mixture**

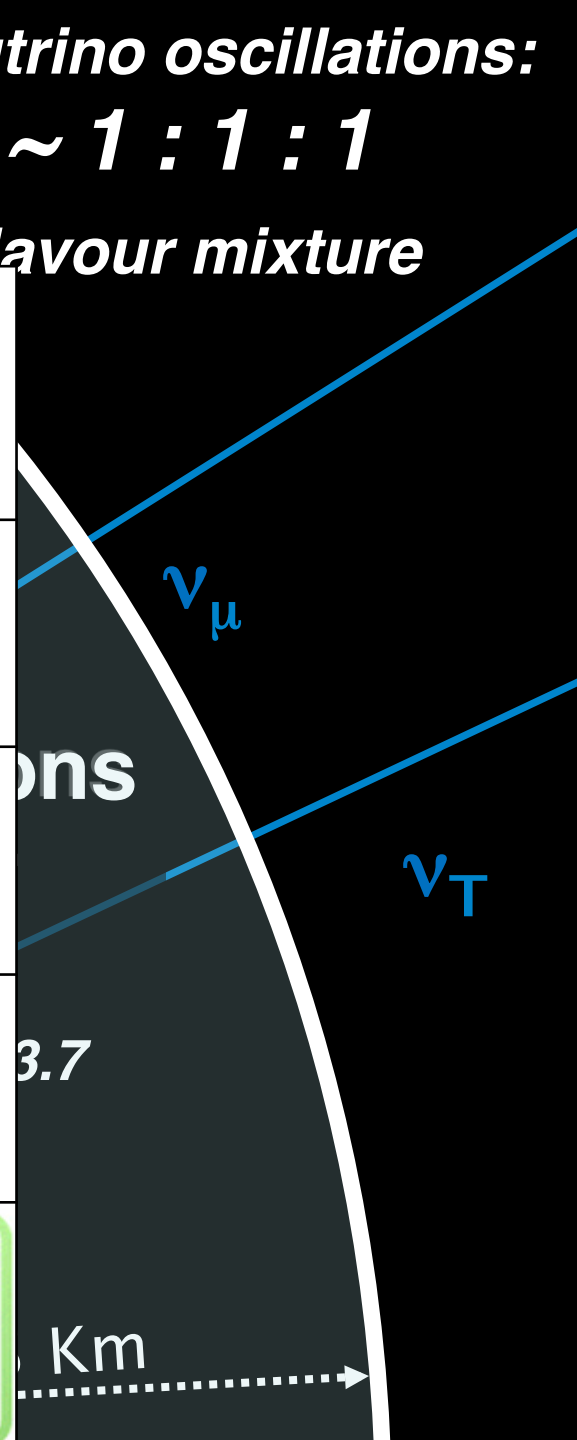




# Muons decay at source

*neutrino oscillations:*  
 $\sim 1:1:1$   
*flavour mixture*

$<2.2 \text{ eV}/c^2$ $\nu_e$ electron neutrino	1	10	4	4
$<0.17 \text{ MeV}/c^2$ $\nu_\mu$ muon neutrino	2	4	7	7
$<15.5 \text{ MeV}/c^2$ $\nu_\tau$ tau neutrino	0	4	7	7
<b>Source</b>		<b>18</b>	<b>18</b>	<b>18</b>
<b>Earth</b>	$<2.2 \text{ eV}/c^2$ $\nu_e$ electron neutrino	$<0.17 \text{ MeV}/c^2$ $\nu_\mu$ muon neutrino	$<15.5 \text{ MeV}/c^2$ $\nu_\tau$ tau neutrino	



$m^2$

$m^2$

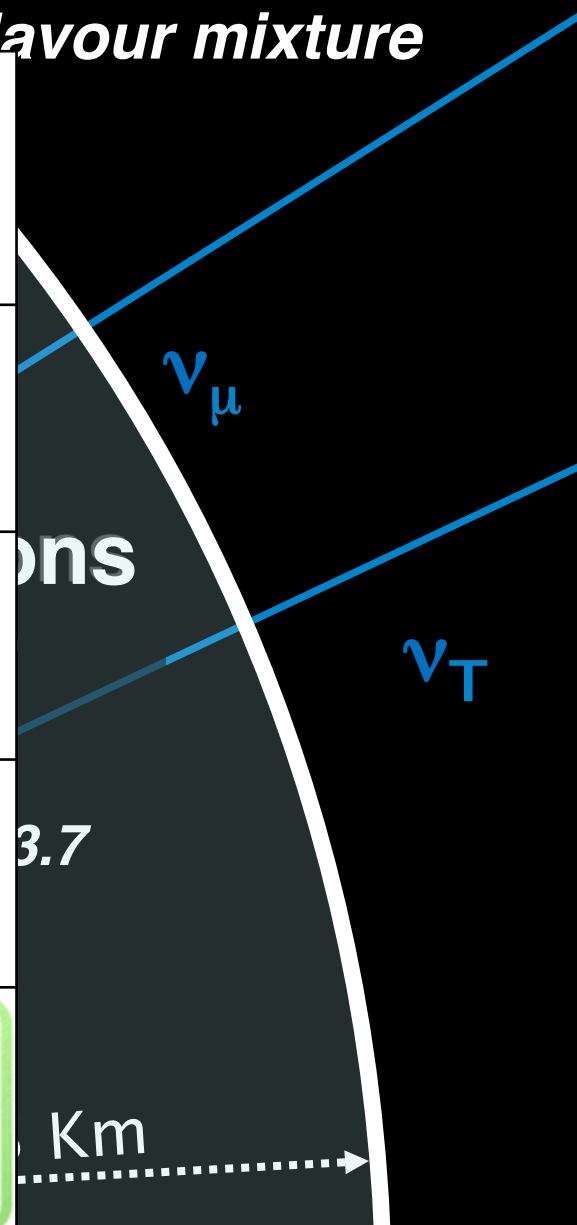
neutrino oscillations:

Muons damped at source  $\nu_e$

$\sim 4 : 7 : 7$

flavour mixture

	Normal	$\nu_e$	Inverted	
$<2.2 \text{ eV}/c^2$ $\nu_e$ electron neutrino	0	10	4	4
$<0.17 \text{ MeV}/c^2$ $\nu_\mu$ muon neutrino	1	4	7	7
$<15.5 \text{ MeV}/c^2$ $\nu_\tau$ tau neutrino	0	4	7	7
Source		4	7	7
Earth		$<2.2 \text{ eV}/c^2$ $\nu_e$ electron neutrino	$<0.17 \text{ MeV}/c^2$ $\nu_\mu$ muon neutrino	$<15.5 \text{ MeV}/c^2$ $\nu_\tau$ tau neutrino



$m^2$

$m^2$

neutrino oscillations:

Neutrons decay at source  $\nu_e$

$\sim 5 : 2 : 2$

flavour mixture

	Normal	$\nu_e$	Inverted	
$<2.2 \text{ eV}/c^2$ $\nu_e$ electron neutrino	1	10	4	4
$<0.17 \text{ MeV}/c^2$ $\nu_\mu$ muon neutrino	0	4	7	7
$<15.5 \text{ MeV}/c^2$ $\nu_\tau$ tau neutrino	0	4	7	7
Source		5	2	2
Earth		$<2.2 \text{ eV}/c^2$ $\nu_e$ electron neutrino	$<0.17 \text{ MeV}/c^2$ $\nu_\mu$ muon neutrino	$<15.5 \text{ MeV}/c^2$ $\nu_\tau$ tau neutrino

$\nu_\mu$

$\nu_\tau$

ons

3.7

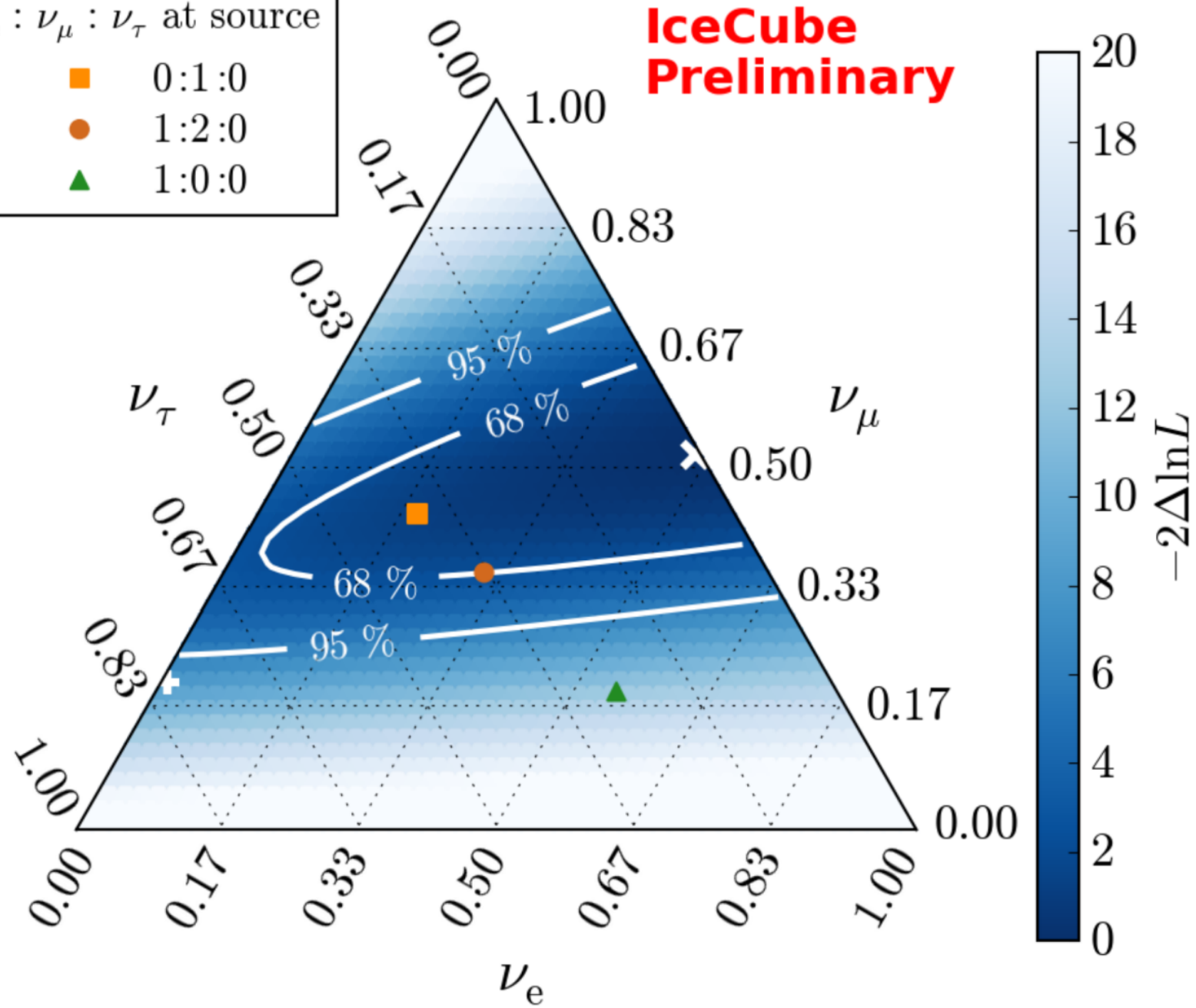
Km



$\nu_e : \nu_\mu : \nu_\tau$  at source

■	0:1:0
●	1:2:0
▲	1:0:0

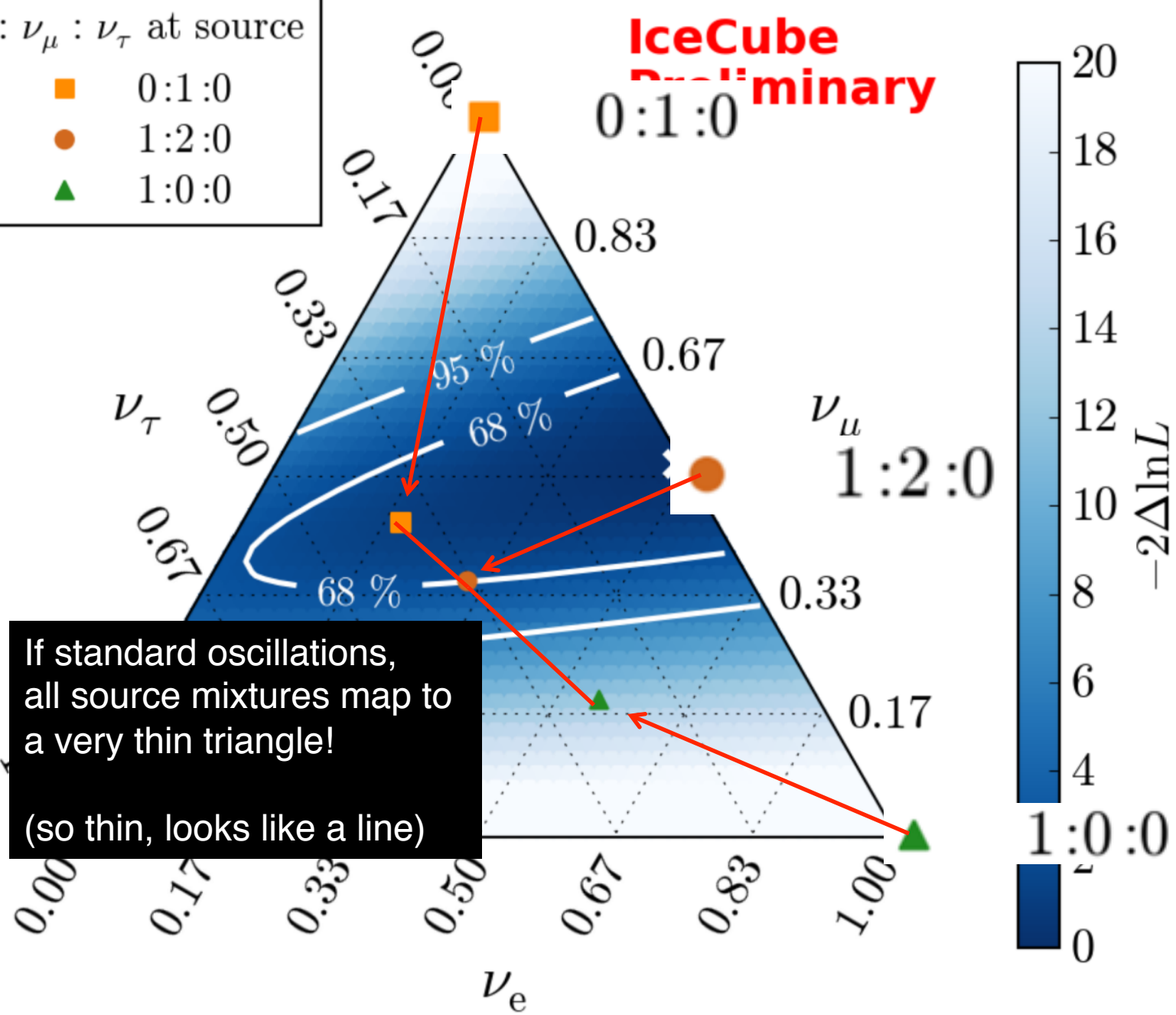
**IceCube Preliminary**



$\nu_e : \nu_\mu : \nu_\tau$  at source

■	0:1:0
●	1:2:0
▲	1:0:0

**IceCube  
Preliminary**

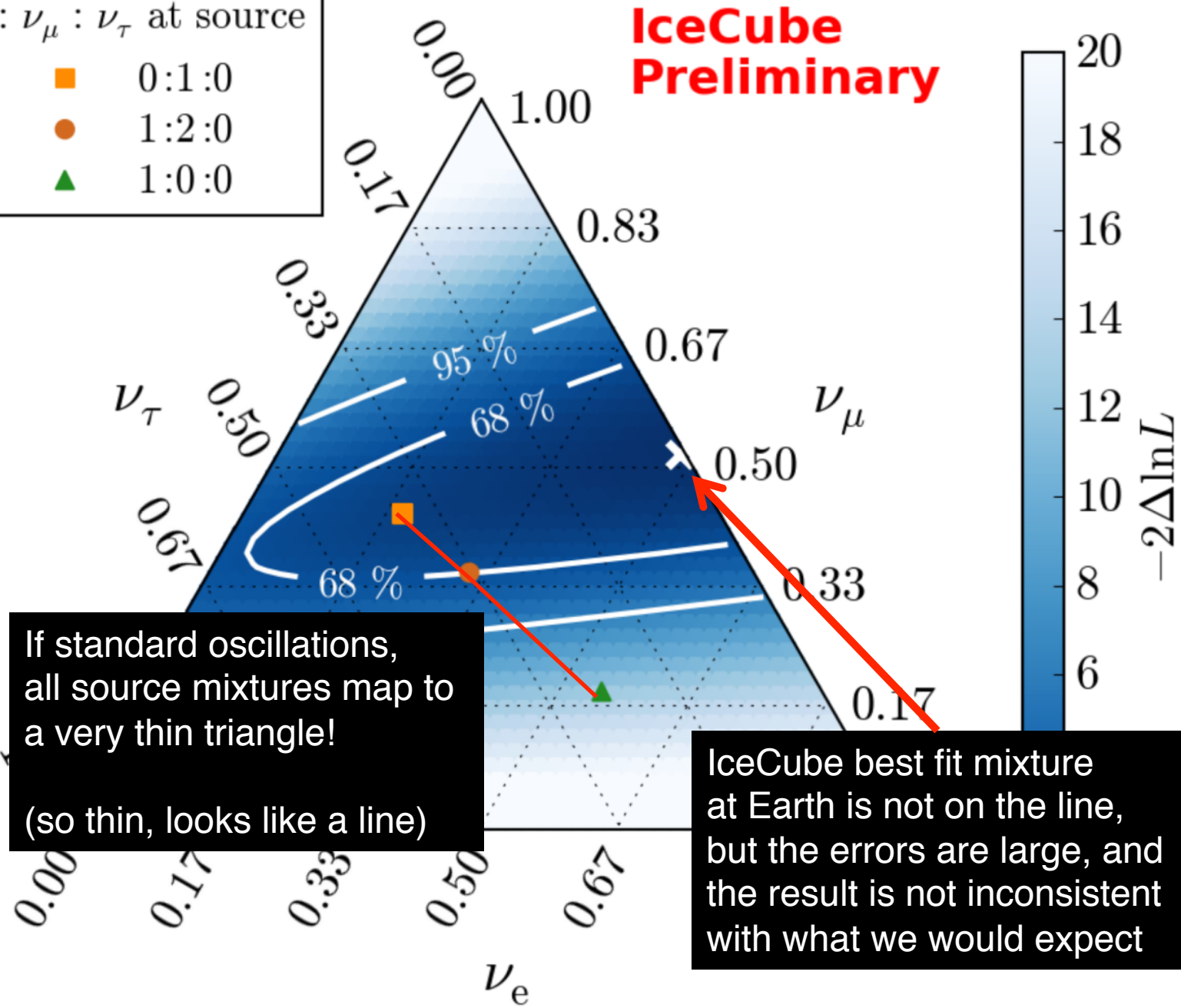


If standard oscillations,  
all source mixtures map to  
a very thin triangle!  
(so thin, looks like a line)

$\nu_e : \nu_\mu : \nu_\tau$  at source

■	0:1:0
●	1:2:0
▲	1:0:0

# IceCube Preliminary



If standard oscillations, all source mixtures map to a very thin triangle! (so thin, looks like a line)

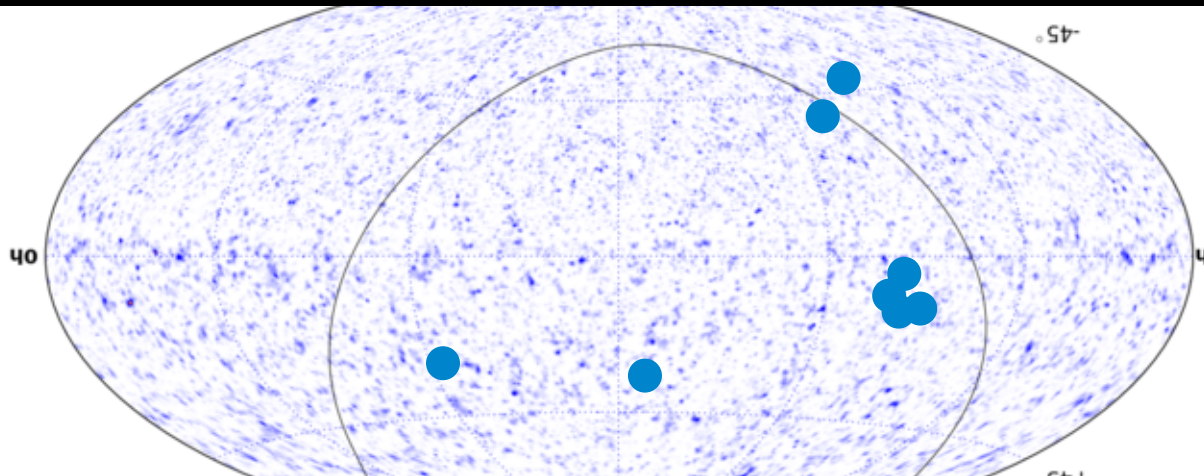
IceCube best fit mixture at Earth is not on the line, but the errors are large, and the result is not inconsistent with what we would expect

# Have astrophysical neutrinos, all sky

*cosmic rays*

*astrophysical neutrino point sources seen as excess of tracks over background?*

*backgrounds – atmospheric muons and neutrinos*

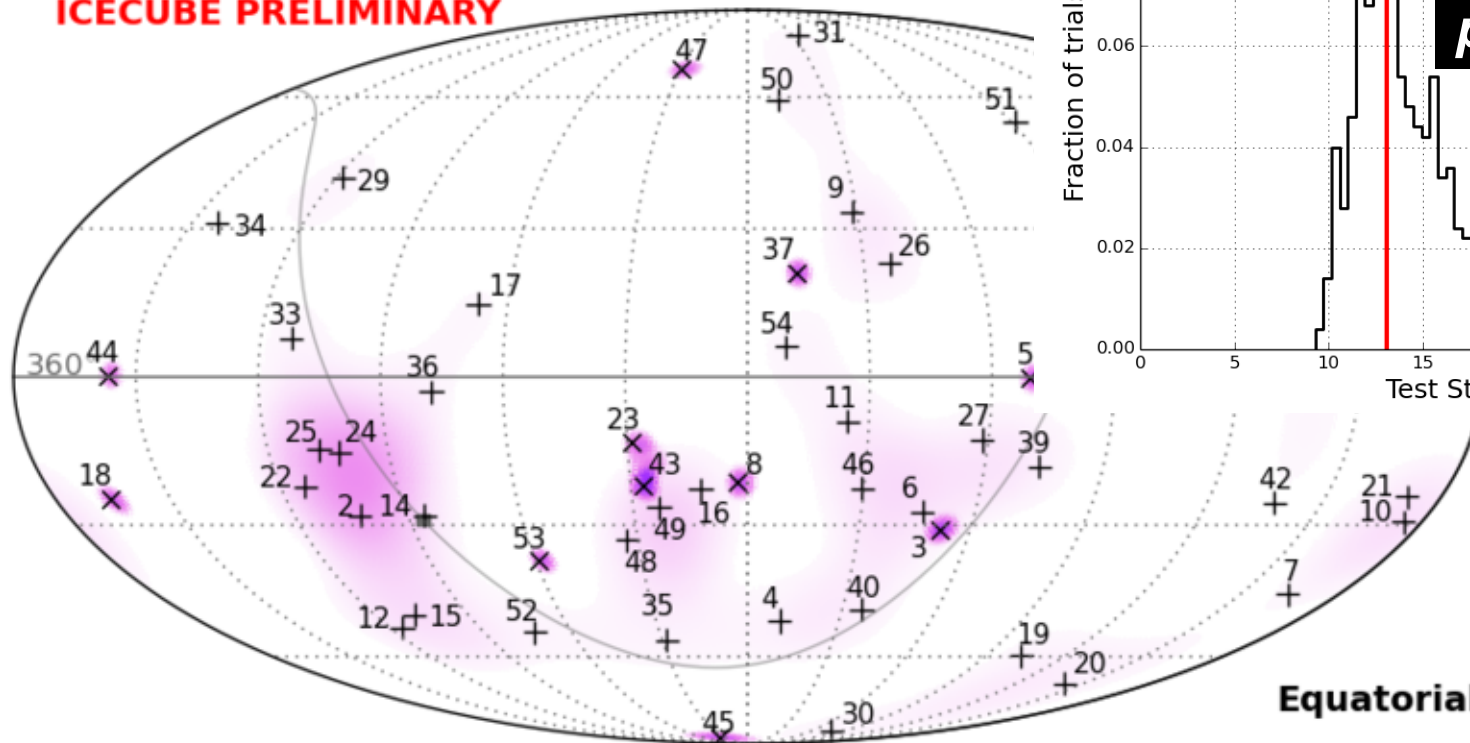


*backgrounds – atmospheric neutrinos*

*cosmic rays*

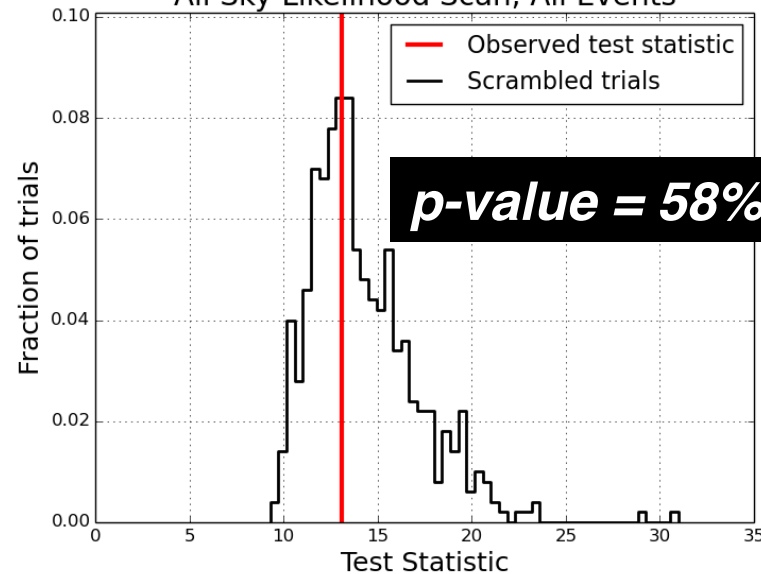
# Do the HESE events cluster - is there a brighter than average source?

ICECUBE PRELIMINARY



0  $TS=2\log(L/L_0)$  13.1

All Sky Likelihood Scan, All Events

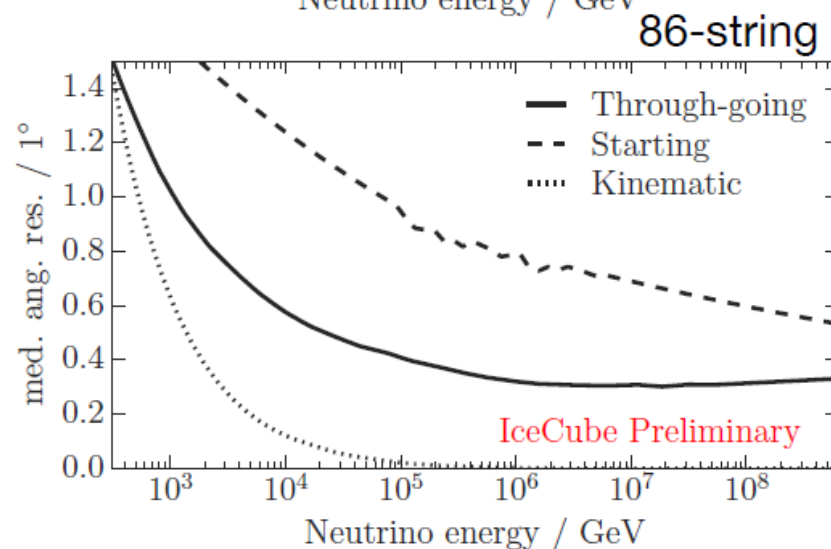
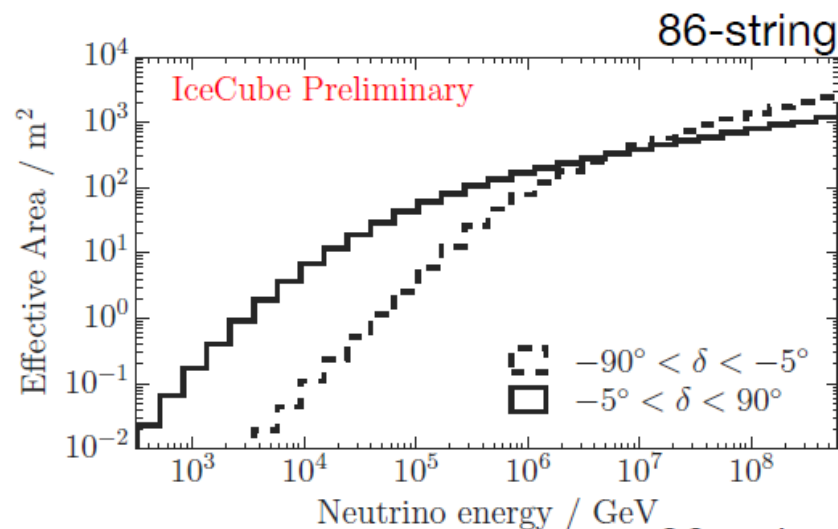


**p-value = 58%**



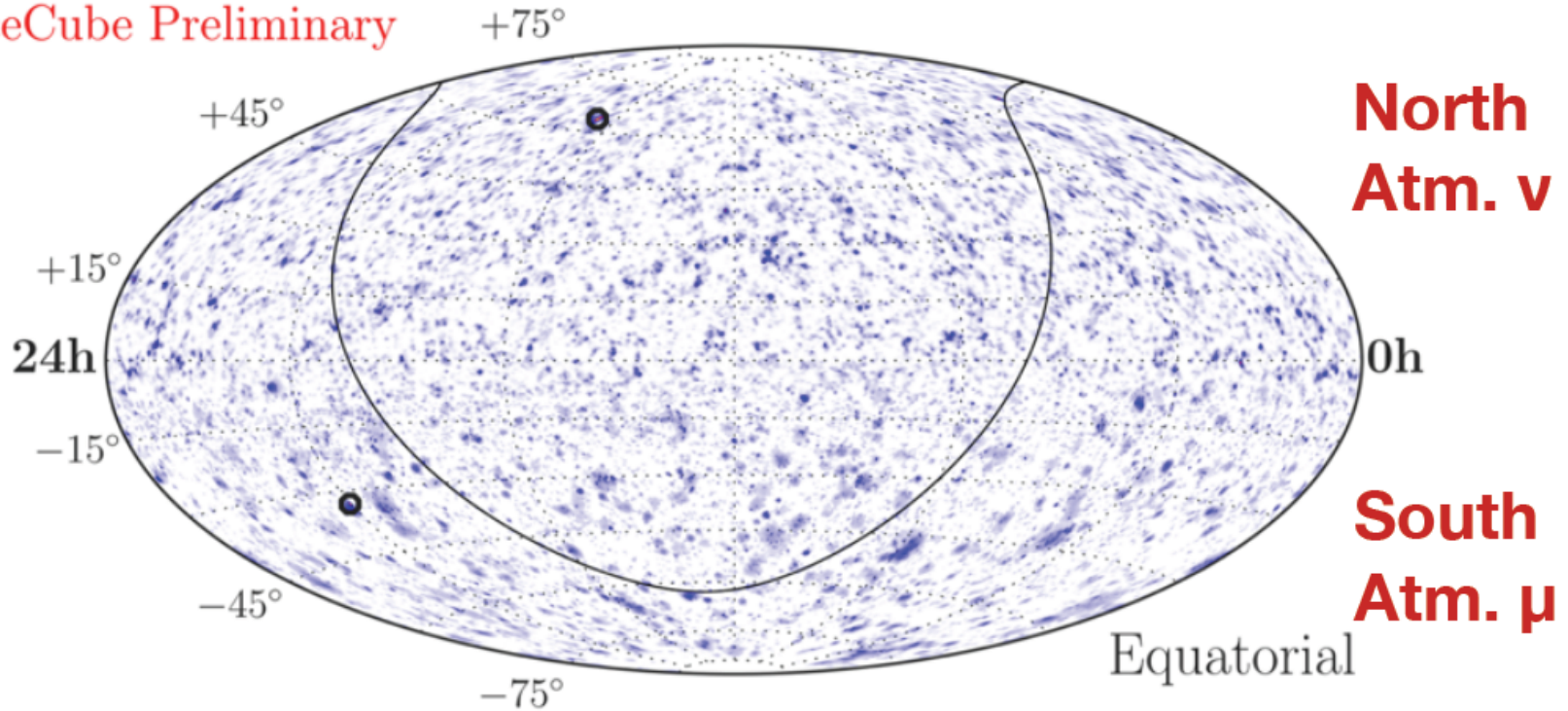
# Event Sample of Point Source Searches

- Multivariate event selection to select most promising signal
- Muons induced by high-energy neutrinos
- Best reconstruction (long-lever arm)
- North:  $\sim 70\text{k } \nu_\mu$ 's per year
- South:  $\sim 35\text{k } \mu$ 's per year
- Total: 6 years = **600,000+** events
- First 2 years in partial configuration (IC40 & IC59)
- 4 years with full detector (IC79 + 3xIC86)




# Results of 6 year analysis

IceCube Preliminary



**No significant clustering observed**



# Results of 6 year analysis - Hottest Spots

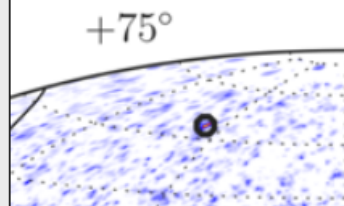
## South

$-\log_{10}(p)$  4.74

**Post-Trial** 87%

$n_s$  19.4

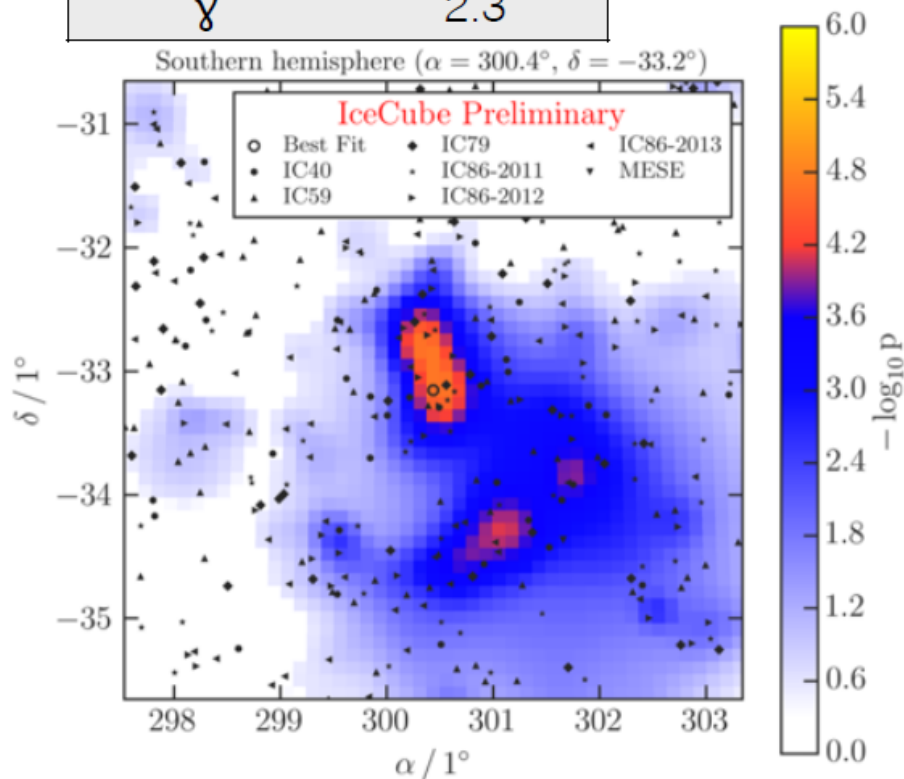
$\gamma$  2.3



Southern hemisphere ( $\alpha = 300.4^\circ$ ,  $\delta = -33.2^\circ$ )

### IceCube Preliminary

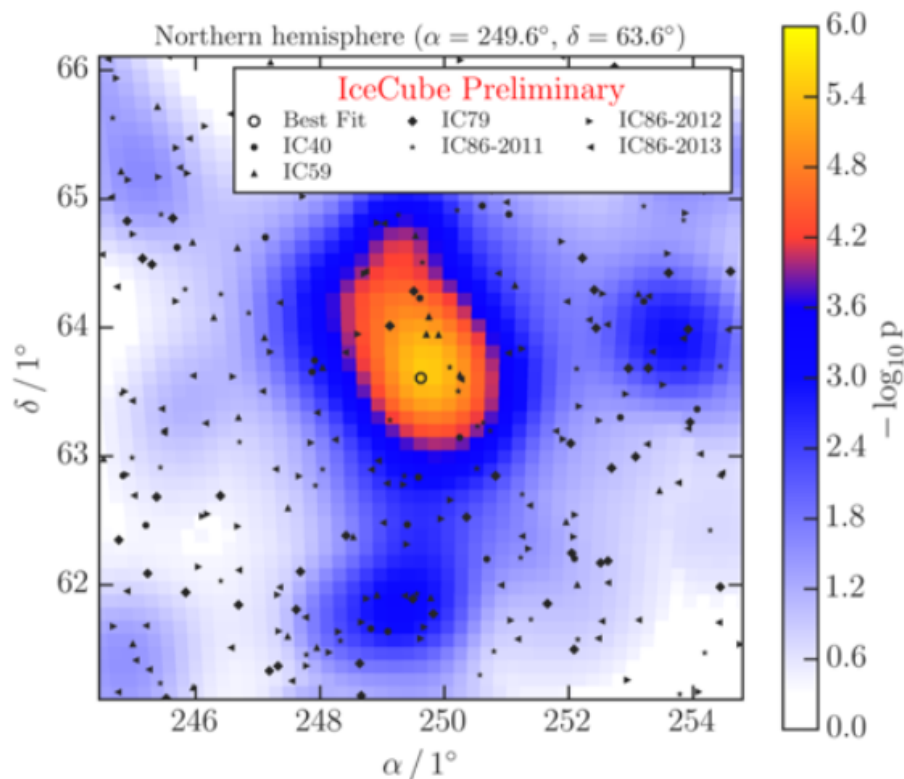
○ Best Fit    ♦ IC79    ▲ IC86-2013  
 ● IC40    ● IC86-2011    ▼ MESE  
 ▲ IC59    ● IC86-2012



Northern hemisphere ( $\alpha = 249.6^\circ$ ,  $\delta = 63.6^\circ$ )

### IceCube Preliminary

○ Best Fit    ♦ IC79    ▲ IC86-2012  
 ● IC40    ● IC86-2011    ▼ IC86-2013  
 ▲ IC59



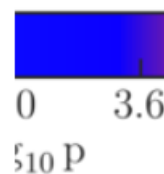
## North

$-\log_{10}(p)$  5.51

**Post-Trial** 35%

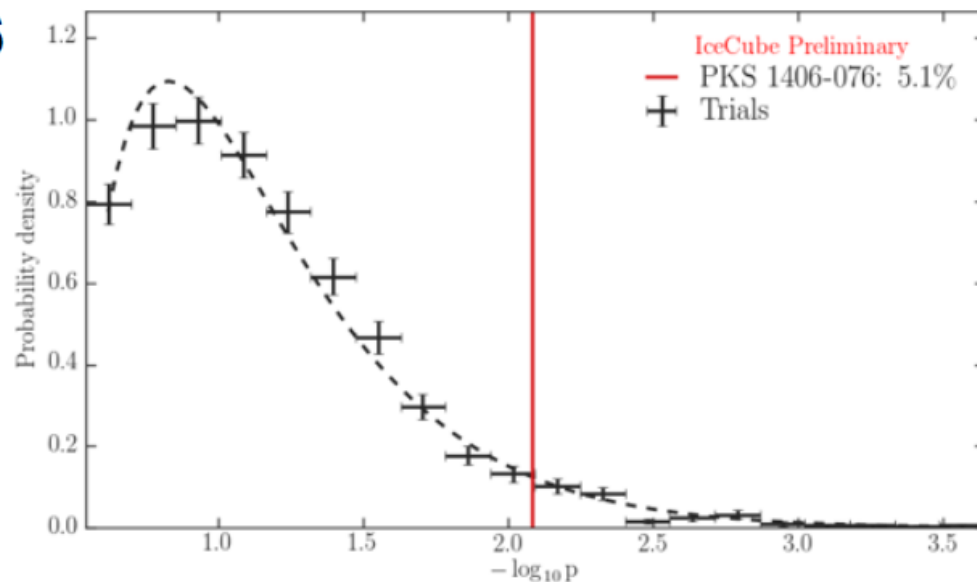
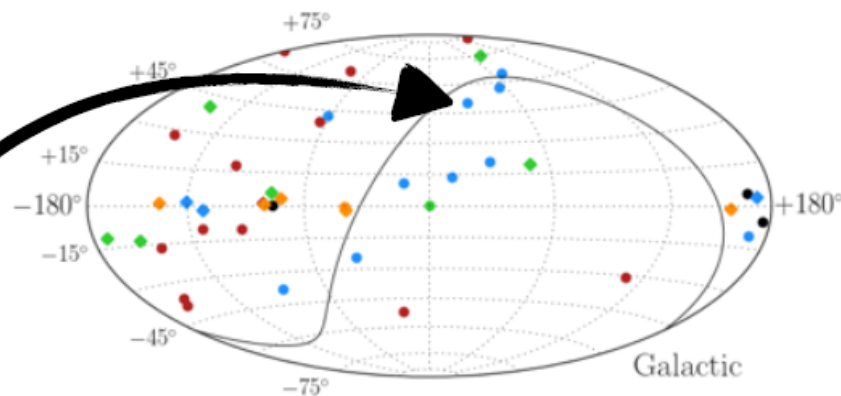
$n_s$  28.4

$\gamma$



# A-Priori Source lists

- Source list of possible neutrino emitters
- 44 sources of various type
- Mostly northern hemisphere
- Best Source: PKS1406-076
- Post Trial Significance: 5.1%
- $n_{\text{Src}} = 12.9$ ,  $\gamma = 2.8$
- Complete source list at ApJ 796, 109 (2014)



***Beyond the Standard Model:***

***Indirect dark matter detection?***

***Dark matter accumulation in***

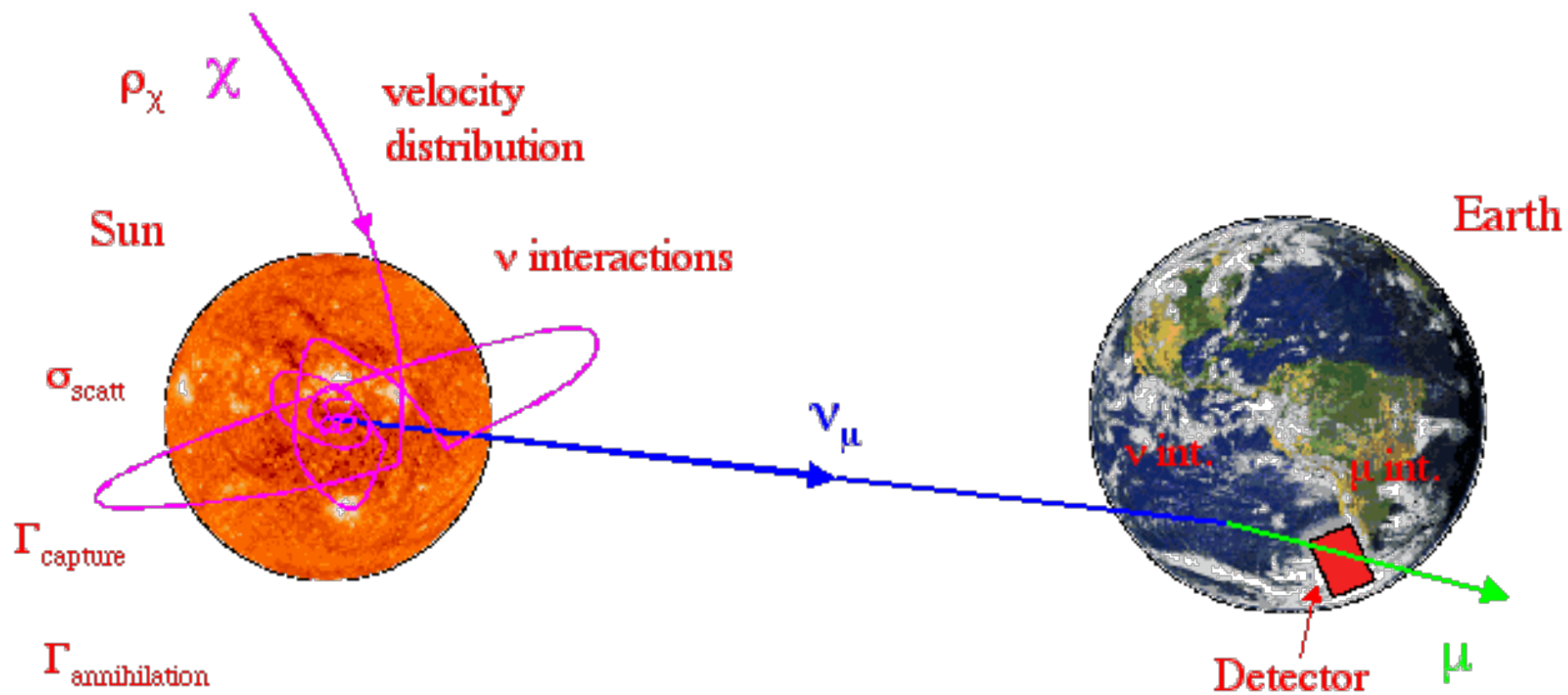
***the sun***

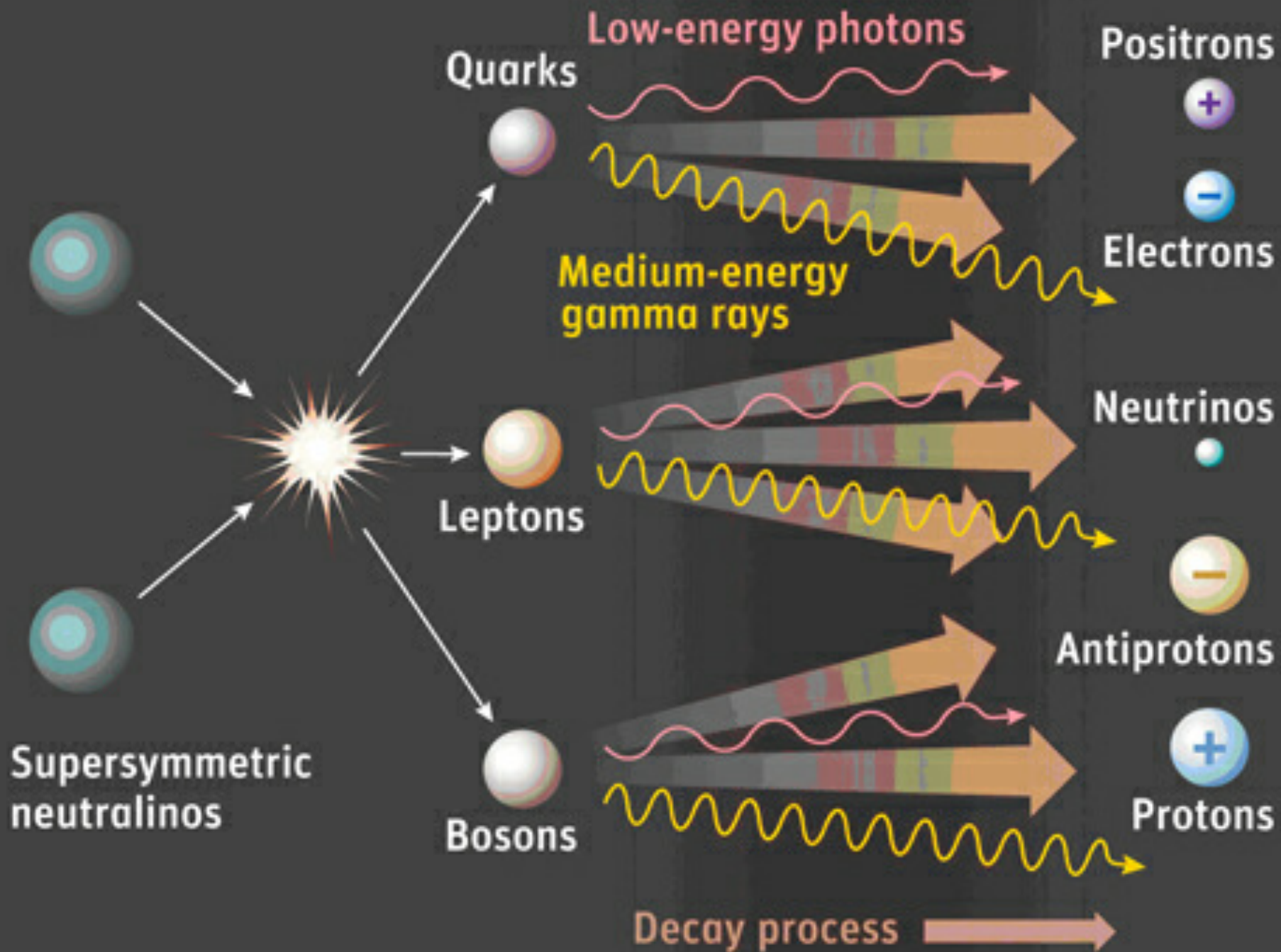
***the earth***

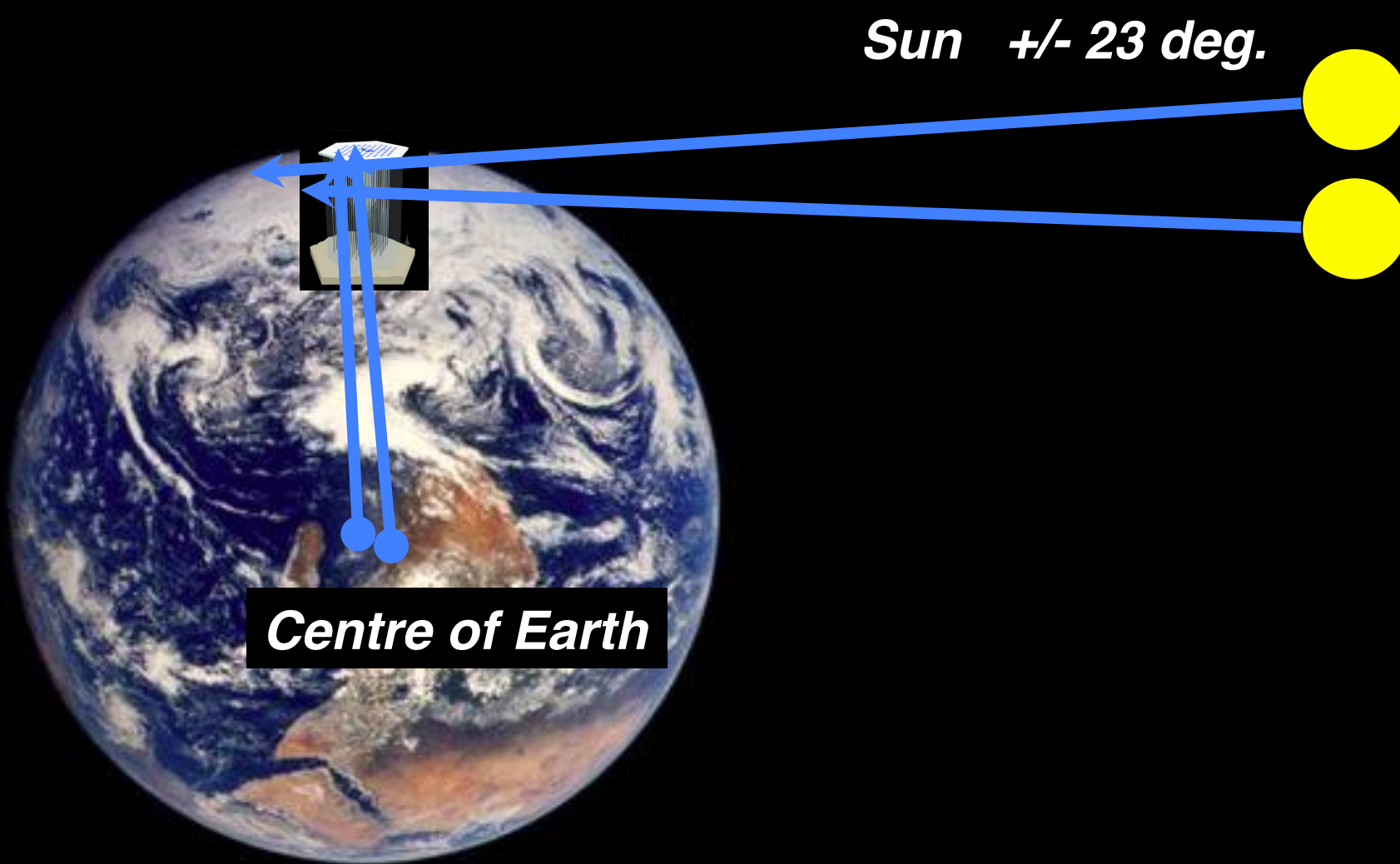
***galactic halo***

***other galaxies***

***Annihilation to neutrinos...***









# Search for Dark Matter Annihilations in the Sun with the 79-String IceCube Detector

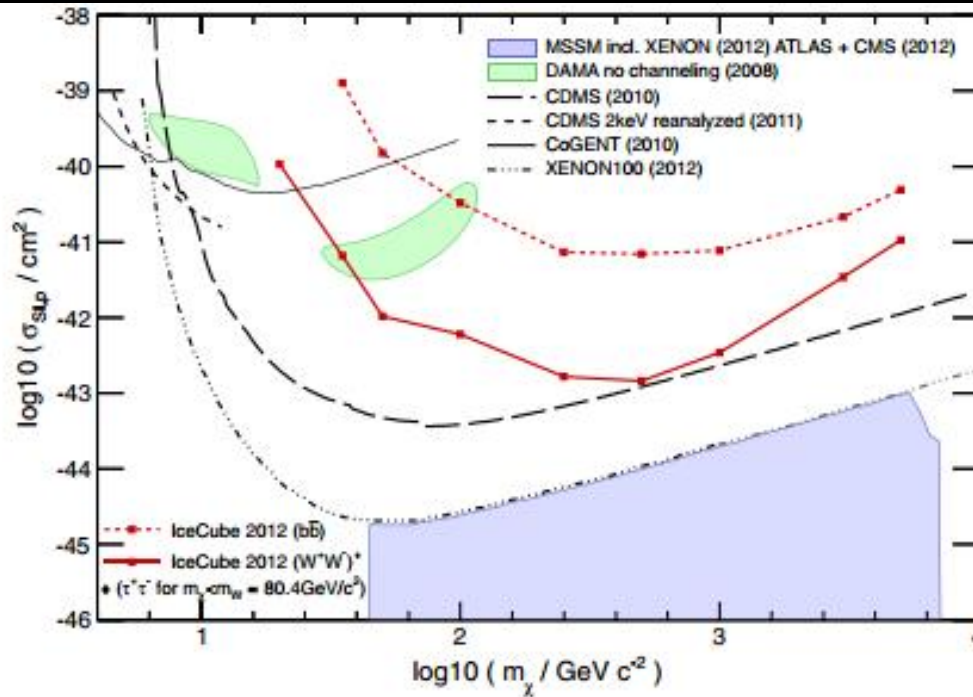
We have performed a search for muon neutrinos from dark matter annihilation in the center of the Sun with the 79-string configuration of the IceCube neutrino telescope. For the first time, the DeepCore subarray is included in the analysis, lowering the energy threshold and extending the search to the austral summer. The 317 days of data collected between June 2010 and May 2011 are consistent with the expected background from atmospheric muons and neutrinos. Upper limits are set on the dark matter annihilation rate, with conversions to limits on spin-dependent and spin-independent scattering cross sections of weakly interacting massive particles (WIMPs) on protons, for WIMP masses in the range 20–5000 GeV/ $c^2$ . These are the most stringent spin-dependent WIMP-proton cross section limits to date above 35 GeV/ $c^2$  for most WIMP models.

TABLE I. Results from the combination of the three independent datasets. Upper 90% limits on the number of signal events  $\mu_s^{90}$ , the WIMP annihilation rate in the Sun  $\Gamma_A$ , the muon flux  $\Phi_\mu$  and neutrino flux  $\Phi_\nu$ , and the WIMP-proton scattering cross-sections (spin-independent,  $\sigma_{SI,p}$ , and spin-dependent,  $\sigma_{SD,p}$ ), at the 90% confidence level including systematic errors. The sensitivity  $\bar{\Phi}_\mu$  (see text) is shown for comparison.

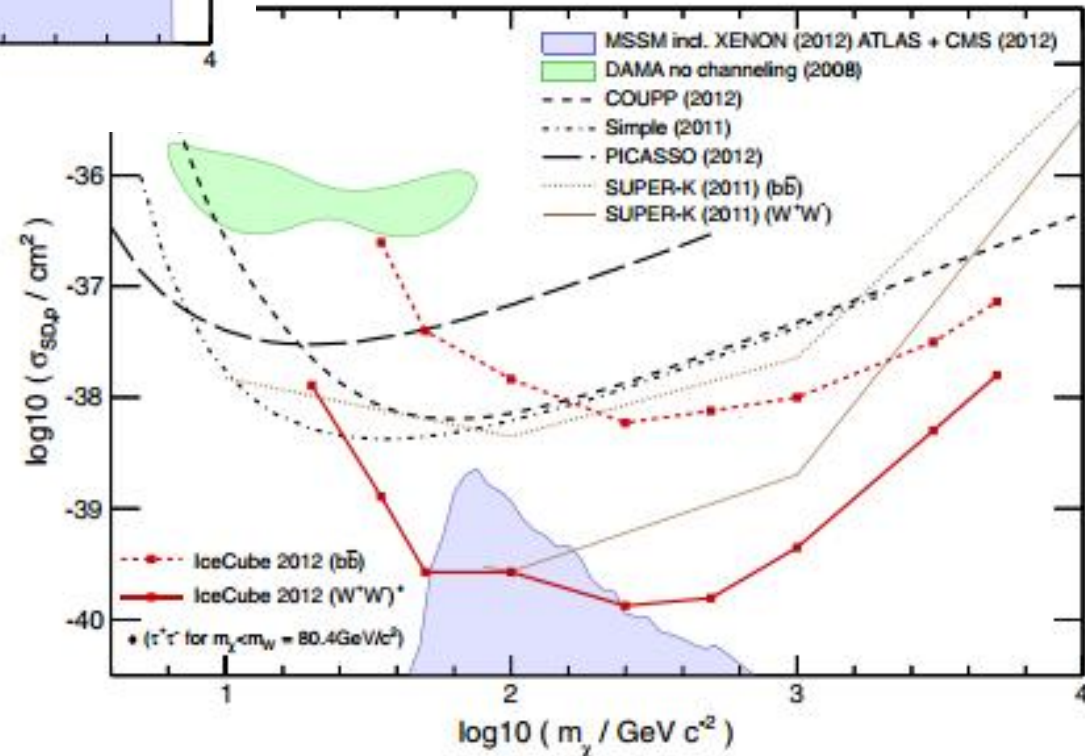
$m_\chi$ (GeV/ $c^2$ )	Channel	$\mu_s^{90}$	$\Gamma_A$ ( $s^{-1}$ )	$\bar{\Phi}_\mu$ ( $\text{km}^{-2}\text{y}^{-1}$ )	$\Phi_\mu$ ( $\text{km}^{-2}\text{y}^{-1}$ )	$\Phi_\nu$ ( $\text{km}^{-2}\text{y}^{-1}$ )	$\sigma_{SI,p}$ ( $\text{cm}^2$ )	$\sigma_{SD,p}$ ( $\text{cm}^2$ )
20	$\tau^+\tau^-$	162	$2.46 \times 10^{25}$	$5.26 \times 10^4$	$9.27 \times 10^4$	$2.35 \times 10^{15}$	$1.08 \times 10^{-40}$	$1.29 \times 10^{-38}$
35	$\tau^+\tau^-$	70.2	$1.03 \times 10^{24}$	$1.03 \times 10^4$	$1.21 \times 10^4$	$1.02 \times 10^{14}$	$6.59 \times 10^{-42}$	$1.28 \times 10^{-39}$
35	$b\bar{b}$	128	$1.99 \times 10^{26}$	$5.63 \times 10^4$	$1.04 \times 10^5$	$6.29 \times 10^{15}$	$1.28 \times 10^{-39}$	$2.49 \times 10^{-37}$
50	$\tau^+\tau^-$	19.6	$1.20 \times 10^{23}$	$4.82 \times 10^3$	$2.84 \times 10^3$	$1.17 \times 10^{13}$	$1.03 \times 10^{-42}$	$2.70 \times 10^{-40}$
50	$b\bar{b}$	55.2	$1.75 \times 10^{25}$	$2.06 \times 10^4$	$1.80 \times 10^4$	$5.64 \times 10^{14}$	$1.51 \times 10^{-40}$	$3.96 \times 10^{-38}$
100	$W^+W^-$	16.8	$3.35 \times 10^{22}$	$1.49 \times 10^3$	$1.19 \times 10^3$	$1.23 \times 10^{12}$	$6.01 \times 10^{-43}$	$2.68 \times 10^{-40}$
100	$b\bar{b}$	28.9	$1.82 \times 10^{24}$	$7.57 \times 10^3$	$5.91 \times 10^3$	$6.34 \times 10^{13}$	$3.30 \times 10^{-41}$	$1.47 \times 10^{-38}$
250	$W^+W^-$	29.9	$2.85 \times 10^{21}$	$3.04 \times 10^2$	$4.15 \times 10^2$	$9.72 \times 10^{10}$	$1.67 \times 10^{-43}$	$1.34 \times 10^{-40}$
250	$b\bar{b}$	19.8	$1.27 \times 10^{23}$	$1.85 \times 10^3$	$1.45 \times 10^3$	$4.59 \times 10^{12}$	$7.37 \times 10^{-42}$	$5.90 \times 10^{-39}$
500	$W^+W^-$	25.2	$8.57 \times 10^{20}$	$1.46 \times 10^2$	$2.23 \times 10^2$	$2.61 \times 10^{10}$	$1.45 \times 10^{-43}$	$1.57 \times 10^{-40}$
500	$b\bar{b}$	30.6	$4.12 \times 10^{22}$	$8.53 \times 10^2$	$1.02 \times 10^3$	$1.52 \times 10^{12}$	$6.98 \times 10^{-42}$	$7.56 \times 10^{-39}$
1000	$W^+W^-$	23.4	$6.13 \times 10^{20}$	$1.19 \times 10^2$	$1.85 \times 10^2$	$1.62 \times 10^{10}$	$3.46 \times 10^{-43}$	$4.48 \times 10^{-40}$
1000	$b\bar{b}$	30.4	$1.39 \times 10^{22}$	$4.33 \times 10^2$	$5.99 \times 10^2$	$5.23 \times 10^{11}$	$7.75 \times 10^{-42}$	$1.00 \times 10^{-38}$
3000	$W^+W^-$	22.2	$7.79 \times 10^{20}$	$1.09 \times 10^2$	$1.66 \times 10^2$	$1.65 \times 10^{10}$	$3.44 \times 10^{-42}$	$5.02 \times 10^{-39}$
3000	$b\bar{b}$	26.1	$4.88 \times 10^{21}$	$2.52 \times 10^2$	$3.47 \times 10^2$	$1.89 \times 10^{11}$	$2.17 \times 10^{-41}$	$3.16 \times 10^{-38}$
5000	$W^+W^-$	22.8	$8.79 \times 10^{20}$	$1.01 \times 10^2$	$1.58 \times 10^2$	$1.77 \times 10^{10}$	$1.06 \times 10^{-41}$	$1.59 \times 10^{-38}$
5000	$b\bar{b}$	26.4	$6.50 \times 10^{20}$	$2.21 \times 10^2$	$3.26 \times 10^2$	$1.63 \times 10^{11}$	$4.89 \times 10^{-41}$	$7.29 \times 10^{-38}$

*Limits on capture cross sections*

*Spin-independent*



*Spin-dependent*



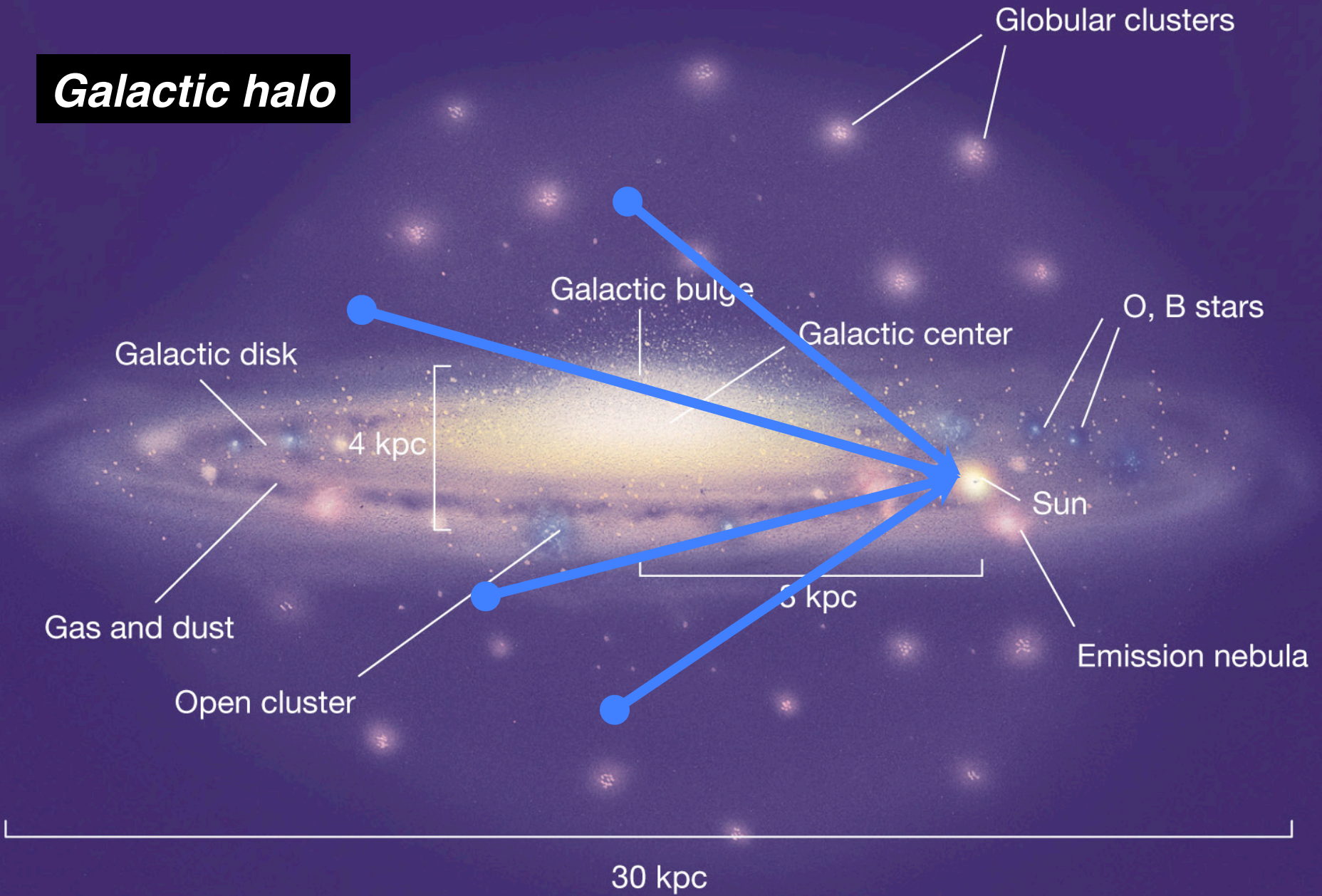
# IceCube search for dark matter annihilation in nearby galaxies and galaxy clusters

We present the results of a first search for self-annihilating dark matter in nearby galaxies and galaxy clusters using a sample of high-energy neutrinos acquired in 339.8 days of live time during 2009/10 with the IceCube neutrino observatory in its 59-string configuration. The targets of interest include the Virgo and Coma galaxy clusters, the Andromeda galaxy, and several dwarf galaxies. We obtain upper limits on the cross section as a function of the weakly interacting massive particle mass between 300 GeV and 100 TeV for the annihilation into  $b\bar{b}$ ,  $W^+W^-$ ,  $\tau^+\tau^-$ ,  $\mu^+\mu^-$ , and  $\nu\bar{\nu}$ . A limit derived for the Virgo cluster, when assuming a large effect from subhalos, challenges the weakly interacting massive particle interpretation of a recently observed GeV positron excess in cosmic rays.

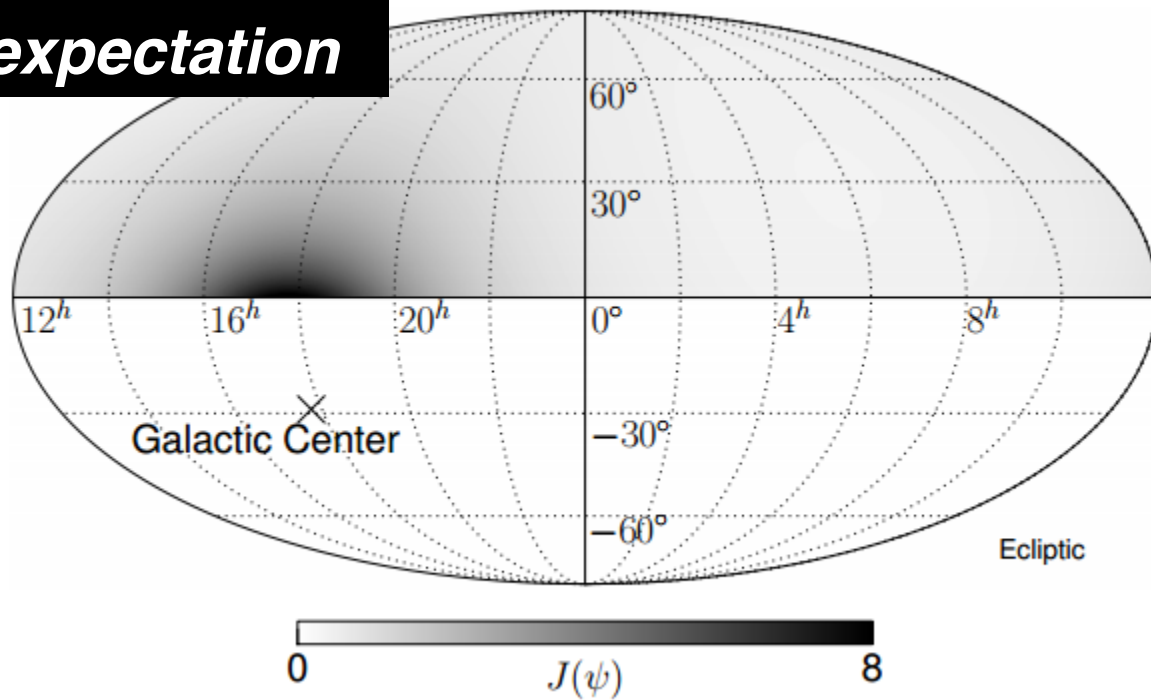
Source	Right ascension	Declination	Distance [kpc]	Mass [ $M_\odot$ ]	$\log_{10} J_{\text{NFW}}$ [ $\text{GeV}^2 \text{cm}^{-5}$ ]	Boost factor
Segue 1	10h 07m 04s	+16°04'55"	23	$1.58 \times 10^7$	$19.6 \pm 0.5$ [40]	Not considered
Ursa Major II	08h 51m 30s	+63°07'48"	32	$1.09 \times 10^7$	$19.6 \pm 0.4$ [40]	Not considered
Coma Berenices	12h 26m 59s	+23°54'15"	44	$0.72 \times 10^7$	$19.0 \pm 0.4$ [40]	Not considered
Draco	17h 20m 12s	+57°54'55"	80	$1.87 \times 10^7$	$18.8 \pm 0.1$ [40]	Not considered
Andromeda	00h 42m 44s	+41°16'09"	778	$6.9 \times 10^{11}$	19.2 [20]*	66
Virgo cluster	12h 30m 49s	+12°23'28"	22300	$6.9 \times 10^{14}$	18.2 [41]*	980
Coma cluster	12h 59m 49s	+27°58'50"	95000	$1.3 \times 10^{15}$	17.1 [41]*	1300

TABLE I. A list of potential astrophysical dark matter targets, their locations [37], distances, and masses [38], as well as  $J_{\text{NFW}}$  factors (see Sec. III) considered in this paper. Boost factors for Andromeda, Coma, and Virgo are applied, when subclusters are taken into account. According to Ref. [39], subclusters in dwarf galaxies do not usefully boost the signal. For the extended Virgo cluster, M87 was used as the central position. \*For Andromeda and the galaxy clusters, no uncertainties are available.

# *Galactic halo*



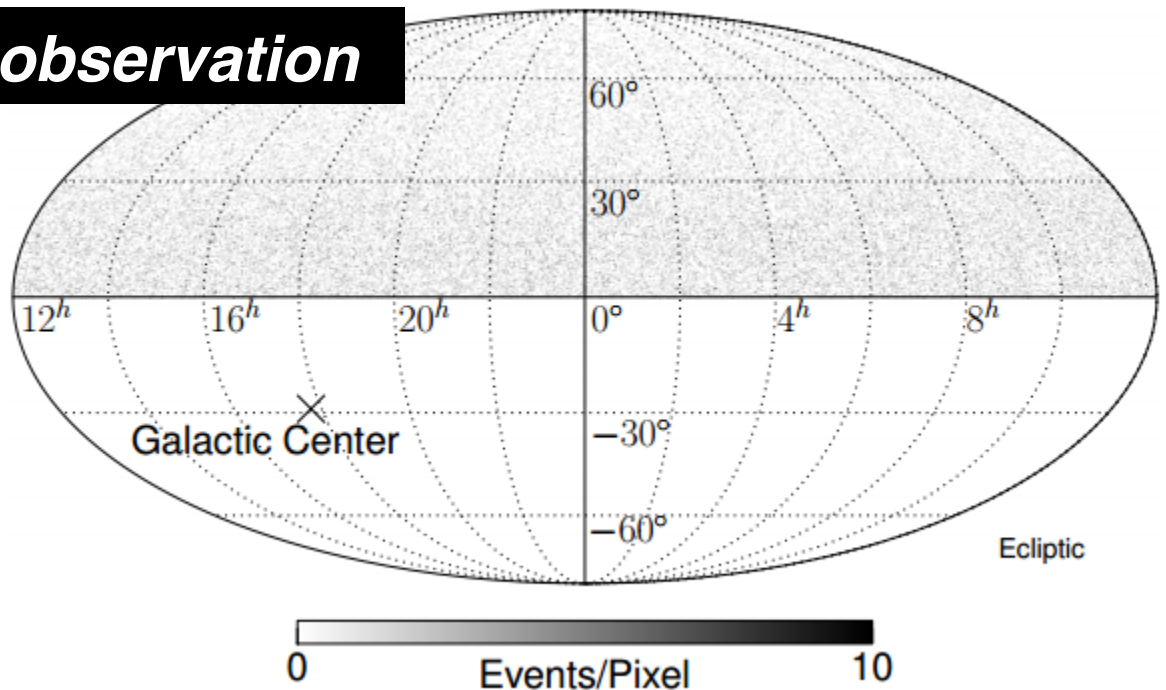
***expectation***


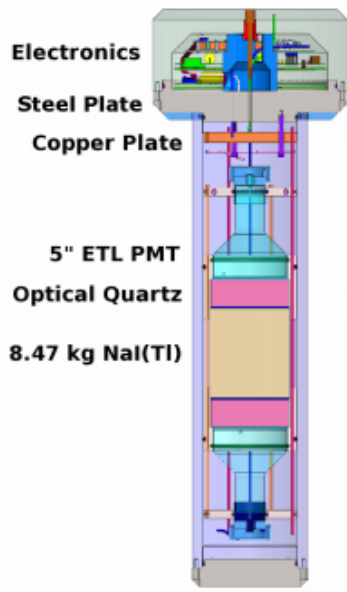


***Power spectrum analysis:***

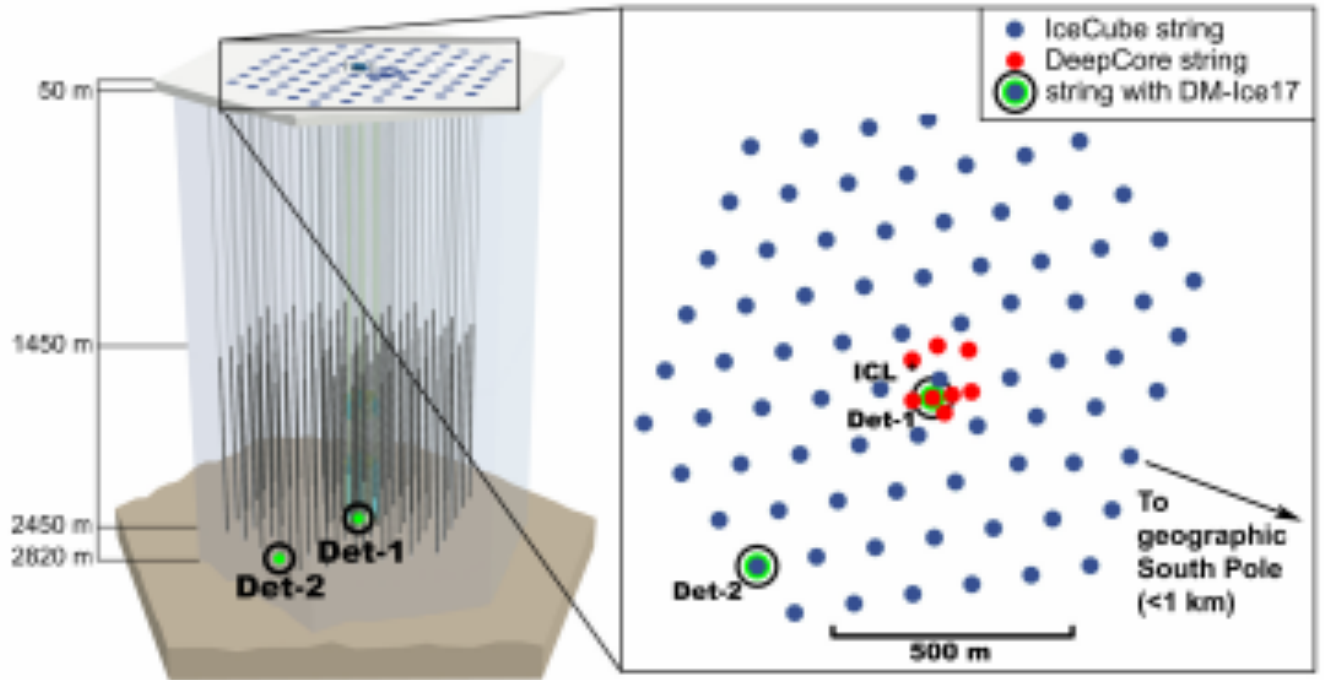
***coefficients mapped to single test statistic for clustering***

***observation***





***DM-Ice:***  
***direct***  
***detection***



## First data from DM-Ice17

J. Cherwinka,<sup>1</sup> D. Grant,<sup>2</sup> F. Halzen,<sup>3</sup> K.M. Heeger,<sup>4</sup> L. Hsu,<sup>5</sup> A.J.F. Hubbard,<sup>3,4</sup> A. Karle,<sup>3</sup>  
M. Kauer,<sup>3,4</sup> V.A. Kudryavtsev,<sup>6</sup> C. Macdonald,<sup>6</sup> R.H. Maruyama,<sup>4,\*</sup> S. Paling,<sup>7</sup> W. Pettus,<sup>3,4</sup>  
Z.P. Pierpoint,<sup>3,4</sup> B.N. Reilly,<sup>3,4</sup> M. Robinson,<sup>6</sup> P. Sandstrom,<sup>3</sup> N.J.C. Spooner,<sup>6</sup> S. Telfer,<sup>6</sup> and L. Yang<sup>8</sup>

(The DM-Ice Collaboration)

<sup>1</sup>*Physical Sciences Laboratory, University of Wisconsin, Stoughton WI, USA*

<sup>2</sup>*Department of Physics, University of Alberta, Edmonton, Alberta, Canada*

<sup>3</sup>*Department of Physics and Wisconsin IceCube Particle Astrophysics Center,  
University of Wisconsin-Madison, Madison, WI, USA*

<sup>4</sup>*Department of Physics, Yale University, New Haven, CT, USA*

<sup>5</sup>*Fermi National Accelerator Laboratory, Batavia, IL, USA*

<sup>6</sup>*Department of Physics and Astronomy, University of Sheffield, Sheffield, UK*

<sup>7</sup>*STFC Boulby Underground Science Facility, Boulby Mine, Cleveland, UK*

<sup>8</sup>*Department of Physics, University of Illinois at Urbana-Champaign, Urbana, IL, USA*

(Dated: August 14, 2014)

We report the first analysis of background data from DM-Ice17, a direct-detection dark matter experiment consisting of 17 kg of NaI(Tl) target material. It was co-deployed with IceCube 2457 m deep in the South Pole glacial ice in December 2010 and is the first such detector operating in the Southern Hemisphere. The background rate in the 6.5–8.0 keV<sub>ee</sub> region is measured to be  $7.9 \pm 0.4$  counts/day/keV/kg. This is consistent with the expected background from the detector assemblies with negligible contributions from the surrounding ice. The successful deployment and operation of DM-Ice17 establishes the South Pole ice as a viable location for future underground, low-background experiments in the Southern Hemisphere. The detector assembly and deployment are described here, as well as the analysis of the DM-Ice17 backgrounds based on data from the first two years of operation after commissioning, July 2011–June 2013.

[arxiv.org/pdf/1401.4804v2.pdf](https://arxiv.org/pdf/1401.4804v2.pdf)

Atmospheric  
neutrinos at Earth

pions,  
kaons

Laboratory for particle physics:

beam : cosmic rays  
target: atmosphere

detector: IceCube  
extensive air showers  
muons and neutrinos

Use: Enberg Reno Sarcevic (ERS)

cosmic rays

$$\Phi \sim E^{-2.7}$$

$\nu_e$

conventional

$$\Phi \sim C \cdot E^{-3.7}$$

$\nu_{\mu}$

$$\Phi \sim \rho \cdot E^{-2.7}$$

$$\Phi \sim \rho \cdot E^{-2.7}$$

$\pi^+$

$D^+$

D's -

charm

$\mu^+$

$\pi^+$

$K^0$



Atmospheric  
neutrinos at Earth

pions,  
kaons

Laboratory for particle physics:

cosmic rays

$$\Phi \sim E^{-2.7}$$

BSM effects with neutrinos:

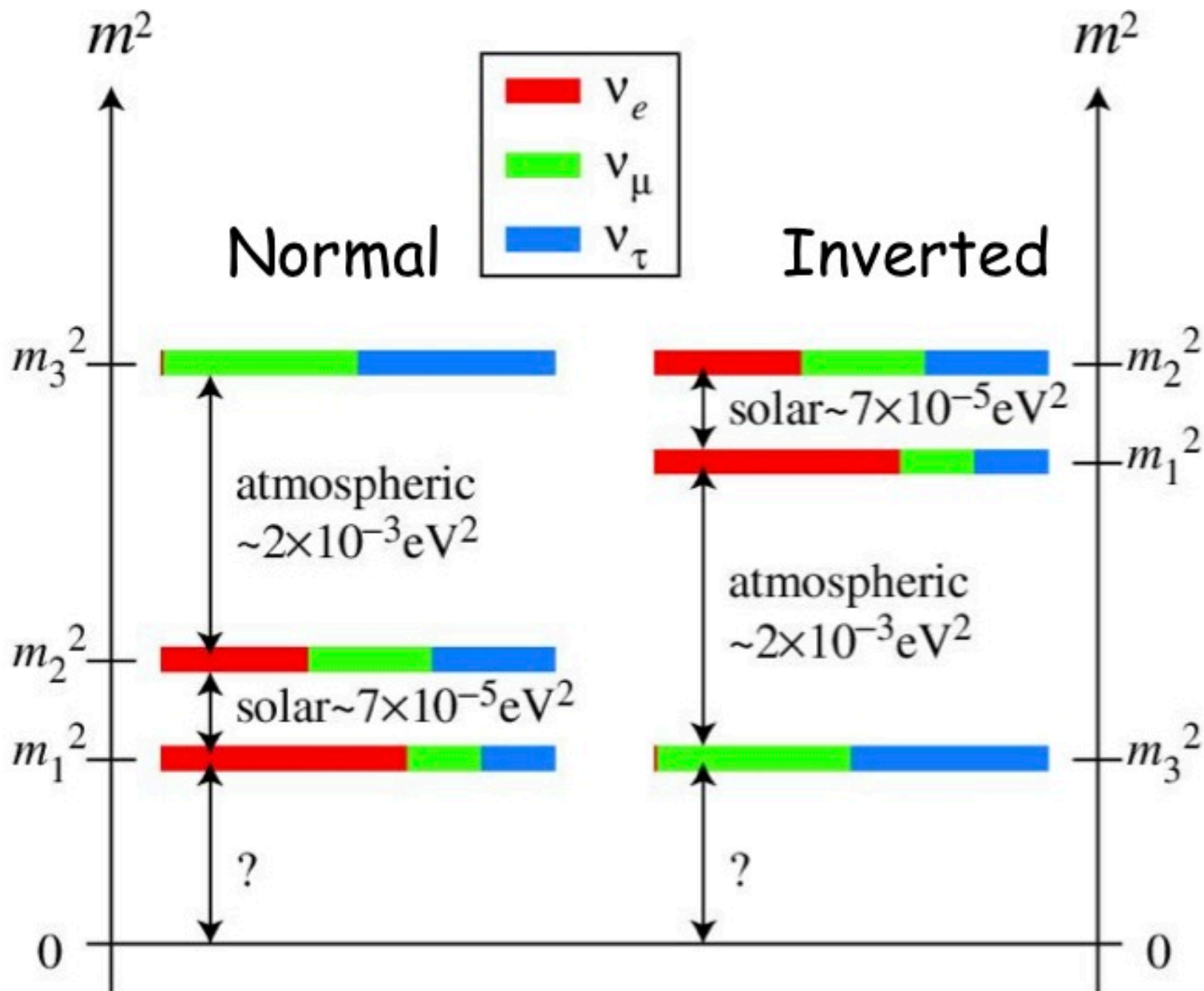
Oscillations

Sterile neutrinos

Lorentz Invariance Violations

Use: Enberg Reno Sarcevic (ERS)

Mass eigenstates not same as flavour eigenstates  $\rightarrow$  neutrinos change flavour



# Mass eigenstates not same as flavour eigenstates → neutrinos change flavour

## > Neutrinos have peculiar properties

- Massive, but not too massive
- Different masses, but not too different\*
- Mixed, almost maximally mixed

## Neutrino oscillations

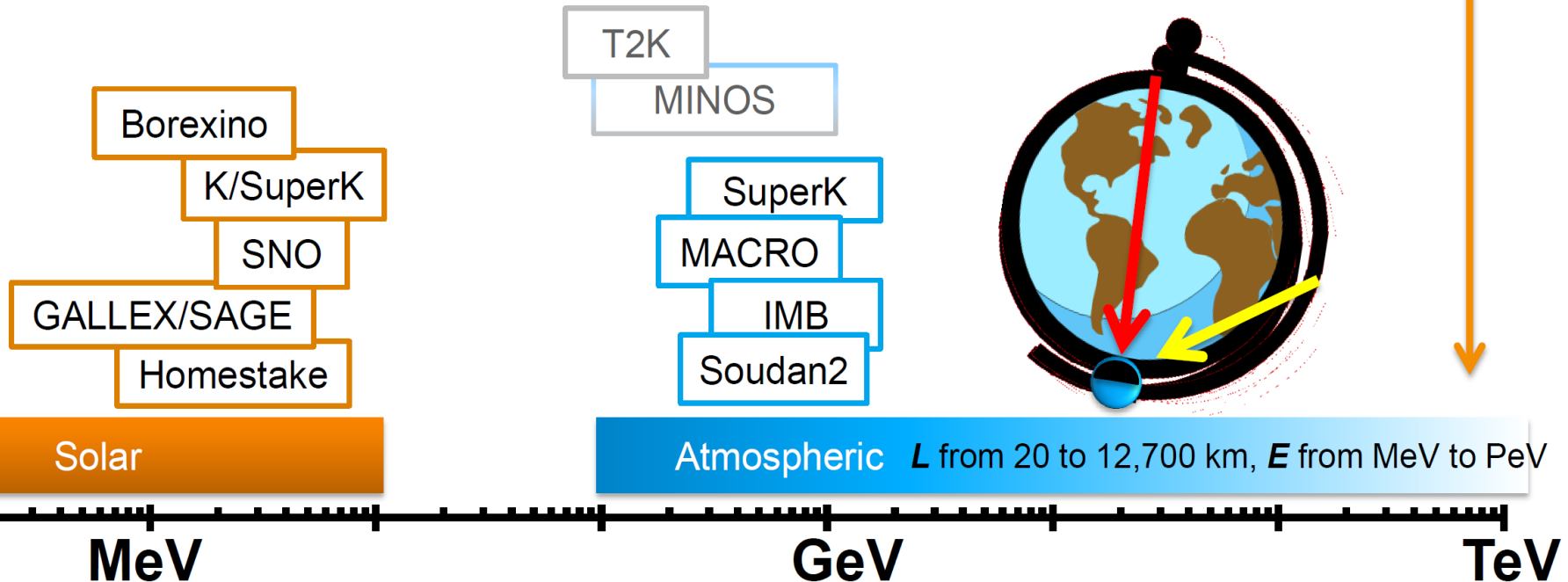
Described by a sum of factors of the form

$$P(\nu_\alpha \rightarrow \nu_\beta) = \sin^2(2\theta) \sin^2(1.27\Delta m^2 L/E)$$

3+2+1 physics parameters

## > Nature has been kind to us

- Naturally occurring neutrinos as a probe for oscillations (solar, atmospheric)



# Mass eigenstates not same as flavour eigenstates → neutrinos change flavour

## > Neutrinos have peculiar properties

- Massive, but not too massive
- Different masses, but not too different\*
- Mixed, almost maximally mixed

## Neutrino oscillations

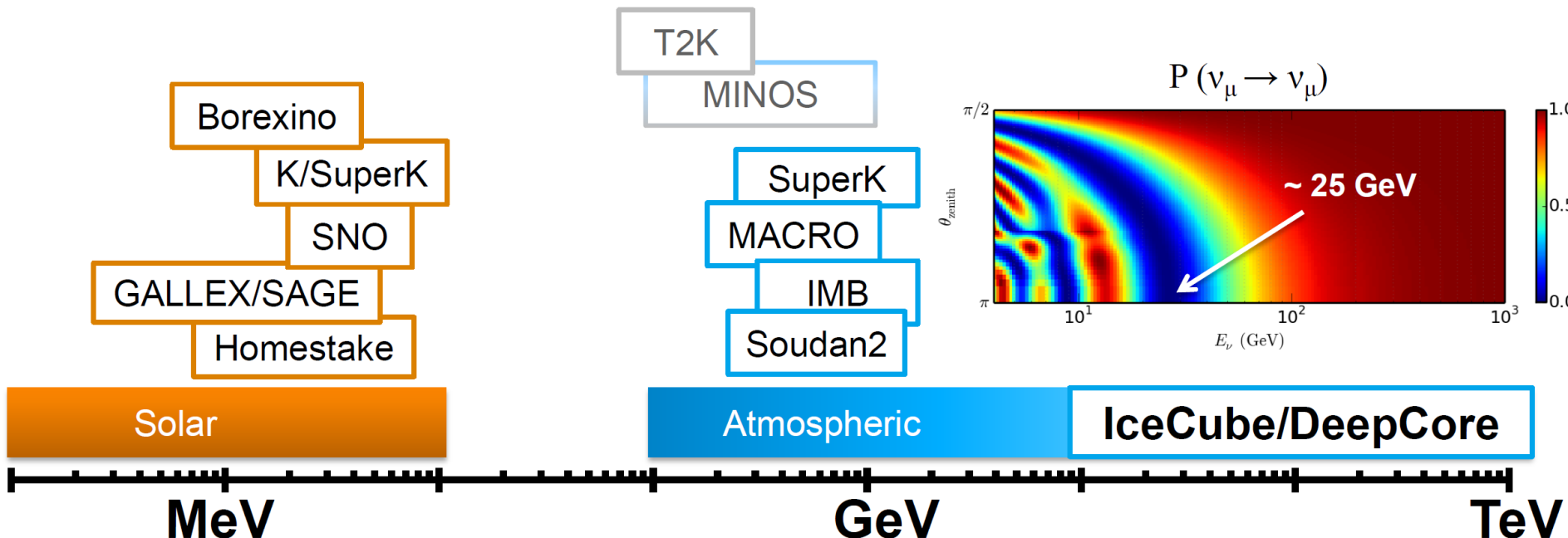
Described by a sum of factors of the form

$$P(\nu_\alpha \rightarrow \nu_\beta) = \sin^2(2\theta) \sin^2(1.27\Delta m^2 L/E)$$

3+2+1 physics parameters

## > Nature has been kind to us

- Naturally occurring neutrinos as a probe for oscillations (solar, atmospheric)



# Mass eigenstates not same as flavour eigenstates → neutrinos change flavour

> Neutrinos have peculiar properties

- Massive, but not too massive
- Different masses, but not too different\*
- Mixed, almost maximally mixed

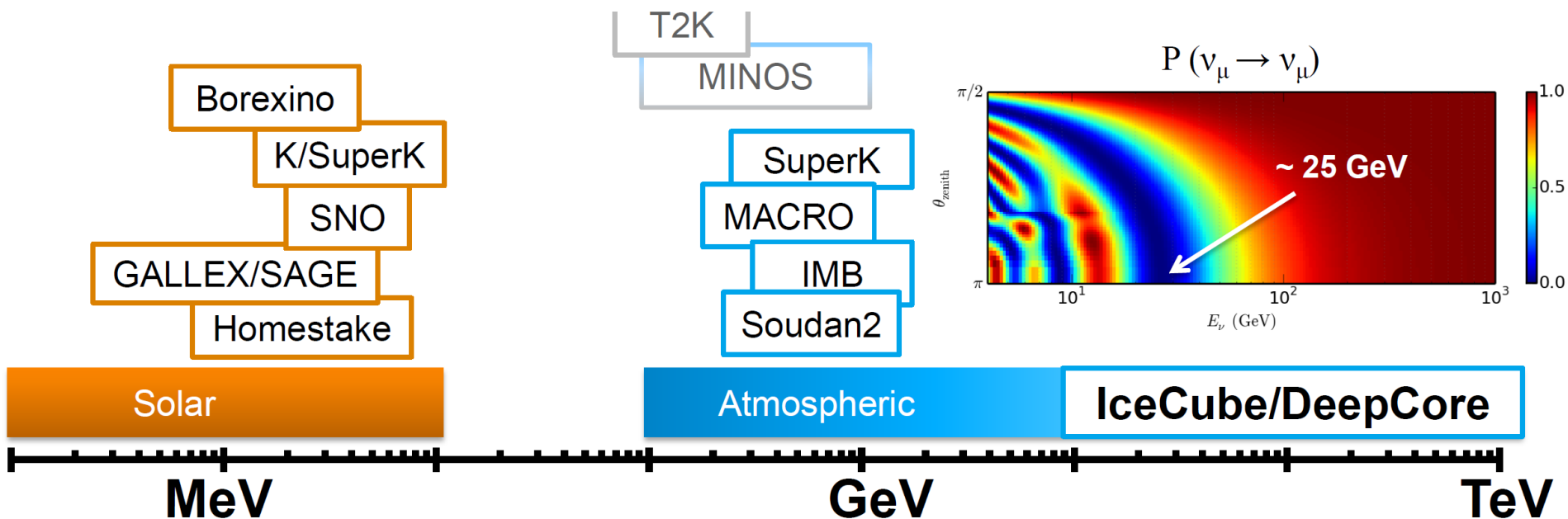
Neutrino oscillations

Described by a sum of factors of the form

$$P(\nu_\alpha \rightarrow \nu_\beta) = \sin^2(2\theta) \sin^2(1.27\Delta m^2 L/E)$$


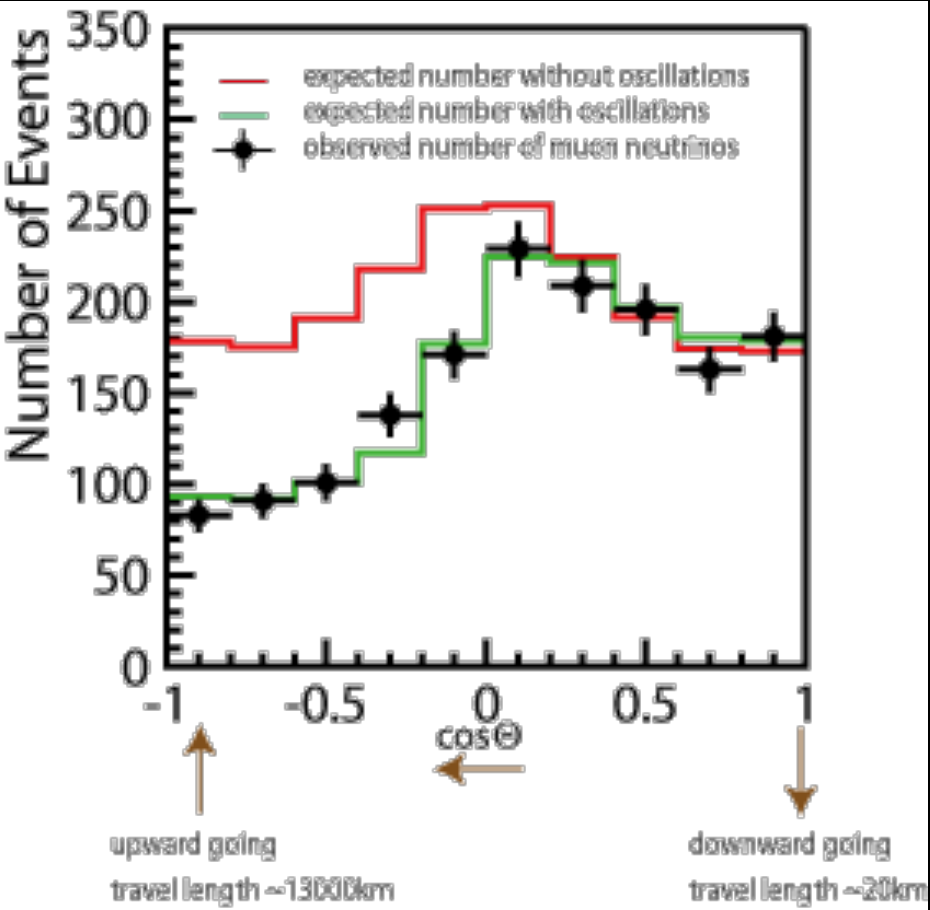
3+2+1 physics parameters

$$P(\nu_\mu \rightarrow \nu_\mu) \simeq 1 - \sin^2(2\theta_{23}) \sin^2\left(1.27 \Delta m_{32}^2 L/E\right)$$

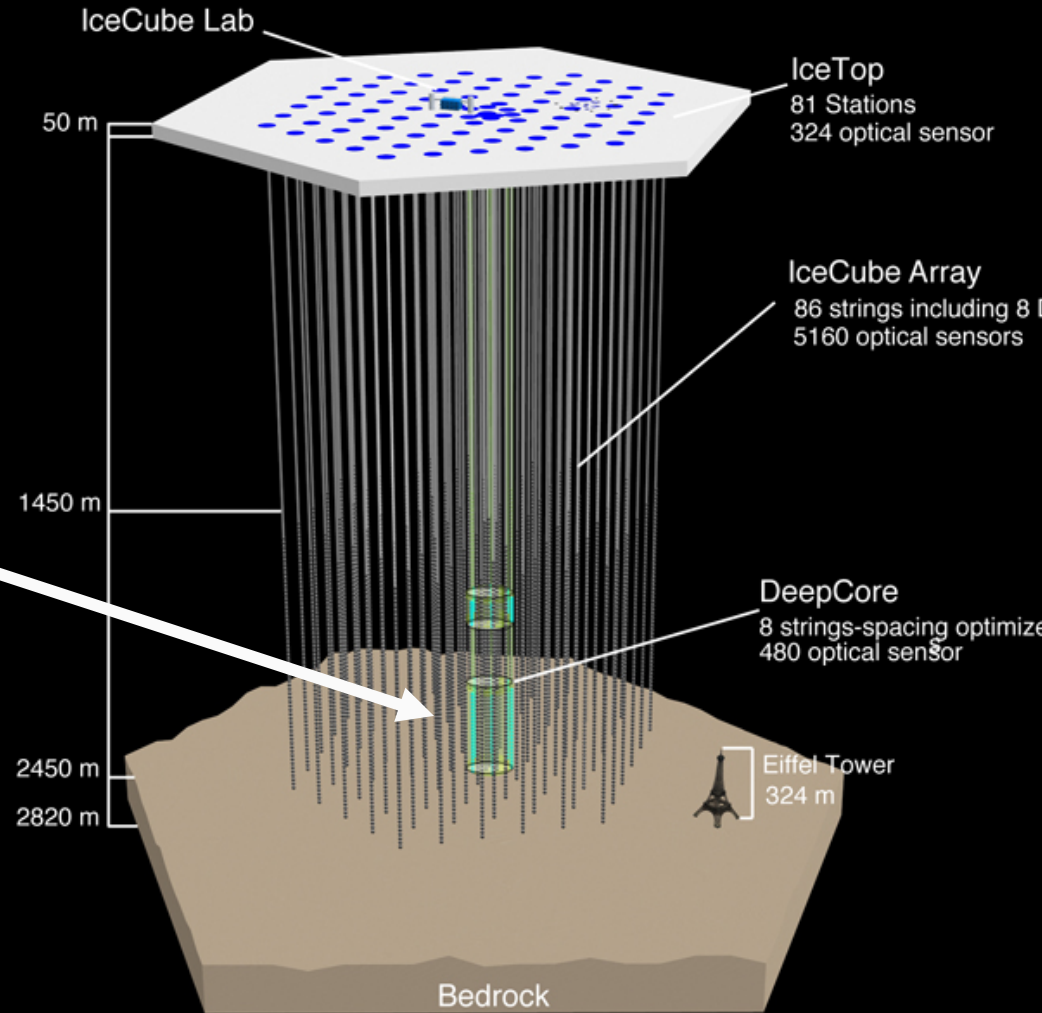


# Super Kamiokande

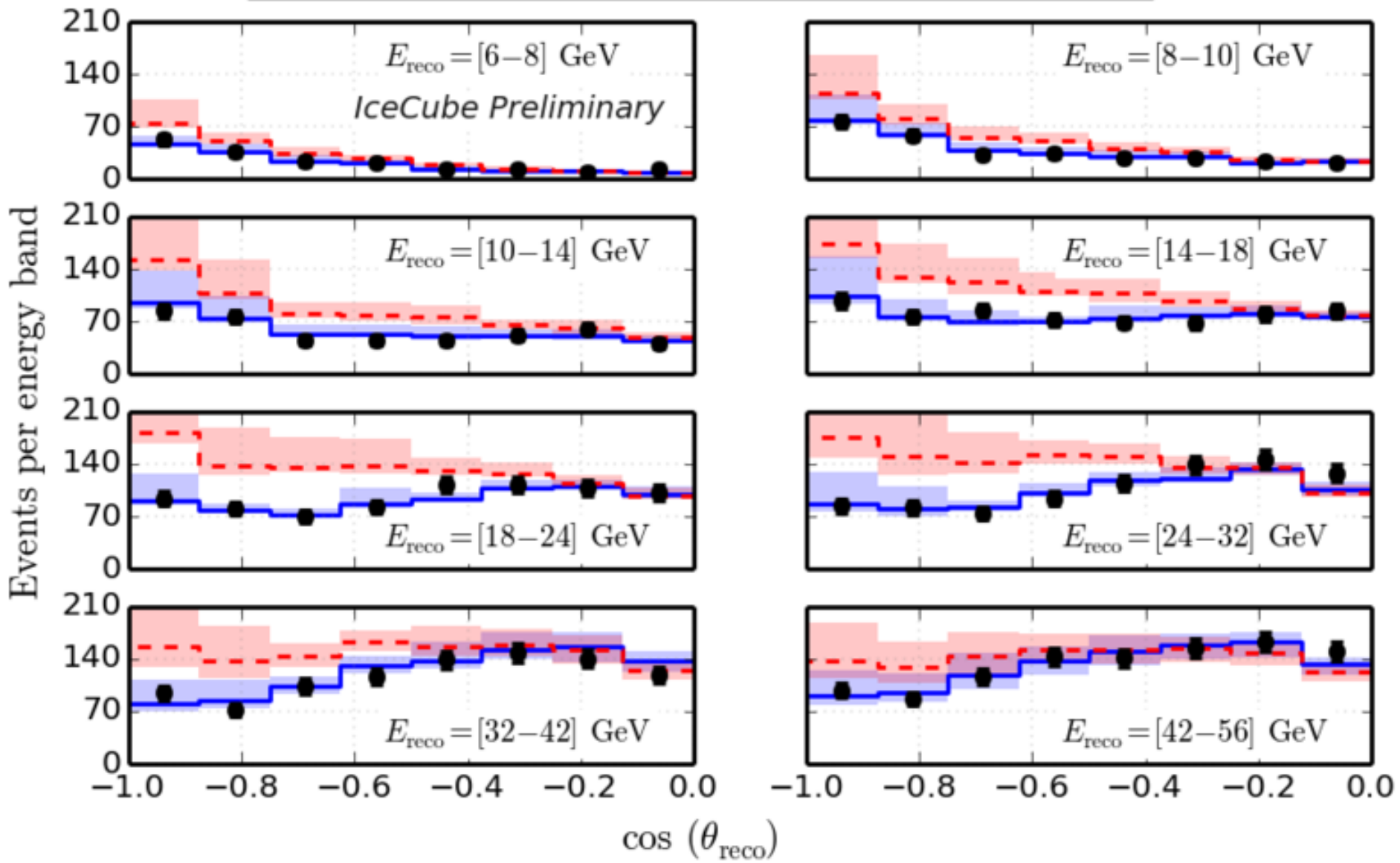
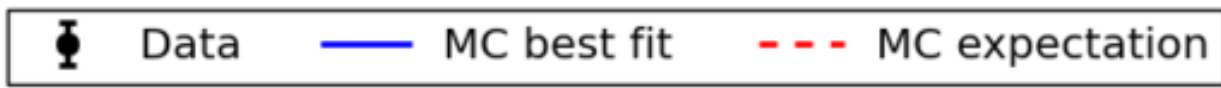
## Muon-neutrino disappearance (to tau-neutrinos)



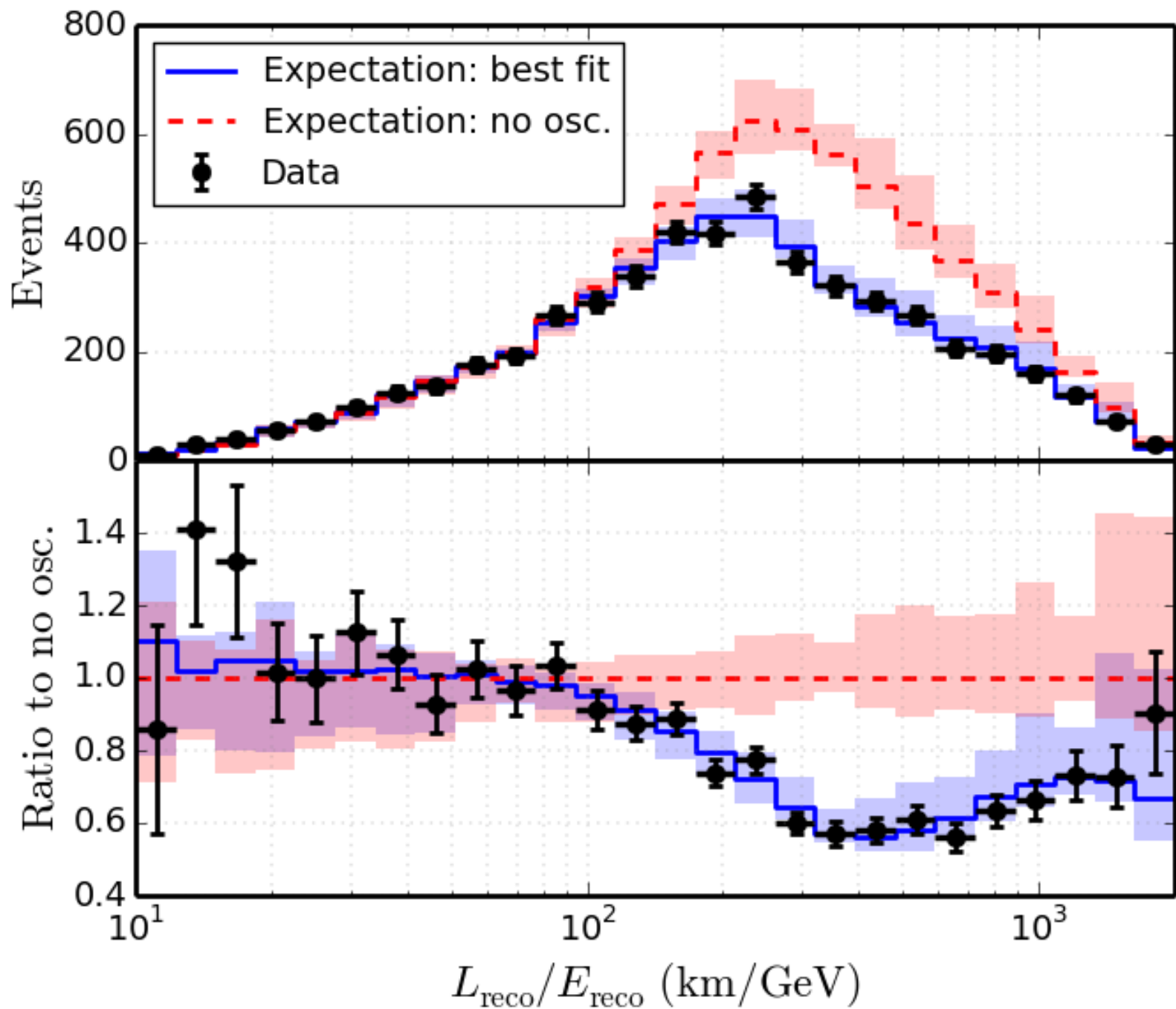
# IceCube

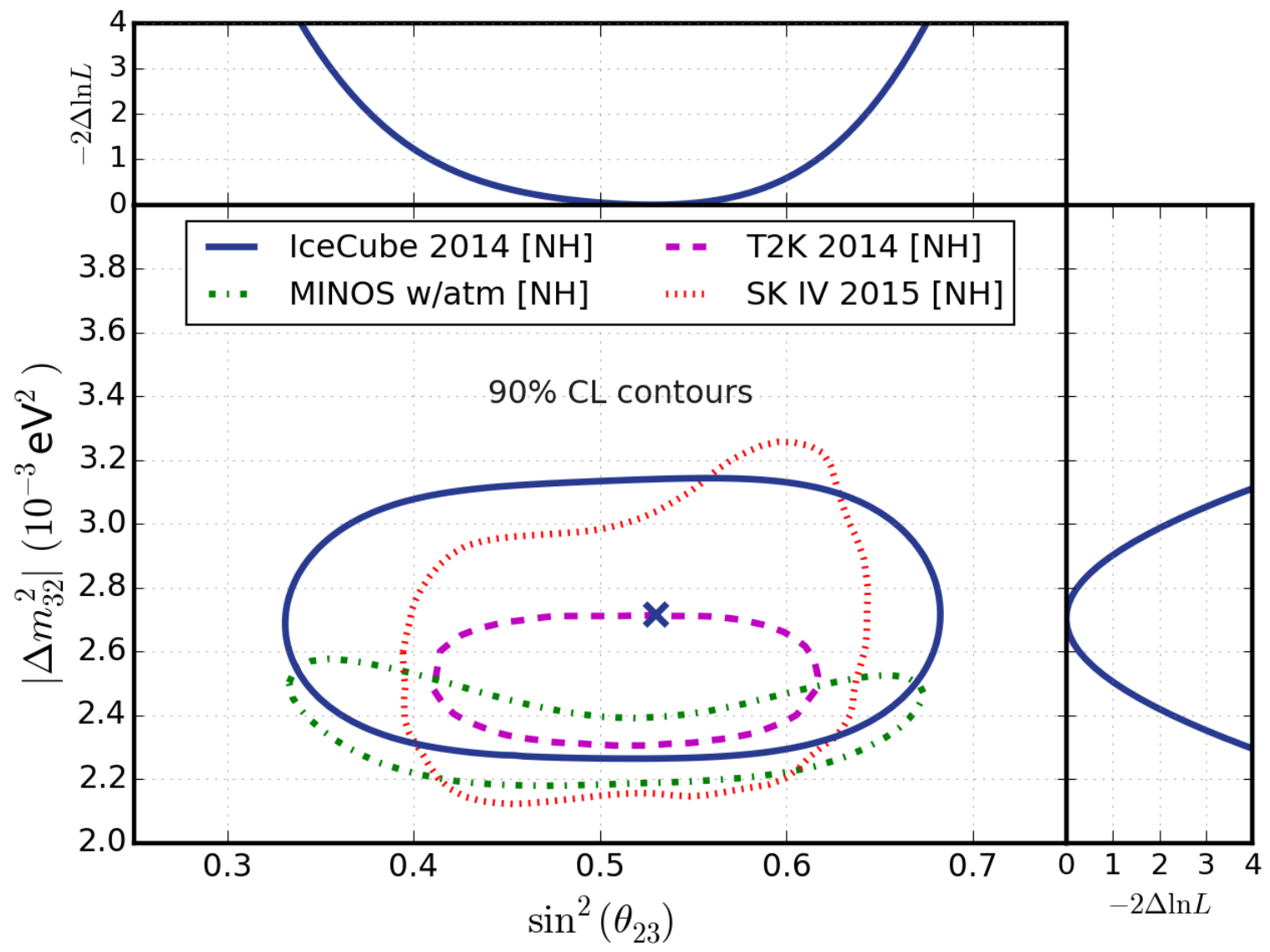


**DeepCore:**  
**sensitive to**  
**low energy neutrinos**



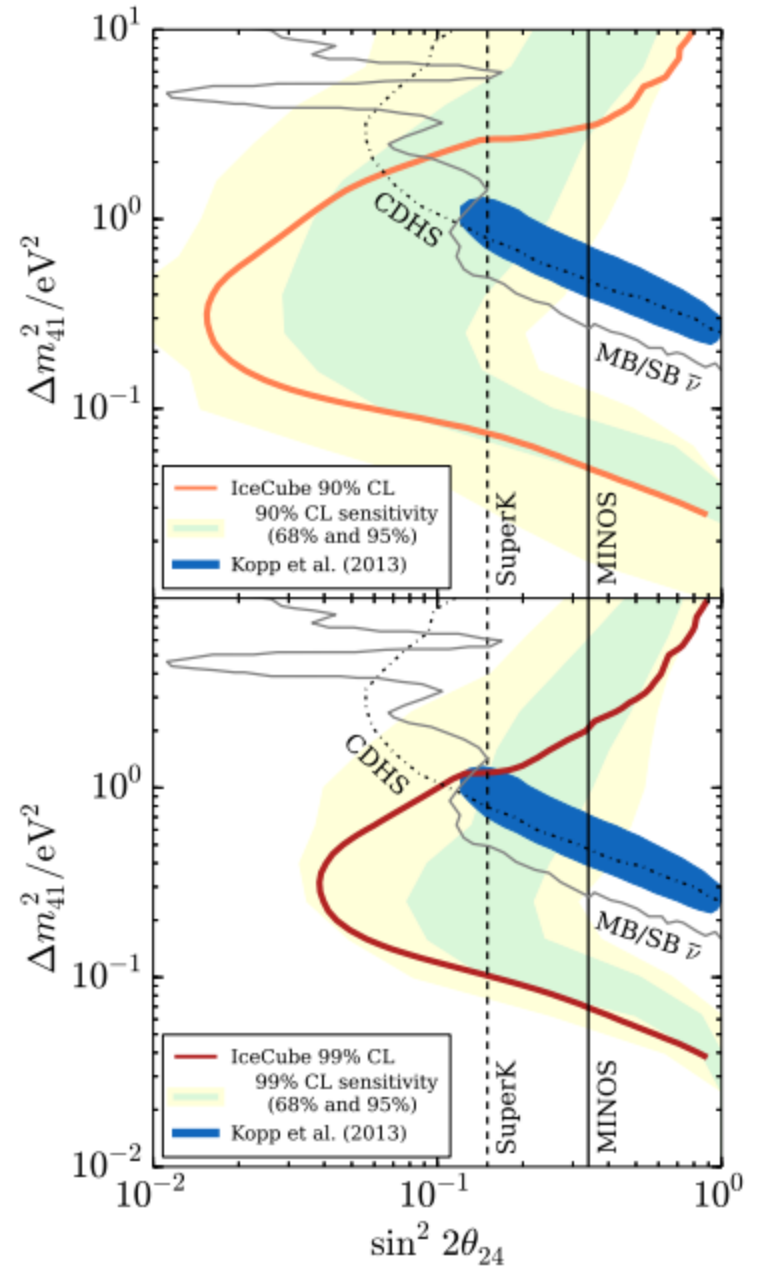
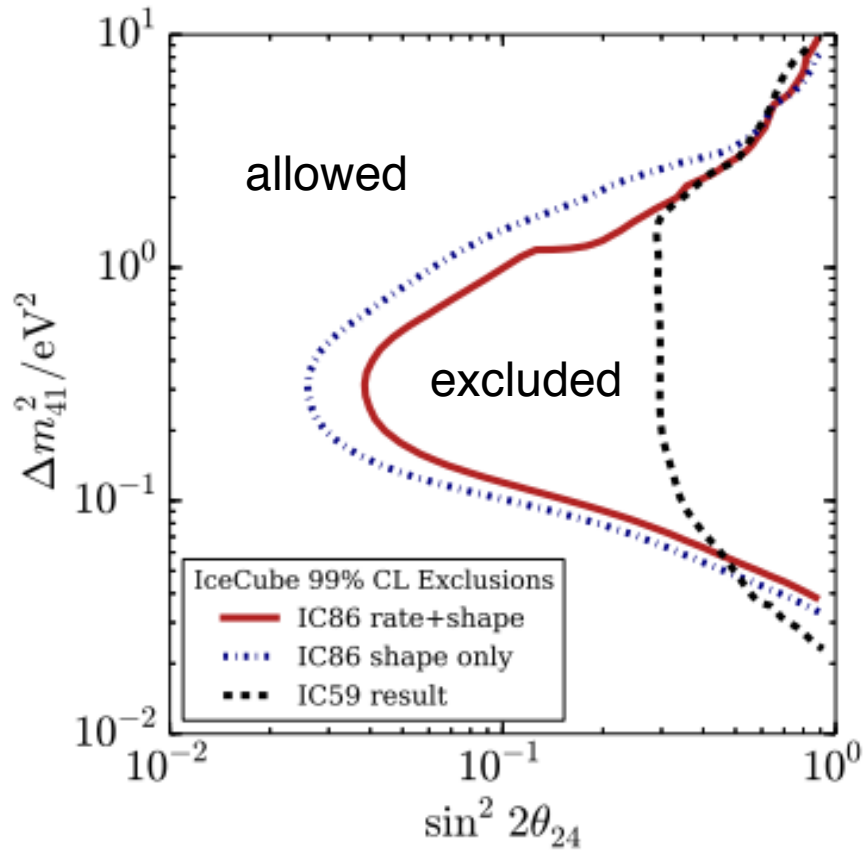






# Sterile neutrinos :

look for disappearance of atmospheric neutrinos  
(beyond standard oscillation)



IceCube has taken the first steps towards high-energy neutrino astronomy:

Where and how are these neutrinos produced?

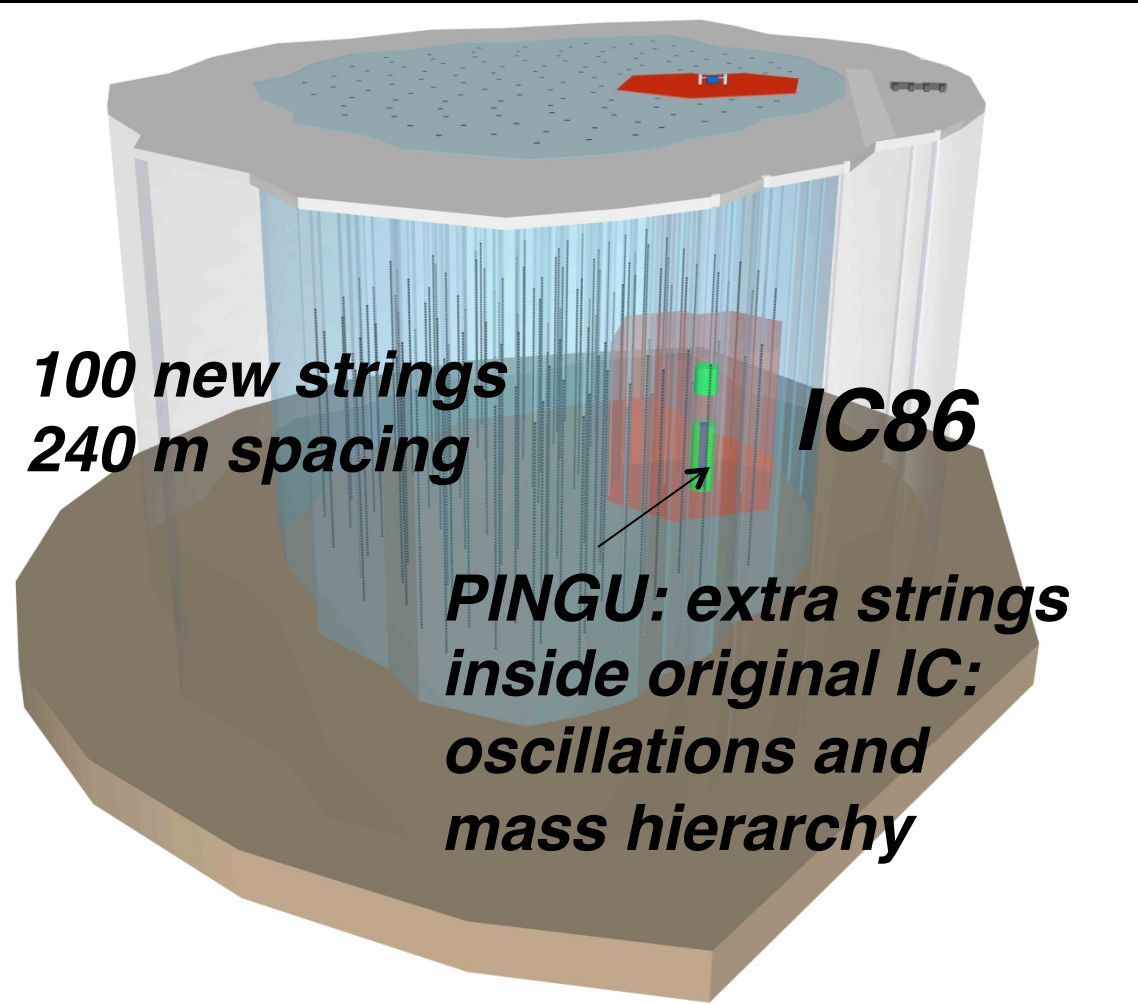
*IceCube-GenTwo collaboration formed*

*High energy extensions – increase volume for muons and cascades*

*Surface vetoes – improve ability to see downward (esp. throughgoing) astrophysical neutrinos*

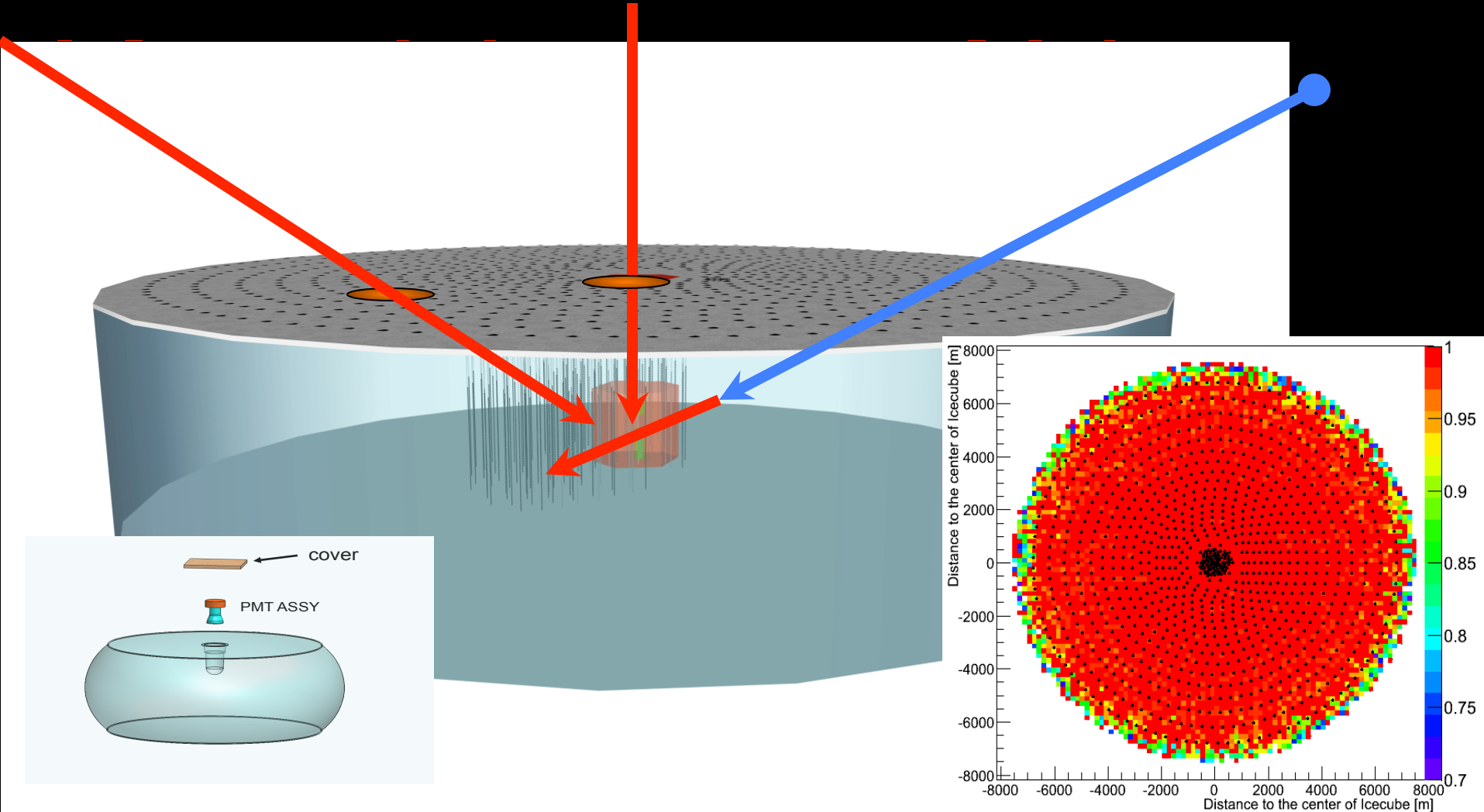
*PINGU – oscillations and mass hierarchy*

***High energy extensions – increase volume for muons and cascades with more strings***



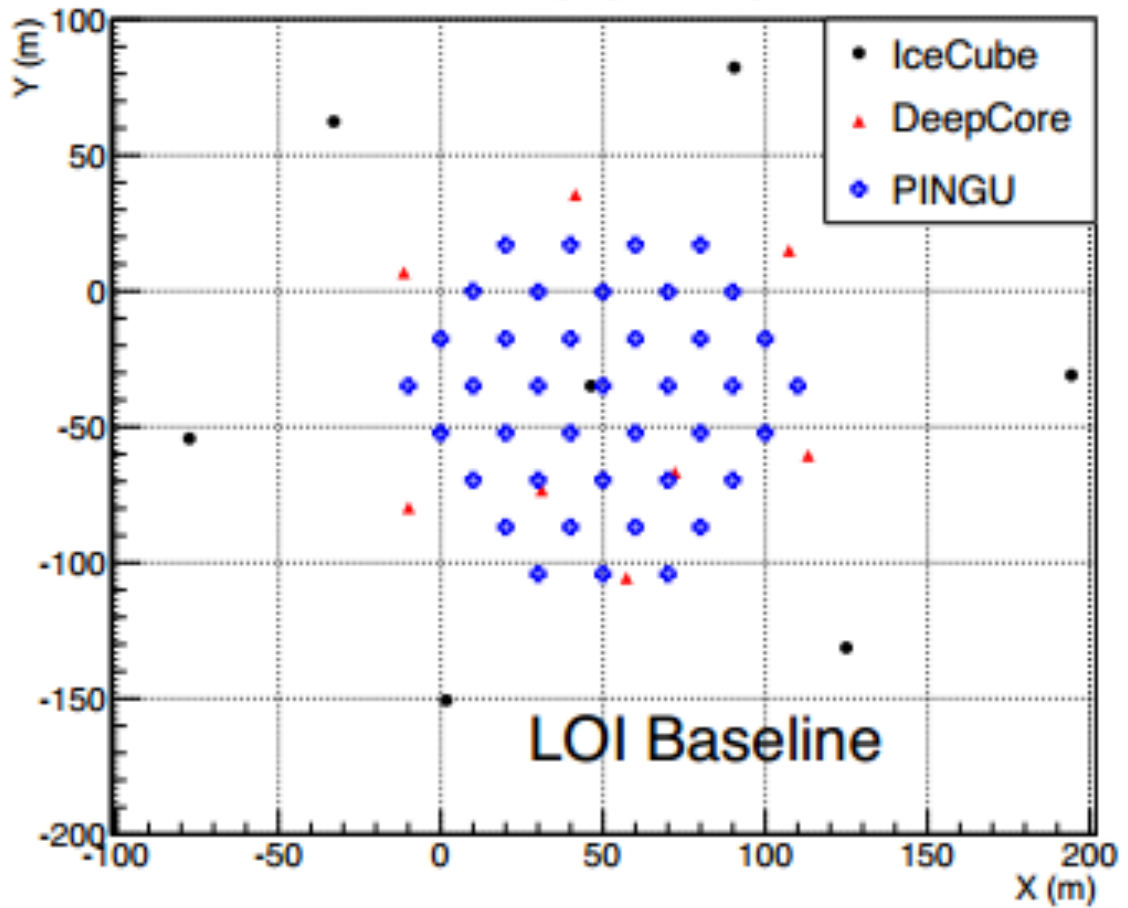
1 PeV (cosmic primary) veto: reject most atmospheric muon  
AND neutrino background above 100 TeV.

An efficient surface veto, 100 km<sup>2</sup>, for 3–5 sr background  
free cosmic muon neutrino and some shower detection

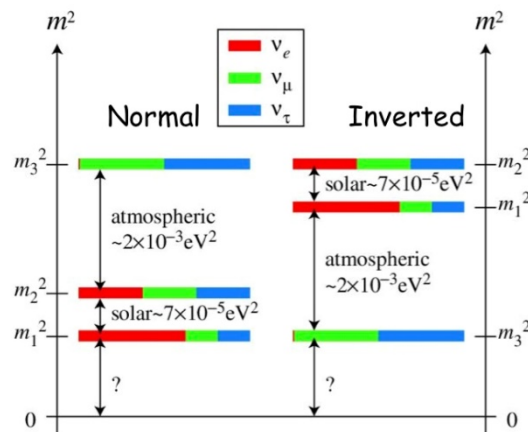




PRECISION ICECUBE NEXT GENERATION UPGRADE



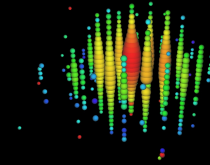
**Measure the neutrino mass hierarchy: subtle change to energy vs arrival direction of atmospheric neutrinos**



**40 strings  
96 DOMs per string  
3m spacing**

# IceCube has taken the first steps towards high-energy neutrino astronomy:

- diffuse flux:  $\Phi = 10^{-8} E^{-2} \text{ GeV}^{-1} \text{ cm}^{-2} \text{ s}^{-1} \text{ sr}^{-1}$  (1:1:1 flavour)
- contained vertex ( $7\sigma$ ), upgoing muons ( $>5\sigma$ )
- atmospheric prompt origin strongly rejected
- lack of correlation with galactic plane, and events at high galactic latitudes may suggest extra-galactic origin
- many theoretical speculations and attempts to correlate with sources have been proposed



## proposal for a next generation detector

- increased in-ice volume
- enhanced surface veto
- PINGU

