

An update to C12-21-004:
Semi-Inclusive Deep Inelastic Scattering Measurements of
 $A = 3$ Nuclei with CLAS12 in Hall B

D. Gaskell (spokesperson), D.W. Higinbotham, C. Keith, C. Keppel,
J. Maxwell, A. Tadepalli, D. Meekins (spokesperson),
D. Nguyen (spokesperson), S. Stepanyan, H. Szumila-Vance
Thomas Jefferson National Accelerator Facility,
Newport News, Virginia 23606, USA

A. Denniston, O. Hen (spokesperson), J. Kahlbow, T. Kutz
J. R. Pybus, E.P. Segarra,
Massachusetts Institute of Technology, Cambridge, Massachusetts 02139, USA

C. Ayerbe-Gayoso, H. Bhatt, B. Devkota, J. Dunne,
D. Dutta (spokesperson), L. El Fassi, A. Karki,
Mississippi State University, Mississippi State, MS 39762 USA

M. Amarian, C. Fogler, F. Hauenstein, C. Hyde, G. Gavalian,
L.B. Weinstein (spokesperson, contact)
Old Dominion University, Norfolk, Virginia 23529, USA

S. Li, R. Cruz Torres, J. Rittenhouse West (spokesperson)
Lawrence Berkeley National Laboratory, Berkeley, CA 94720, USA

Z.G. Xiao, Y. Wang, J.H. Xu, Z.H. Ye (spokesperson), Y.P. Zhang
Tsinghua University, Beijing 100084, China

K. Griffioen, P. Bosted
College of William and Mary, Williamsburg, VA 23185, USA

A. Bianconi, G. Costantini, M. Leali, S. Migliorati, L. Venturelli
Dipartimento di Ingegneria dell'Informazione, Università di Brescia, Italy,
and, INFN, sezione di Pavia, Italy

V. Mascagna
DiSAT, Università dell'Insubria, Como, Italy,
and, INFN, sezione di Pavia, Italy

A. Boyer, F. Benmokhtar, A. Gadsby, A. Parker
Duquesne University, Pittsburgh, PA 152028 USA

L. Baashen, B. Raue
Florida International University, Miami, FL 33199 USA

W. J. Briscoe, S. Ratliff, A. Schmidt, E. Seroka, P. Sharp, P. G. Solazzo,
I. I. Strakovsky
The George Washington University, Washington DC 20052, USA

K. Adhikari
Hampton University, Hampton, VA 23669, USA

G. Niculescu,
James Madison University, Harrisonburg, VA 22807, USA

K.-T. Brinkmann, S. Diehl, A. Kripko
Justus Liebig University Giessen, 35390 Giessen, Germany

Sheren Alsalmi
King Saud Univeristy, Riyadh, Saudi Arabia

Tyler J Hague
North Carolina Agricultural and Technical State University, NC, USA

A. Beck, S. Beck, E. Cohen, I. Korover
Nuclear Research Center Negev, Be'er Sheva, Israel

G. Johansson, C. Neuburger, E. Piassetzky
Tel-Aviv University, Tel Aviv 69978, Israel

Michael Nycz
Temple University, Philadelphia, PA 19122, USA

R. Capobianco, T. Haywards, F.-X. Girod, K. Joo, A. Kim, V. Klimenko,
R. Santos, U. Shrestha, P. Simmerling, J. Richard, N. Trotta,
University of Connecticut, Storrs, CT, USA

B. McKinnon
University of Glasgow, Glasgow, United Kingdom

W. Brooks
Universidad Técnica Federico Santa María, Valparaíso, Chile

And the CLAS Collaboration

May 15, 2022

Abstract

We propose to measure precision ratios of charged pion electroproduction in 10.6 GeV Semi-Inclusive Deep Inelastic Scattering from ${}^2\text{D}$, ${}^3\text{He}$ and ${}^3\text{H}$ targets in CLAS12 over a wide range of x_B to test the flavor dependence of the EMC effect in the valence quark region. This trio of targets minimizes hadron attenuation effects while maximizing nuclear asymmetry and takes advantage of the tritium target that will be developed for the approved quasi-elastic experiment E12-20-005 [1]. The experiment will focus on $z = E_\pi/\nu \geq 0.3$ to maximize the connection between the struck quark and the detected π^\pm . Double ratios of the total yields and ratios of the yield differences between $A = 3$ nuclei to ${}^2\text{D}$ will be formed in order to search for evidence of a flavor dependence in the EMC effect, giving us new data on the effect of the nuclear environment on quarks. Double ratios between the $A = 3$ mirror nuclei can also provide a direct measurement of d/u ratios at large x thanks to their similar and well understood nuclear corrections. We will also measure $(e, e' \pi^+)$ and $(e, e' \pi^-)$ cross sections as a function of x, Q^2, z, P_T to allow theorists to extract unpolarized TMDs, PDFs and fragmentation functions in $A = 3$ nuclei. We will also measure flavor-tagged DIS with kaons using the one or two available sectors of CLAS12 RICH.

While there is a dearth of calculations of flavor dependence for $A = 3$ nuclei, we expect our data will stimulate a surge of new calculations.

This proposal builds on PR12-09-004, a proposal to observe the ratio of gold to deuterium that was determined to have too many nuclear uncertainties. By using ratios of light nuclei, we maintain the sensitivity to the underlying physics but dramatically decrease the nuclear uncertainties due to attenuation and hadronization in heavy nuclei. This experiment is very timely because it will extend the newly published inclusive MARATHON studies of ${}^3\text{H}$ and ${}^3\text{He}$ to the semi-exclusive regime by flavor-tagging the struck quarks and because it will take advantage of the unique opportunity of the tritium target in CLAS12.

This update describes our response to the PAC49 comments. It shows that higher order (i.e., NLO) effects largely cancel in the cross section ratios, and it presents updated projected results and calculations, including a new theoretical calculation from the JAM group.

1 Overview

The experiment of “Semi-Inclusive Deep Inelastic Scattering Measurements of $A = 3$ Nuclei with CLAS12 in Hall B” (C12-21-004) was conditionally approved by PAC49 with a C2 status. This update addresses the issues raised in the PAC49 report in Section 2. Section 3 presents updated projected results for the flavor-dependent EMC study with new theoretical calculations included. The physics goals, experimental setup, estimated systematic uncertainties and beam time request remain unchanged. The original PAC49 proposal is attached in the appendix.

2 PAC49 Report and Response

The PAC49 comments are quoted in *italics* below.

Motivation: *The origin of the EMC effect remains unknown. The current proposal aims at a precision measurement of ratios of charged pion electroproduction in Semi-Inclusive Deep Inelastic Scattering (SIDIS) from ${}^2\text{H}$, ${}^3\text{He}$ and ${}^3\text{H}$ targets in order to test the flavor dependence of the EMC effect in the valence quark region. Using ratios of cross sections on light nuclei allows one to decrease the nuclear uncertainties due to final state effects in hadronization. In addition the measurement of $(e, e' \pi^+)$ and $(e, e' \pi^-)$ cross sections as a function of $x, Q^2, z,$ and p_T may allow one to extract unpolarized transverse momentum dependent distribution and fragmentation functions (TMDs). The experiment can also provide information on ordinary parton densities (PDFs) and fragmentation functions (FFs) for u and d quarks, in particular on the u/d ratio.*

Measurement and Feasibility: *The standard configuration of the CLAS12 detector will be used with a 10.6 GeV beam incident on identical ${}^2\text{H}$, ${}^3\text{He}$ and ${}^3\text{H}$ targets. The scattered electron and the produced pions will be detected in the forward detector. To minimize the systematic uncertainty*

due to the different acceptance of positive and negative charged particles, the polarity of the CLAS12 torus will be regularly changed. The same new target system will be installed as planned for the approved new CLAS12 Tritium-SRC experiment (E12-20-005). The new observables, proposed here and argued to be sensitive to the EMC effect, are the ratios of the sum of yields $Y(\pi^+) + Y(\pi^-)$ and of the difference of yields $Y(\pi^+) - Y(\pi^-)$ for the different nuclei relative to deuterium.

PAC49 raised one general and three specific issues, which we respond to below:

Issues: Currently the impact studies for the sensitivity of the measured observables to the physics quantities, i.e. PDFs, FFs, TMDs, need in all cases significant theoretical input to extract information. Unfortunately, the theoretical models used in the proposal are of very simplistic nature and do not include treatment of nuclear effects, higher order corrections, target mass effects and so on. Consequently, the interpretation of the data might be strongly model dependent. The proposal does currently also not address any of the challenges highlighted in the PAC 48 theory TAC report for SIDIS measurements at JLab, which might be enhanced in nuclear targets. We would like to ask the proponents to study the following topics before resubmitting the proposal.

Response: The SIDIS program represents a very large fraction of the JLab scientific program. The challenges highlighted by the PAC48 Theory TAC must be addressed by the entire program including many approved SIDIS experiments using ^2H and ^3He as effective neutron targets, as well as by this experiment. We advocate a data-driven approach and proposed this pioneering experiment using a ^3H target of which the treatment of nuclear and other effects will be very similar to ^3He . The calculations we presented are adequate to show the quality of the data this experiment will provide. We are working with theorists to get full calculations, including the effects listed above. The JAM collaboration is performing a sophisticated calculation for $A = 3$ SIDIS reactions based on their recent work on $A = 3$ DIS [2]. First results showing their nuclear pdfs are shown in section 3.

We are confident that data from this experiment will spur many full calculations, especially because many of the complicating effects are much smaller in $A = 3$ nuclei than in heavier ones.

Issue 1. The projections in the proposal are based on the cut $W^2 > 4 \text{ GeV}^2$. The committee would like to see which kinematic coverage remains when applying stricter cuts like $W^2 > 10 \text{ GeV}^2$, which may be more appropriate for $A=3$ targets.

Response: Unfortunately, a $W^2 \geq 10 \text{ GeV}^2$ cut would reject most of the SIDIS events at large x (see Fig. 1). While a large W^2 cut reduces high-order effects, especially with nuclear targets, such a requirement is not practical for JLab beam energies. Despite this, groups such as CTEQ, nCTEQ and JAM have performed global PDF analyses using proton, neutron, and ^3He data from the JLab 6 GeV experiments and from HERMES. A $W^2 > 4 \text{ GeV}^2$ cut should be sufficient to isolate DIS events, and it should be able to isolate SIDIS events together with the $W' > 1.6 \text{ GeV}$, $0.3 < z < 0.8$ cuts used in this proposal.

There are well-established theoretical corrections for analyzing $A = 3$ (mostly ^3He) DIS and SIDIS data, such as the Hall-A Transversity experiment. Even with the upgraded 11-GeV beam, much of the JLab SIDIS program still only requires W^2 greater than 3 or 4 GeV^2 (e.g., CLAS12 SIDIS experiments, and E12-07-018 with polarized ^3He and SBS). The SoLID SIDIS experiments E12-10-006 and E12-11-007 with polarized ^3He use a slightly tighter cut $W^2 > 5.3 \text{ GeV}^2$. Hence, requiring $W^2 > 4 \text{ GeV}^2$ provides the appropriate balance between kinematical coverage and theoretical corrections. However, we also plan to work with theorists to understand the effect of different W^2 cuts on theoretical corrections. Such a study will be extremely valuable for current and future TMD programs at JLab and EIC.

Issue 2. The study of the flavour dependence of the EMC effect and of the 3D structure of $A=3$ nuclei would benefit from a synergy with complementary measurements at JLab. The proponents should detail clearly where the proposal is complementary to other experiments scheduled or proposed. They should also provide a clear assessment how one can extrapolate from what one learns from $A=3$ nuclei for the EMC in heavier nuclei.

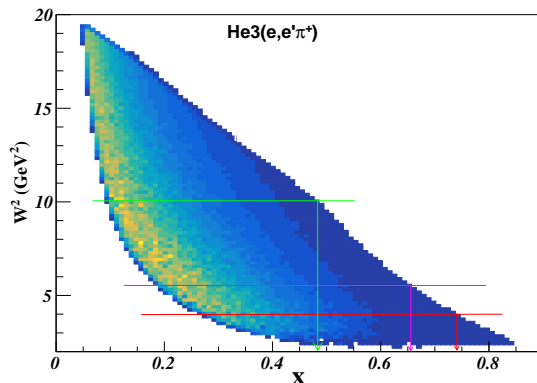


Figure 1: W^2 and x coverage of ${}^3\text{He}(e, e'\pi^+)$ with 10.6 GeV beam and CLAS12.

Response: There are no complementary measurements at JLab to study the flavor dependence of the EMC effect. This conditionally approved experiment will be the pioneering measurement to investigate the unexplored flavor-dependence of the EMC effect on u - and d - quarks by measuring $A(e, e'\pi^\pm)$. There is a new SoLID proposal (PR12-21-002) to use PVDIS on ${}^{40}\text{Ca}$ and ${}^{48}\text{Ca}$ to study the flavor-dependence EMC effect but that was deferred by PAC49.

There are approved new experiments to measure SIDIS with polarized ${}^3\text{He}$, such as E12-07-018 with SBS, E12-10-006 and E12-11-007 with SoLID, and the conditionally approved CLAS12 experiment C12-20-002. However, these experiments treat ${}^3\text{He}$ as an effective neutron target and assume that the nuclear effects in ${}^3\text{He}$ are either small or will be studied elsewhere. In contrast, our experiment will directly study the nuclear effect of $A = 3$ nuclei in 3D and provide essential input to the complementary TMD programs, which plan to use ${}^3\text{He}$ as effective neutron targets at JLab or at the future EIC.

This experiment aims to explore the flavor-dependent EMC effect in $A = 3$ nuclei to help fully understand QCD in nuclei. In the SIDIS reaction with heavy nuclei, the hadronization of the struck quark in the medium is described by nuclear fragmentation functions which are poorly known and vary from heavy to light nuclei. Hence, the deviation of any SIDIS observables in heavy nuclei from those in free nucleons is due to the combination of the nuclear PDFs/TMDs and the nuclear fragmentation functions. This combination is difficult to decouple, even before considering additional complications due to nuclear effects, such as final-state interactions, target-mass corrections, radiative corrections, etc. Disentangling these generally requires very comprehensive and precise SIDIS measurements on a wide range of nuclear targets over a large kinematic range.

$A = 3$ nuclei are advantageous for several reasons: (1) they have large isospin asymmetries and extreme N/Z ratios, which enhance any flavor-dependent EMC effects; (2) Their nuclear structures are precisely known from advanced quantum Monte-Carlo methods; (3) They are mirror nuclei and have very similar nuclear effects among themselves and ${}^2\text{H}$, therefore, any uncertainties related to the nuclear corrections would be small and would at least partially cancel in cross-section ratios. A comprehensive study of the EMC effect and 3D nuclear effects in $A = 3$ nuclei is a critical first step before attempting to study heavier nuclei.

Issue 3. Various observables may exhibit different sensitivity to the ingredients of theoretical calculations. The PAC therefore suggests to study how strongly extracted physics quantities depend on theoretical assumptions, regarding for instance QCD and QED radiative corrections and target mass effects.

Response: We plan to extract different observables with different sensitivities to these effects. Ratios of SIDIS cross sections should be relatively insensitive to these effects (similar to the inclusive EMC ratios). The cross sections themselves will be the most sensitive to these effects. Measuring

different observables over a wide kinematic range will help theorists disentangle the different effects.

There are several techniques used to correct for these effects. The traditional radiative correction method depends on theoretical input for the hadronic part, and one usually iteratively tunes the model in the MC simulation to converge to the data. An alternative approach, which treats the QED and QCD corrections on the same footing, has been proposed to systematically extract partonic structures without requiring model input. A comparison of the two methods [3, 4] in the DIS process found consistent results at JLab kinematics but sizable differences at EIC kinematics. In the proposed SIDIS observables, e.g. super-ratios of SIDIS cross-sections among ^2H , ^3H , and ^3He , the radiative effects should largely cancel. In addition, these high precision $A = 3$ SIDIS cross sections can be used to test and improve radiative correction techniques. This will help us understand the potentially more complicated corrections needed for SIDIS measurements with polarized targets. We advocate that further theoretical developments ought to be driven by data on $A = 3$ systems.

Summary: *The proposal addresses the fundamental question of the origin of the EMC effect. The physics program is very rich, but the extraction of the underlying physics observables is very challenging. Therefore the PAC strongly encourages the proponents to reinforce their links with theory groups, in order to benefit from a more complete approach within a full QCD global analysis framework. The proposal mentions further physics opportunities with exclusive measurements using the same setup and beamtime, and the PAC regards this as an attractive prospect. Once the issues spelled out above have been addressed, the PAC recommends a resubmission as part of a Run-Group Proposal, which will detail all the measurements (e.g. SIDIS, DVCS, exclusive meson production) to be done as part of the $A = 3$ Nuclei target program with CLAS12.*

Response: We are fully aware of the challenge of extracting nuclear PDFs/TMDs of $A = 3$ nuclei from the SIDIS observables. We share the common challenges of all other JLab SIDIS measurements with unpolarized/polarized protons, ^2H , and ^3He . While the JLab 12GeV SIDIS data are accumulating, there are many theory groups working very hard on completing QCD global analysis frameworks. This experiment will greatly benefit from these analysis frameworks. The theoretical study of the flavor-dependent EMC effect is difficult and has not yet received enough attention due to the lack of experimental data. Hence, this proposal is primarily data driven; it will encourage more theory groups to work on this when they know new data will be available soon.

In this updated proposal, we have provided a calculation from the JAM collaboration which recently performed an extensive study of $A = 3$ nuclei in DIS and SIDIS. We are also closely interacting with three other theorists (including J.Rittenhouse West on diquark depletion of d/u [5], one of the spokespeople) to provide more complete calculations using different sophisticated theory frameworks.

We are pleased that the PAC recognized the plentiful physics opportunities that can be explored for free using the SIDIS beamtime. For example, exclusive measurements in $A = 3$ nuclei will be complementary to the existing GPD programs at JLab and will be the first step toward nuclear-GPDs. However, due to many constraints, the studies of the DVCS and exclusive meson production as run-group proposals are still in the early stage and are not ready for submission together with the SIDIS proposal. However, we believe the SIDIS measurement by itself already contains many rich physics topics that have not been studied before and can not be studied elsewhere. We will continue developing the DVCS and exclusive meson production proposals and plan to submit the proposals as run-group additions following the final approval of the SIDIS beam-time.

3 Updated Projections on Flavor-Dependent EMC Effect

This section summarizes section B from the original proposal, focusing on the sensitivity of $A = 3$ SIDIS data to the flavor-dependent EMC effect. This unique sensitivity is highlighted using two observables, the super-ratios of the charge-sum and the charge-difference between $A = 3$ mirror nuclei and ^2H . A direct comparison of a leading-order (LO) and a next-to-leading order (NLO)

evaluation of these super-ratios is used to show that the higher order corrections are small enough to allow a sensitive study of the flavor dependence of the EMC effect. Further, updated calculations of the super-ratios show their sensitivity to a number of plausible hypotheses of valence quark modification in nuclei. The developing strong synergy with the JAM collaboration is highlighted with a first calculation of the super-ratios that include a sophisticated treatment of several nuclear effects in $A = 2$ and 3 nuclei. We anticipate a more comprehensive set of calculations from the JAM collaboration in time for the PAC presentation.

As discussed in the original proposal, there is a connection between the EMC effect and short-range correlations (SRC) [6–10], which should produce a larger EMC effect in protons than neutrons in neutron-rich asymmetric nuclei. Other simpler, non-SRC, descriptions can also produce larger EMC effects in protons for the heavy nuclei [11, 12]. The new result [13] from the inclusive SRC measurement using ^3He and ^3H [14] reports a large deviation from the near-total np dominance observed in heavy nuclei and implies an unexpected and unexplained isospin structure for $A = 3$ mirror nuclei. The first indication of an isospin EMC effect was recently reported by combining the $^3\text{He}/^3\text{H}$ data from the MARATHON experiment [15] with a global QCD analysis by the JAM collaboration to simultaneously extract PDFs and nuclear effects in $A = 2$ and 3 nuclei [2]. However, inclusive deep inelastic scattering (DIS), despite measuring the A -dependence of the EMC effect, have thus far failed to provide insight into the origin of the EMC effect.

Semi-inclusive DIS (SIDIS) can be used as a “flavor tag” to look for signatures of differences in the EMC effect in the u - and d - quark distributions in nuclei. In particular, measuring SIDIS on light mirror nuclei greatly enhances the sensitivity of this technique, while simultaneously reducing the impact of effects such as hadron attenuation. We discuss these measurements in terms of LO, but show in this section that (a) higher order effects are small and (b) certain nuclear effects largely cancel in the ratios of light nuclei.

3.1 Nuclear effects and higher order corrections

The LO SIDIS cross-section for an unpolarized nucleus reduces to:

$$\frac{d\sigma_A^h}{dx dQ^2 dz} = \frac{4\pi\alpha^2 s}{Q^4} \left(1 - y + \frac{y^2}{2}\right) \cdot A \cdot \sum_q e_q^2 f_A^q(x) \cdot D_A^{q \rightarrow h}(z), \quad (1)$$

where $f_A^q(x)$ is the average unpolarized parton distribution function (PDF) of the same quark-flavor in all protons and neutrons and $D_A^{q \rightarrow h}(z)$ is the unpolarized 1D nuclear Fragmentation function (FF) for struck quark q to result in hadron h in nucleus A . Under isospin-symmetry (where $u_p = d_n = u$ and $u_n = d_p = d$), we have (changing pdf notation from f_A^q to q_A):

$$u_A = \frac{Z\tilde{u}_{p,A} + N\tilde{u}_{n,A}}{A} = \frac{Z\tilde{u} + N\tilde{d}}{A}, \quad d_A = \frac{Z\tilde{d}_{p,A} + N\tilde{d}_{n,A}}{A} = \frac{Z\tilde{d} + N\tilde{u}}{A}. \quad (2)$$

Due to the strong correlation between the struck quark and the leading hadron in SIDIS, a common approach in the global analysis of the SIDIS nucleon data is to simplify the FFs into a set of “favored” (labeled as “+”) and “unfavored” (labeled as “-”) terms, e.g., $D_u^{\pi^+} = D_d^{\pi^+} = D_d^{\pi^-} = D_u^{\pi^-} \equiv D^+$, $D_d^{\pi^+} = D_u^{\pi^+} = D_u^{\pi^-} = D_d^{\pi^-} \equiv D^-$, and $D_s^{\pi^\pm} = D_{\bar{s}}^{\pi^\pm} = D^s$ (where we now label the FF as D_q^h and have dropped the label A). We adopt a similar approach to the nuclear FFs. Ignoring heavy quarks, the per-nucleon SIDIS cross-section is:

$$\begin{aligned} \sigma_A^{\pi^\pm}(x, z)/A &\propto e_u^2 \cdot u_A(x) \cdot D_A^{\pm}(z) + e_u^2 \cdot \bar{u}_A(x) \cdot D_A^{\mp}(z) \\ &\quad + e_d^2 \cdot d_A(x) \cdot D_A^{\mp}(z) + e_d^2 \cdot \bar{d}_A(x) \cdot D_A^{\pm}(z) \\ &\quad + e_s^2 \cdot s_A(x) \cdot D_A^s(z) + e_s^2 \cdot \bar{s}_A(x) \cdot D_A^s(z), \end{aligned} \quad (3)$$

where $e_u = 2/3$, $e_d = -1/3$, and $e_s = -1/3$. One can then construct the charge-sum and charge-difference of the SIDIS data:

$$(\sigma_{A_1}^{\pi^+} \pm \sigma_{A_1}^{\pi^-})/A \propto [4(u_A \pm \bar{u}_A) \pm (d_A \pm \bar{d}_A)] \cdot [D_A^+ \pm D_A^-], \quad (4)$$

where the strangeness part completely cancels in the charge-difference and is neglected in the charge-sum since we focus on $x > 0.1$. The super-ratio of Eq. (4) between two nuclei is:

$$R_{A_1/A_2}^{\pi,\pm}(x, z) \simeq \frac{(\sigma_{A_1}^{\pi^+} \pm \sigma_{A_1}^{\pi^-})/A_1}{(\sigma_{A_2}^{\pi^+} \pm \sigma_{A_2}^{\pi^-})/A_2} = \frac{4(u_{A_1} \pm \bar{u}_{A_1}) \pm (d_{A_1} \pm \bar{d}_{A_1})}{4(u_{A_2} \pm \bar{u}_{A_2}) \pm (d_{A_2} \pm \bar{d}_{A_2})} \cdot B_{A_1/A_2}^{\pm}(z), \quad (5)$$

where $B_{A_1/A_2}^{\pm}(z) = (D_{A_1}^+ \pm D_{A_1}^-)/(D_{A_2}^+ \pm D_{A_2}^-)$. These super-ratios should be sensitive to the flavor dependence of the EMC effect.

Higher order effects largely cancel for these super-ratios. For example, the NLO and LO calculations of the Eq (5) super-ratio for ${}^4\text{He}$ with respect to deuterium differ by less than 2% over a wide range of x_B (see Fig. 2). A similar cancellation of higher order corrections and an even smaller difference is expected for the lighter $A = 3$ mirror nuclei.

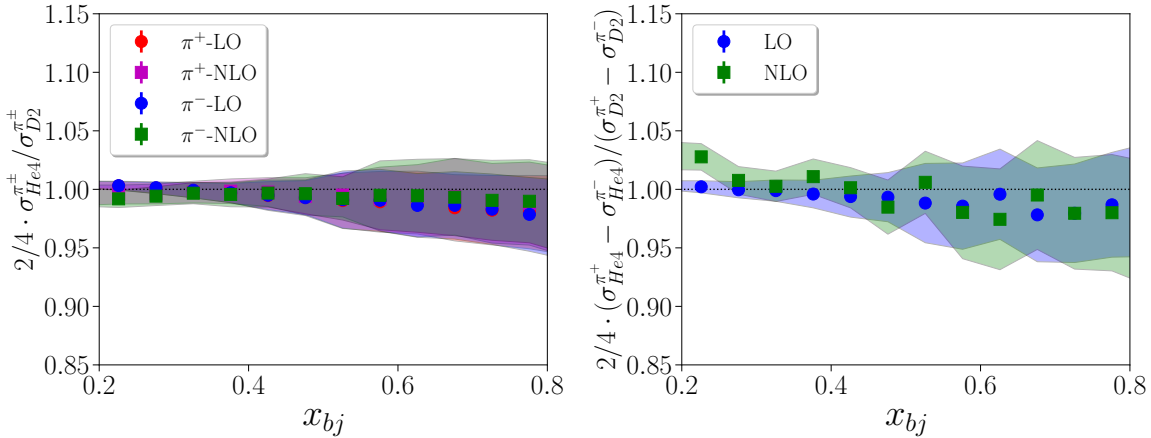


Figure 2: $\sigma_{He4}^{\pi^{\pm}}/\sigma_{D2}^{\pi^{\pm}}$ (left) and $R_{He4/D2}^{\pi,-}$ (right) calculated with nNNPDF1.0 [16] and NNFF1.0 [17] for both LO and NLO cases. The bands are the fit errors from the global analysis.

In addition, the ratio $R_{A/D}^{\pi,+}(x, z)$ is directly linked to the inclusive EMC ratio, R_{EMC} , when ignoring heavier quarks:

$$R_{EMC}^A = \frac{2 \sigma_A^{DIS}(x)}{A \sigma_D^{DIS}(x)} \simeq \frac{4(u_A + \bar{u}_A) + (d_A + \bar{d}_A)}{4(u_D + \bar{u}_D) + (d_D + \bar{d}_D)} = \frac{R_{A/D}^{\pi,+}(x, z)}{B_{A/D}^+(z)}, \quad (6)$$

Therefore, by comparing inclusive and SIDIS EMC ratios and super-ratios for $A = 3$ nuclei, the FF ratios $B_{A/D}^+(z)$ and $B_{A_1/A_2}^{\pi,\pm}(z)$ can be extracted and the expected cancellation of nuclear effects in light nuclear FFs can be verified. The most recent global analysis [18] of the HERMES data reveals significant z -dependent medium effects of FFs in heavy nuclei. However, the effect is small in ${}^4\text{He}$ with $\sim 1\%$ and $\sim 5\%$ reductions at $z = 0.3$ and 0.8 , respectively, with large uncertainties. Even smaller nuclear effects are expected for the less-bound ${}^2\text{H}$, ${}^3\text{H}$, and ${}^3\text{He}$ FFs, which should largely cancel in the super-ratios, i.e.,

$$B_{A_1/A_2}^{\pi,\pm}(z) \simeq 1. \quad (7)$$

This can be verified for $A = 3$ mirror nuclei by this experiment.

3.2 Projections and hypothesis testing

Using Eq. (5) and assuming a negligible difference between LO and NLO calculations (as suggested by Fig. 2), one can use the SIDIS reaction to test several hypotheses of the origin of the EMC effect and its flavor dependence, such as:

1. The EMC effect is flavor-independent and all nucleons are modified.
2. The EMC effect is flavor-dependent and only np -SRC pairs are modified.
3. The EMC effect is flavor-dependent and only up quarks are modified in asymmetric nuclei.
4. The EMC effect is flavor-dependent and only down quarks are modified in asymmetric nuclei.

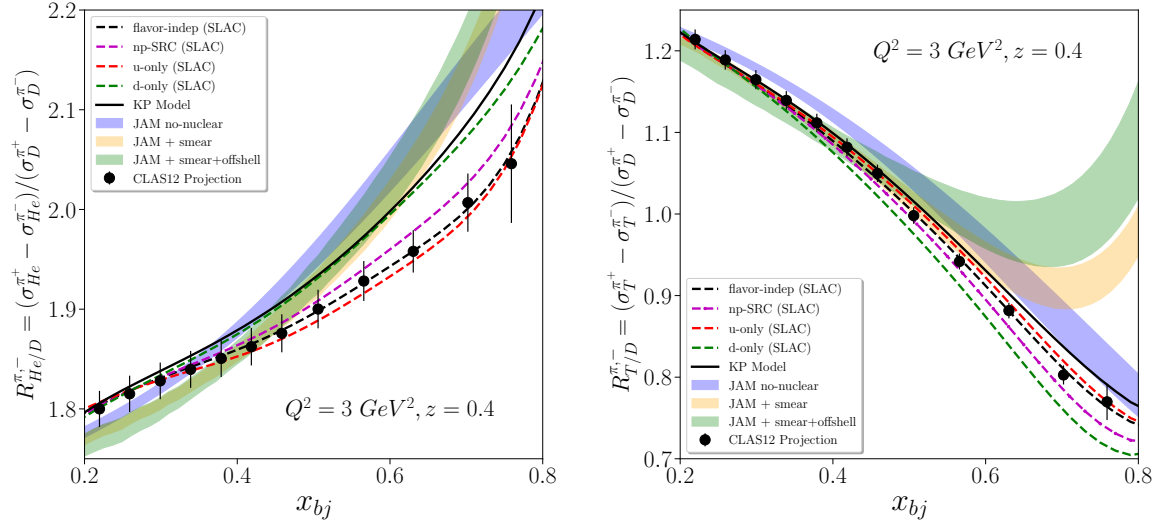


Figure 3: Projected super-ratios of $R_{A/D}^{\pi^{\pm}}$ for ${}^3\text{He}$ (left) and ${}^3\text{H}$ (right). The dashed lines show the ratios calculated based on Eq. (5) with the SIDIS structure functions constructed with the SLAC model described in the text. The black solid line shows the ratios calculated with the KP model. The blue, yellow and green bands show the calculations using pdfs extracted with no nuclear effects, fermi smearing only, and both fermi smearing and binding energy effects, respectively. Quark flavor dependence was allowed for the binding energy effects. The data points are based on the SIDIS MC events with standard SIDIS cuts and one fixed z -bin ($0.35 < z < 0.45$). 1% point-to-point systematic uncertainties are combined with the statistical errors.

These four hypotheses were calculated for the ‘‘SLAC’’ empirical model, which uses the EMC slope of $\sigma_{DIS}^{3\text{He}}/\sigma_{DIS}^{3\text{D}}$ measured by SLAC [19] with an additional 5% correction to the ${}^3\text{He}$ slope to match the Hall-C result [20] and the MARATHON preliminary result [21]. The corrected EMC slope is fit to the free-PDF of each quark assuming no flavor-dependence of the EMC effect (e.g., $u_A/u = d_A/d$), and assuming the same nuclear effect in ${}^3\text{H}$ and ${}^3\text{He}$ (e.g. $F_2^{He} = F_2^T$) which has been suggested by the preliminary MARATHON results [21]. This is discussed further in section D.2 of the original proposal (appended). The primary purpose of this exercise is to show the sensitivity to the different pdf modifications, rather than to be a precise calculation. This also demonstrates the sensitivity of the super-ratios described by Eq. 5 in distinguishing among the four hypotheses.

The SLAC model calculations for the four hypotheses are compared with two theoretical models.

- The KP model [22, 23] was used in the recent MARATHON analysis [15] to describe the different medium effects in both ${}^3\text{H}$ and ${}^3\text{He}$, assuming the medium effect is identical for both quark-flavors in each nucleus.
- The JAM calculation computed ratios $R_{He/D}^{\pi,-}$ and $R_{T/D}^{\pi,-}$ using the LO approximation in Eq. 5, with the JAM PDFs from the QCD global analysis in Ref. [2]. The PDFs in He and T are estimated using Fermi smearing of the JAM on-shell nucleon PDFs, while allowing for off-shell nuclear effects to be flavor dependent.

Fig. 3 shows the expected results for the super-ratios $R_{He/D}^{\pi,-}$ and $R_{T/D}^{\pi,-}$ for the three different models. There are significant differences among the four different pdf-modification schemes for the SLAC calculation. There are also significant differences among the SLAC, KP, and JAM models. We show that the projected precision of these super-ratios for $A = 3$ mirror nuclei can distinguish among the different hypotheses and models at high x . In fact, the tritium ratio $R_{T/D}^{\pi,-}$ is remarkably sensitive at high- x to nuclear effects included in the extraction of the JAM pdfs. Note that the figure shows just one of many Q^2 and z bins.

Even with tight SIDIS cuts and a small z -bin, the statistical uncertainties are still small, even at very high x , thanks to the large acceptance of CLAS12. The projected data should be precise enough to distinguish small differences among these hypotheses and to probe the flavor dependence of the EMC effect.

In summary, the $A = 3$ SIDIS measurement should provide meaningful insights into the flavor-dependent EMC effect and will explore possible new isospin effects. We are closely collaborating with several theoretical groups, some of which have provided their preliminary calculations for this proposal. When the data become available, we will continue working together to perform more sophisticated global analysis to extract clean information on the flavor-dependent EMC effect, where high-order, nuclear, and other effects will be treated carefully.

Appendix: Original Proposal to PAC49

A Introduction

One of the longstanding goals of nuclear physics is to understand how nuclei can be described in terms of the color charge carrying quarks and gluons of the fundamental theory of the strong force – Quantum Chromodynamics (QCD). An exploration and confirmation of QCD as the ultimate source of the strong interaction requires exploring the true nature of color confinement in the nuclear environment [24, 25]. Nuclei provide an excellent testing ground for QCD because they are stable systems made of quarks and gluons bound together by the strong force. However, quarks and gluons in nuclei are hidden by the confining nature of QCD. Effective theories of nucleons exchanging mesons as the effective degrees of freedom describe nuclear dynamics quite well, but a deeper investigation is needed to probe quark and gluon dynamics. Over the last several decades a significant amount of effort has been invested in the study of nuclear structure at small distances to map out the quark distributions inside nuclei and find novel signatures of QCD in nuclei.

The discovery in 1983 of an unexpected depletion of the per-nucleon deep inelastic scattering (DIS) cross-section (or, equivalently, nuclear structure function F_2) in a nucleus as compared to that in a free nucleon [26] (see Fig. 4) was dubbed the “EMC effect” and was the first major evidence of quark effects in nuclei. It demonstrated that nuclei cannot be described simply as collections of nucleons. Following its original observation by the EMC collaboration, the modification of structure functions in nuclei has created a cottage industry of theoretical and experimental efforts aimed at understanding its origin (see [9, 12, 27, 28] for reviews). For example, the A and x dependence of the EMC effect has been precisely mapped out using inclusive DIS studies by the SLAC E139 experiment [19], while the nuclear density dependence for low mass nuclei has been precisely measured at JLab [29] revealing a possible local density dependence of the EMC effect. A multitude of theoretical approaches, ranging from nuclear binding and convolution models to dynamical quark rescaling, as well as quark-meson coupling inspired approaches [30] are all able to describe the EMC effect quite adequately in the high x regime. Yet, to date, there is no generally accepted explanation of the EMC effect and its specific origin has not been unambiguously identified.

Almost all previous EMC measurements have been inclusive and do not provide sufficient insight into the QCD mechanism behind the modification of the nuclear structure functions. The measurements at large x are measurements of the same observable, i.e. σ_A/σ_D , with additional constraints from measurements of the A -dependence of the sea quark distribution in Drell-Yan reactions [32]. Therefore, we know that the EMC effect requires some level of nucleon-structure modification in nuclei, but there is no generally accepted description. We need new experimental observables to better understand the QCD dynamics of multi-nucleon systems at small distances, thereby unraveling the mystery of the EMC effect.

An intriguing similarity between the nuclear dependence of high-momentum nucleons or short-range correlations (SRC) and the nuclear dependence of the EMC effect has been observed [6–9]. This correlation between the number of SRC pairs and the size of the EMC effect suggests the possibility of a close connection between these two effects. There are two leading hypotheses to account for this correlation. First, that the EMC effect is directly sensitive to the contribution of SRCs because the EMC effect is a result of high-momentum nucleons and can be described by a universal modification of the structure of nucleons in np SRC pairs [10]. Second, that the EMC effect is driven by the presence of super-dense fluctuations in nuclei when two or more nucleons overlap, and thus the EMC-SRC correlation exists because both phenomena are driven by short distance configurations [33]. The experimentally well documented np dominance of SRC pairs [34–37] implies that if the EMC effect is driven by high-momentum nucleons, the fractional contributions from high-momentum protons and neutrons would be different in asymmetric nuclei ($N \neq Z$) giving rise to an isospin (flavor) dependence to the modification of quark distributions in nuclei. On the other

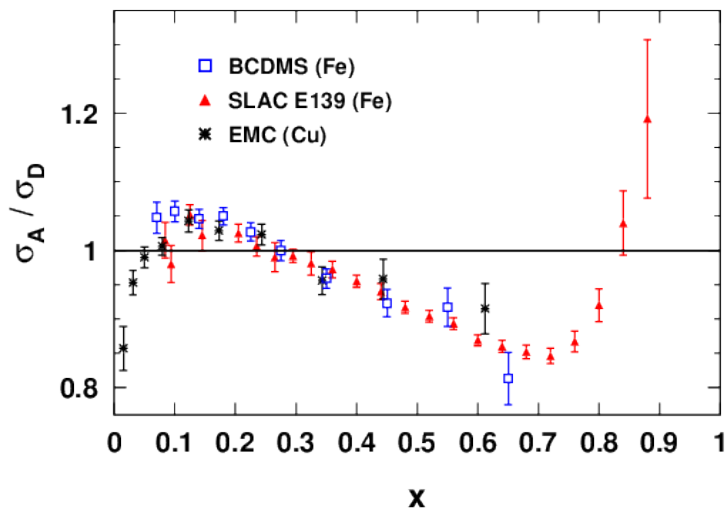


Figure 4: Cross section ratios from copper and iron to deuterium from the EMC [26], BCDMS [31] and SLACE139 [19] experiments.

hand, if the EMC effect is due to super-dense fluctuations in nuclei, it could be isospin independent if all short-distance pairs (nn , pp , and np) contributed equally [38]. The first hypothesis is strongly preferred by a theoretical study using ab-initio calculations, which found that nucleons at short-range and in high-momentum correlations are the same [39]. New theoretical studies of diquark degrees of freedom in $A = 3$ [40] and $A = 4$ [41] nuclei predict isospin-dependent SRCs and require precise flavor dependent experimental data to confirm or rule out. Additional data, preferably with newer and more sensitive techniques, are needed to study the flavor dependence of the EMC effect. Unambiguous knowledge of the flavor dependence would provide insight into the origin of the EMC effect and its connection to SRCs. Moreover, it has potential consequences for the NuTeV anomaly in neutrino scattering and charge symmetry violation in quark distributions inside nucleons [11, 42, 43].

The correlation of the size of the EMC effect with the number of SRC pairs and their np dominance is not the only reason to expect flavor dependence in the EMC effect. Many simple descriptions of the EMC effect naturally produce larger effects in protons compared to neutrons in asymmetric nuclei [11, 12]. Calculations using the quark-meson coupling (QMC) model [44] for “gold” (i.e., for nuclear matter using the same N/Z as gold) predict that the up quark distribution is significantly more modified than the down quark distribution (see Fig. 5). A recent calculation which incorporates a QCD color-singlet configuration in nuclei via a strongly bound combination of six scalar isospin-0 [ud] diquarks within the nuclear wave function also predicts an isospin dependent (“iso-phobic”) EMC effect [41]. Moreover, the first indication of an iso-vector EMC effect was recently reported by combining the ${}^3\text{He}/{}^3\text{H}$ data from the MARATHON experiment [15] with a global QCD analysis to simultaneously extract PDFs and nuclear effects in $A = 2$ and $A = 3$ nuclei [2]. Therefore, the flavor dependence of the EMC effect is one of the most promising new avenues for precision studies of the EMC effect and it is critical to developing experimental techniques that are sensitive to it.

One such promising experimental technique is the semi-inclusive ($e, e'\pi^\pm$) DIS (SIDIS) reaction. Semi-inclusive DIS can be used as a “flavor tag” (see Fig. 6) to look for signatures of differences in the EMC effect in the up and down quark distributions in mirror nuclei. It has been used successfully, most notably by the HERMES collaboration [46], to deconvolute the relative contributions of up, down, and sea quarks to the spin of the nucleon. However, one can just as easily employ the

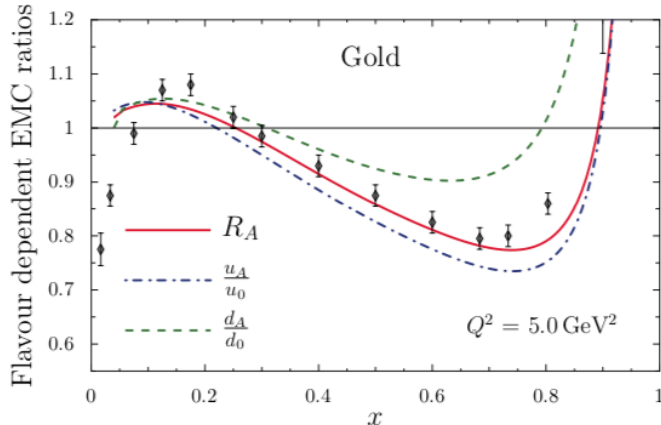


Figure 5: Calculation of the EMC Effect in gold from [11]. Here, “gold” refers to a calculation for nuclear matter, but assuming the same N/Z as gold. In this model, nuclear quark distributions are modified via interactions with vector and scalar fields in the nucleus. The solid red curve shows the overall modification of the nuclear structure function, F_2 . The isospin dependence of the interaction generates a different degree of modification for the up and down quark distributions (shown by the green and blue curves respectively). Nuclear matter “data” points are from [45].

power of this technique to probe the unpolarized degrees of freedom rather than polarized parton distributions.

SIDIS measurements on mirror nuclei is one of the most effective ways to enhance the sensitivity of this technique, while simultaneously reducing the impact of hadron attenuation. For example, if the EMC effect is due to the modification of the structure functions of nucleons in np SRC pairs, the single proton in ${}^3\text{H}$ can belong to one of two np SRC pairs, but the two neutrons in ${}^3\text{H}$ can each belong to only one. Therefore, the proton in ${}^3\text{H}$ will be more modified than the average of the neutrons. This effect will be reversed in ${}^3\text{He}$, where the neutron will be more modified than the average of the protons. A clear demonstration of the power of the data from mirror nuclei comes from the recent spate of articles [47] stimulated by the MARATHON results [2], such as the one reporting the first indication of an iso-vector EMC effect.

However, currently there are no definitive predictions of the flavor dependence in $A=3$ nuclei. This absence means we need a data-driven search for the flavor dependence of the EMC effect. These new experimental data should then stimulate a surge of new calculations.

The SIDIS measurement on $A = 3$ mirror nuclei will also provide direct access (at leading order) to the nucleon d/u ratio at high x as $x \rightarrow 1$. This will help fill the gap in our knowledge of the PDFs as $x \rightarrow 1$, in particular the d -quark distributions, arising from the lack of free neutron targets. The SIDIS measurement will be free of most of the theoretical corrections and associated uncertainties that are used to account for the bound neutron in DIS from light nuclei. Moreover, with its entirely different systematics, the SIDIS measurement will be complementary to the recent DIS measurements by MARATHON [48] and the spectator tagged measurements by BoNuS12 [49], BAND and LAD experiments [50]. Moreover, comparing the d/u ratio extracted from the $A=3$ nuclei to those extracted from deuterium by the BoNuS12 experiment may provide unique insight into the EMC effect.

The SIDIS measurement on $A = 3$ nuclei will also provide the first high precision determination of the fragmentation functions (FF) and unpolarized transverse momentum dependent distributions (TMD), which are important for establishing the 3D structure of nucleons, a major priority for a complete QCD based understanding of the nucleon. When compared to the FF and TMD obtained

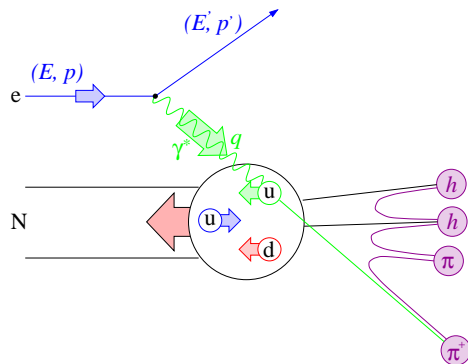


Figure 6: Diagram of semi-inclusive pion production from the nucleon (proton in this diagram). In this picture, the observed hadron (here the π^+) serves as a “tag” of the flavor of the struck (up) quark.

from Deuterium they will also provide unique information on the nuclear modification of these distributions and hence of the EMC effect.

We propose to study the flavor dependence of the EMC effect at large x using a new observable, the ratio of charged pion electroproduction in semi-inclusive DIS from deuterium, ^3He and ^3H targets. The new observables proposed here are the super-ratio of the sum in yields $Y(\pi^+) + Y(\pi^-)$ and the ratio of the difference in yields $Y(\pi^+) - Y(\pi^-)$ for the different nuclei. These observables are sensitive to any flavor dependence in modifications to the structure functions inside a nucleus. Thus, by performing a precision measurement of these observables we will expose flavor dependence in the EMC effect and thereby reveal the details of quark dynamics in nuclei which lead to the modification of the nuclear structure functions.

This is primarily a data driven search for such effects, since there is a lack of exact calculations for $A=3$ nuclei. However, it will help confirm or refute recent QCD-level theories of the EMC effect [40, 41]. Additionally, these data will also provide unique determinations of the d/u ratio, FF, TMD, and information on factorization and hadron attenuation, as well as spur new theoretical calculations.

B Physics Goals

We plan to measure the cross-sections of the SIDIS π^\pm production with unpolarized electrons scattering off unpolarized targets, ^2D , ^3H and ^3He . The wide acceptance of CLAS12 allows us to perform multi-dimensional binning (e.g., x, Q^2, z, P_T) of the SIDIS data with great precision to help disentangle the x - and z -dependencies. These will enable theorists to study with great detail the effects in the different nuclei. We will study the flavor-dependent EMC effect in $A = 3$ nuclei, probe the d/u ratios at high- x by taking advantage of the theoretically well controlled nuclear effects in ^3H and ^3He , and map out the three-dimensional parton distributions functions and fragmentation functions. The SIDIS data binned in multiple dimensions (e.g., $Q^2, x, z,$ and P_T) also allow us to study the factorization theorem and understand the hadronization process in light nuclei. The planned upgrade of the CLAS12 with a full-size RICH detector would simultaneously provide us the SIDIS kaon-production data for the study of the strangeness content in the $A = 3$ Nuclei, although it is not the major goal of this proposal.

In this section, we adopt the framework of the leading-order approximation. Although simplified, it shows the experimental sensitivities and lets us discuss the physics goals of our proposed measurements. The actual extraction of physics will need full theoretical calculations. The SIDIS

cross-section for electrons scattering off an unpolarized proton, can be expressed as:

$$\frac{d\sigma_p^h}{dx dQ^2 dz} = \frac{4\pi\alpha^2 s}{Q^4} \left(1 - y + \frac{y^2}{2}\right) F_{UU}^h(x, z), \quad (8)$$

where,

$$F_{UU}^h(x, z) = \sum_q e_q^2 f_1^q(x) \cdot D_q^h(z), \quad (9)$$

are the unpolarized SIDIS structure functions after integrating the transverse component. The functions $f_1^q(x)$ and $D_q^h(z)$ are the unpolarized parton distribution functions (PDFs), and unpolarized Fragmentation functions (FFs). In the SIDIS reaction with pion-production, the experimental yields normalized by common experimental quantities (e.g. beam charge, target luminosity, detection efficiency, and kinematic cuts) are proportional to the sum of quark-PDFs multiplied by their associated FFs:

$$\begin{aligned} Y_p^{\pi^\pm}(x, z) \propto F_{p,UU}^{\pi^\pm} &= e_u^2 \cdot u(x) \cdot D_u^{\pi^\pm}(z) + e_u^2 \cdot \bar{u}(x) \cdot D_{\bar{u}}^{\pi^\pm}(z) \\ &+ e_d^2 \cdot d(x) \cdot D_d^{\pi^\pm}(z) + e_d^2 \cdot \bar{d}(x) \cdot D_{\bar{d}}^{\pi^\pm}(z) \\ &+ e_s^2 \cdot s(x) \cdot D_s^{\pi^\pm}(z) + e_s^2 \cdot \bar{s}(x) \cdot D_{\bar{s}}^{\pi^\pm}(z), \end{aligned} \quad (10)$$

where $e_u = 2/3$, $e_d = -1/3$, and $e_s = -1/3$. Due to the strong correlations of the struck quark and the leading hadron in SIDIS, a common approach in the global analysis of the SIDIS data is to simplify the FFs into a set of ‘‘favored’’ and ‘‘unfavored’’ terms to describe the probabilities of u , d , \bar{u} and \bar{d} fragmenting into π^\pm : $D_u^{\pi^+} = D_{\bar{d}}^{\pi^+} = D_d^{\pi^-} = D_{\bar{u}}^{\pi^-} \equiv D^{\text{fav}}$, $D_{\bar{u}}^{\pi^+} = D_u^{\pi^+} = D_u^{\pi^-} = D_{\bar{d}}^{\pi^-} \equiv D^{\text{unfav}}$, and $D_s^{\pi^\pm} = D_{\bar{s}}^{\pi^\pm} = D_s$.

In a nucleus with Z protons and N neutrons, we define the nuclear PDF (nPDF) per nucleon as:

$$f_A(x) = \frac{Z \tilde{f}_{p,A} + N \tilde{f}_{n,A}}{A}, \quad (11)$$

where $\tilde{f}_{p,A}$ is the medium-modified quark-distribution in the proton bound in the nucleus A . Assuming isospin symmetry (e.g. $u_p = d_n = u$, $u_n = d_p$, etc.),

$$u_A = \frac{Z \tilde{u} + N \tilde{d}}{A}, d_A = \frac{Z \tilde{d} + N \tilde{u}}{A}, s_A = s, \quad (12)$$

with analogous expressions for the anti-quarks. With that, we can rewrite the per-nucleon SIDIS yield for a nucleus:

$$\begin{aligned} Y_A^{\pi^+}(x, z)/A &\propto e_u^2 \cdot u_A(x) \cdot D_A^{\text{fav}}(z) + e_u^2 \cdot \bar{u}_A(x) \cdot D_A^{\text{unfav}}(z) \\ &+ e_d^2 \cdot d_A(x) \cdot D_A^{\text{unfav}}(z) + e_d^2 \cdot \bar{d}_A(x) \cdot D_A^{\text{fav}}(z) \\ &+ e_s^2 \cdot s_A(x) \cdot D_A^s(z) + e_s^2 \cdot \bar{s}_A(x) \cdot D_A^s(z), \\ Y_A^{\pi^-}(x, z)/A &\propto e_u^2 \cdot u_A(x) \cdot D_A^{\text{unfav}}(z) + e_u^2 \cdot \bar{u}_A(x) \cdot D_A^{\text{fav}}(z) \\ &+ e_d^2 \cdot d_A(x) \cdot D_A^{\text{fav}}(z) + e_d^2 \cdot \bar{d}_A(x) \cdot D_A^{\text{unfav}}(z) \\ &+ e_s^2 \cdot s_A(x) \cdot D_A^s(z) + e_s^2 \cdot \bar{s}_A(x) \cdot D_A^s(z), \end{aligned} \quad (13)$$

where $D_A^{\text{fav}, \text{unfav}, s}$ are the nuclear-FFs (nFFs) in the nucleus- A . One can then construct the charge-sum and charge-difference of the SIDIS data:

$$(Y_A^{\pi^+} \pm Y_A^{\pi^-})/A \propto [4(u_A \pm \bar{u}_A) \pm (d_A \pm \bar{d}_A)] \cdot [D_A^{\text{fav}} \pm D_A^{\text{unfav}}], \quad (14)$$

where the strangeness part completely cancels in the charge-difference and is neglected in the charge-sum since we focus on $x > 0.1$. This will be more complicated in NLO.

B.1 Flavor-Dependent Medium Modification Effect in A=3 Nuclei

The EMC effect of ${}^3\text{He}$ has been well measured [19] [20]. However, such inclusive ratio measurements provide no insight into how individual quarks contribute to the EMC effect. In SIDIS with an additional flavor-tagging feature by detecting different hadrons produced by the knock-out quark, we can take the ratios of Eq. 14 among ${}^3\text{He}$ (labeled as "H"), ${}^3\text{H}$ (labeled as "T") and ${}^2\text{D}$ (labeled as "D"), and study the EMC effect of u - and d -quark individually:

$$R_{A_1/A_2}^{\pi,\pm}(x, z) = \frac{4(u_{A_1} \pm \bar{u}_{A_1}) \pm (d_{A_1} \pm \bar{d}_{A_1})}{4(u_{A_2} \pm \bar{u}_{A_2}) \pm (d_{A_2} \pm \bar{d}_{A_2})} \cdot \frac{D_{A_1}^{fav} \pm D_{A_1}^{unfav}}{D_{A_2}^{fav} \pm D_{A_2}^{unfav}} = A_{A_1/A_2}^{\pi,\pm}(x) \cdot B_{A_1/A_2}^{\pi,\pm}(z), \quad (15)$$

More explicitly:

$$A_{H/D}^{\pi,+}(x) = \frac{4(u_H + \bar{u}_H) + (d_H + \bar{d}_H)}{5(u + \bar{u}) + 5(d + \bar{d})} = \frac{9(u_{p,H} + \bar{u}_{p,H}) + 6(d_{p,H} + \bar{d}_{p,H})}{5(u + \bar{u}) + 5(d + \bar{d})}, \quad (16)$$

$$A_{H/D}^{\pi,-}(x) = \frac{4(u_H - \bar{u}_H) - (d_H - \bar{d}_H)}{3(u - \bar{u}) + 3(d - \bar{d})} = \frac{7(u_{p,H} - \bar{u}_{p,H}) + 2(d_{p,H} - \bar{d}_{p,H})}{3(u - \bar{u}) + 3(d - \bar{d})}, \quad (17)$$

$$A_{T/D}^{\pi,+}(x) = \frac{4(u_T + \bar{u}_T) + (d_T + \bar{d}_T)}{5(u + \bar{u}) + 5(d + \bar{d})} = \frac{6(u_{p,T} + \bar{u}_{p,T}) + 9(d_{p,T} + \bar{d}_{p,T})}{5(u + \bar{u}) + 5(d + \bar{d})}, \quad (18)$$

$$A_{T/D}^{\pi,-}(x) = \frac{4(u_T - \bar{u}_T) - (d_T - \bar{d}_T)}{3(u - \bar{u}) + 3(d - \bar{d})} = \frac{2(u_{p,T} - \bar{u}_{p,T}) + 7(d_{p,T} - \bar{d}_{p,T})}{3(u - \bar{u}) + 3(d - \bar{d})}, \quad (19)$$

where u and d are free quark-PDFs, $u_{p,H}$ and $d_{p,H}$ is the u - and d -quark nPDFs in the proton of ${}^3\text{He}$ (analogous to other quarks' nPDFs). (This will be more complicated in NLO.)

As we can see, in the nuclear SIDIS data the nuclear modification effect not only exists in the PDFs (as measured by DIS data) but also can exist in the FFs. Shown in Fig. 7, the global analysis of the nuclear-SIDIS data and pA collision-data given in Ref. [18] reveals significant medium effects of FFs in heavy nuclei which vary in z . In ${}^4\text{He}$ which is the lightest nucleus in this analysis, the nuclear effect, however, is not significant. For example, while the fit shows $\sim 1\%$ (5%) reduction at $z = 0.3$ ($z = 0.8$) with big error-bands, the data show no obvious z - and ν -dependence and the super-ratios are consistent with unity. Going from tightly bound ${}^4\text{He}$ toward A=3 nuclei of which the nuclear effects are significantly reduced based the inclusive DIS measurements [20], any nuclear effects in their FFs are very likely to be even smaller and will also be largely canceled in their ratios among ${}^2\text{D}$, ${}^3\text{H}$ and ${}^3\text{He}$.

Hence, even though the whole exercise in Eq. 15 is over-simplified based on the leading-order approximation, both the data and the global analysis suggest that such a simple approach, e.g. decoupling nPDFs and nFFs by varying x or z while fixing the other, should provide meaningful information of their flavor-dependent medium effect in the A=3 isotope and explore any unseen isovector effects. Our measurement can isolate the nuclear effect of PDFs in $A_{A/D}^{\pi,\pm}(x)$ by varying x while fixing the z -bin. $B_{A/D}^{\pi,-}(z)$ remains a constant when z is fixed and also can be independently measured as to be discussed below. If the EMC effect is only A-dependent (e.g. $u_{p,H} = u_{p,T}$), we can isolate the contributions from u - and d -quark nPDFs in the A=3 system using their different combination in Eq. 16 to Eq. 19. We also can study the possible isovector dependence of the EMC effect (e.g. $u_{p,H} \neq u_{p,T}$) by carefully measuring $R_{H/T}^{\pi,\pm}$ between ${}^3\text{He}$ and ${}^3\text{H}$.

Similarly, we can measure the distribution of $B_{A_1/A_2}^{\pi,-}(z)$ by varying z while fixing the x -bin which allows us to study the medium modification effect in the FFs. When measuring the DIS cross-section simultaneously, we can construct the multiplicity ratio as:

$$M^h(z) = \frac{\sigma_{SIDIS}}{\sigma_{DIS}} \propto \frac{\sum_q e_q^2 f_1^q(x) \cdot D_q^h(z)}{\sum_q e_q^2 f_1^q(x)}. \quad (20)$$

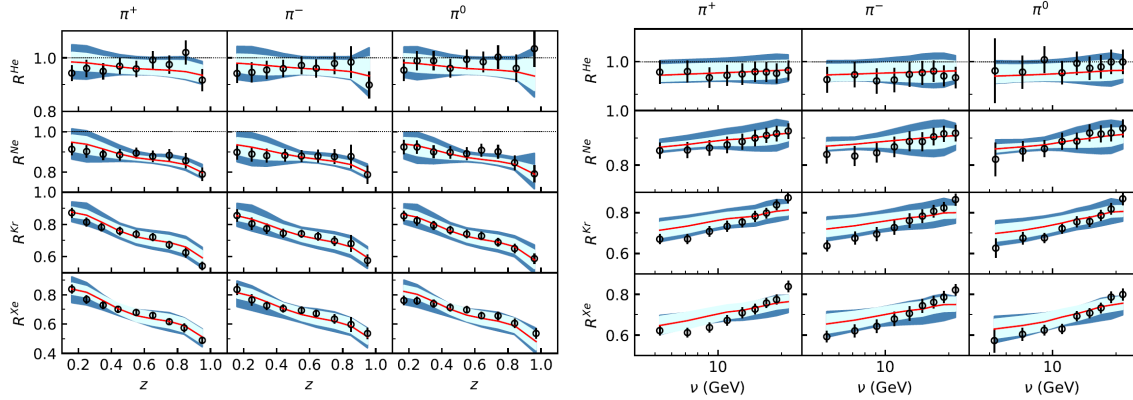


Figure 7: Global analysis of the super-ratios of multiplicity ratios ($R_A^h = M_A^h/M_D^h$, M_A^h is defined in Eq.20) from the HERMES SIDIS data [18]. The left (right) plot shows the z - (ν -)dependence. Red-lines are the fit and the light- (dark-) band is the errors at 68% (90%) confidence-levels.

So $B_{A/D}^{\pi,+}(z)$ can also be independently measured by taking the super-ratio of the sum of π^\pm multiplicity-ratios:

$$B_{A/D}^{\pi,+}(z) = \frac{M_A^{\pi+} + M_A^{\pi-}}{M_D^{\pi+} + M_D^{\pi-}} = \frac{D_A^{fav} + D_A^{unfav}}{D_D^{fav} + D_D^{unfav}}, \quad (21)$$

which provides an independent way to decouple the FF contribution in Eq. 16 and Eq. 18.

We ultimately aim to provide high-precision cross-section data that can be included in the more sophisticated global analysis to extract the nPDFs and nFFs where high-order effects, nuclear effects, and other effects will be treated carefully.

B.2 Direct measurement of d/u ratios at high-x

As demonstrated in the MARATHON experiment [15, 48], the A=3 mirror nuclei can be used to study the F_2^p/F_2^n ratio using the super-ratio technique. The nuclear effects, which are both small and very similar in both nuclei, can be largely canceled in the ratio. The residuals, if any, can be carefully studied with advanced theoretical calculations. Such a technique can also be applied in the SIDIS data, such as in the PDF-only terms ($A_{H/T}^{\pi,\pm}$) in Eq. 15. In addition, as discussed in the previous sub-section, the FFs in A=3 isotopes, which could be different from their free counterparts, are also expected to be small and likely to be canceled in the ratios [18]. Therefore, we can treat: $u_{p,H} = u_{p,T} = u$ (and similarly for other light quarks), and also $D_H^{fav,unf} = D_T^{fav,unf}$, so Eq. 15 becomes:

$$R_{H/T}^{\pi,+} = \frac{9(u + \bar{u}) + 6(d + \bar{d})}{6(u + \bar{u}) + 9(d + \bar{d})}, \quad (22)$$

$$R_{H/T}^{\pi,-} = \frac{7(u - \bar{u}) + 2(d - \bar{d})}{2(u - \bar{u}) + 7(d - \bar{d})}, \quad (23)$$

which leads to:

$$\frac{d + \bar{d}}{u + \bar{u}} = \frac{9 - 6R_{H/T}^{\pi,+}}{9R_{H/T}^{\pi,+} - 6} \quad (24)$$

$$\frac{d - \bar{d}}{u - \bar{u}} = \frac{7 - 2R_{H/T}^{\pi,-}}{7R_{H/T}^{\pi,-} - 2}. \quad (25)$$

Eq. 25 provide the most direct way to measure the d/u ratio which traditionally relies on the measurement of the DIS cross-sections (σ_p/σ_n) which contain contributions from all quark-flavors and also suffer from large uncertainty due to the treatment of the “effectively-free” neutrons in light nuclei. When x is close to 1, the contributions of \bar{u} and \bar{d} can be ignored, then we have an interesting equality that can be used experimentally:

$$\frac{d}{u} \simeq \frac{9 - 6R_{H/T}^{\pi,+}}{9R_{H/T}^{\pi,+} - 6} = \frac{7 - 2R_{H/T}^{\pi,-}}{7R_{H/T}^{\pi,-} - 2}, \text{ when } x \rightarrow 1 \quad (26)$$

At leading-order approximation, the z -dependence in R_{π}^{\pm} is omitted in the ratios where the FFs are completely canceled. However, such z -dependence could only be partially canceled at higher-order. By binning the data in multiple z -bins, we can examine the variation among different z -bins by independently measuring $B_{H/T}^{\pi,\pm}(z)$ (similar to Eq. 21) and extract the d/u ratio in the advanced global analysis. With the high-luminosity and large acceptance experimental setup, such a novel technique using SIDIS is likely to produce the cleanest results of the d/u ratio that alternatively can only be obtained from the parity-violation DIS measurement [51] which has greater experimental challenges.

B.3 Three-Dimensional Structures of $A=3$ Nuclei

Understanding the three-dimensional structure of the nucleon is one of the key physics programs in the JLab 12GeV era as well as for the future Electron-Ion Collider (EIC). Measurements of the SIDIS asymmetries with polarized protons and ^3He (as effective neutron targets) have been proposed for CLAS12 [52], SoLID [53], and the future EIC [54] to study Transverse Momentum Distributions (TMDs) that allow access to the spin and orbital angular momentum of individual quarks in nucleons. The SIDIS asymmetries can only link to TMDs when combined with the unpolarized SIDIS cross-sections, e.g., the transversely polarized single-target asymmetry, $\delta\sigma_{UT}^{SIDIS} = \sigma_{UU}^{SIDIS} \cdot A_{UT}$. However, many experiments mainly focus on precision measurement of SIDIS asymmetries with different beam and target polarization, while the unpolarized cross-sections σ_{UU}^{SIDIS} presumably rely on other independent measurements with more precise data.

The unpolarized SIDIS structure function with additional p_T -dependence becomes:

$$F_{UU}(x, z, P_T) = \sum_q e_q^2 [f_1^q(x, k_{\perp}) \otimes D_q^h(z, q_T)], \quad (27)$$

where P_T is the transverse momentum of the detected hadron, k_{\perp} is the initial transverse momentum of the quark before being knocked out, and q_T is the final transverse momentum of the struck quark before hadronization happens¹. The symbol \otimes reveals that k_{\perp} and q_T , which can not be experimentally accessed, are highly correlated. P_T is the only experimental observable can link to the other two quantities at a leading-order approximation:

$$\vec{P}_T = z\vec{k}_{\perp} + \vec{q}_T + O(k_{\perp}^2/Q^2). \quad (28)$$

¹In this proposal, k_{\perp} represents the initial quark transverse momentum, p_T and q_T are defined as the transverse momentum of the detected hadron and the knocked-out quark. In some literature, people use $P_{h\perp}$ as the transverse momentum of the detected hadron and P_T as the final transverse momentum of the knocked-out quark.

Up until now, the exact forms of the k_{\perp} distributions in TMDs and the q_T distributions in FFs are largely unknown. The most common approach in the global analysis of the SIDIS data is to assume a Gaussian-like distribution for the transverse component of both the TMDs and FFs [55,56], e.g.:

$$f_1^q(x, k_T) = f_1^q(x) \frac{1}{\pi \langle k_T^2 \rangle} \exp\left(-\frac{k_T^2}{\langle k_T^2 \rangle}\right), \quad (29)$$

$$D_1^q(z, q_T) = D_1^q(z) \frac{1}{\pi \langle q_T^2 \rangle} \exp\left(-\frac{q_T^2}{\langle q_T^2 \rangle}\right), \quad (30)$$

With this Gaussian ansatz, we can decouple the convolution into the product of

$$F_{UU}(x, z, P_T) = \sum_q e_q^2 f_1^q(x) \cdot D_q^h(z) \cdot \exp\left(-\frac{P_T^2}{\langle P_T^2 \rangle}\right), \quad (31)$$

where $\langle P_T^2 \rangle = z^2 \langle q_T^2 \rangle + \langle k_T^2 \rangle$. Such an approximation has been widely used in the SIDIS community and is applied in the simulation of this proposal. However, this approximation could be an oversimplification. For example, the same Gaussian width is usually applied to all quark-flavors, while some studies show that the distribution-widths can be different among quark-flavors [55, 57]. Another study suggests that the $\langle P_T^2 \rangle$ also has sizable x -dependence [58]. Some analyses even observe the non-Gaussian behavior of the P_T -distributions [59].

With highly precise 4D SIDIS data we are able to perform a global analysis, with the help from theoretical models, to systematically decouple $f_1^q(Q^2, x, k_{\perp})$ from $D_1^q(Q^2, x, q_T)$ in the SIDIS structure functions. One also can further study the azimuthal distribution of the unpolarized SIDIS events (ϕ) which provides precious information on the Boer-Mulder TMD as well as the high-order and high-twist QCD effects [60].

The FF distributions are usually measured via (e^+, e^-) reactions such as BELLE [61]. However, neither the precision nor the timeline of the future (e^+, e^-) measurements fits the need for a multiple-dimensional TMD study in the upcoming SIDIS experiments. It is crucial to carry out a dedicated high-precision measurement of FFs using SIDIS and perform a global analysis to extract FFs in collaboration with the theoretical community. The study of the SIDIS pion- and kaon-production with unpolarized ^3He and ^3H provides a great opportunity to measure unpolarized TMDs and unpolarized FFs in support of other SIDIS measurements that will extract all other TMDs using polarized targets.

Under isospin symmetry, we can separate the TMD and FFs for individual light quarks from the SIDIS data. We can carefully examine the P_T distributions of different quark flavors. The precise determination of their TMDs and FFs, combined with good theoretical control to minimize the nuclear effect in the A=3 mirror nuclei, can be directly applied to the studies of other TMDs measured by polarized proton and neutron targets. When comparing the TMDs and FFs in the A=3 system with ones in the deuterium nucleus, we can further study the medium effect on the transverse direction which opens up a completely new angle to understand the EMC effect.

B.4 Factorization

A key assumption in the measurement of the quantities described in Sections B.1-B.3 is that the semi-inclusive meson production process factorizes, i.e., the interaction of the virtual photon with the struck quark proceeds independent of the hadronization process. There is some evidence from the 6 GeV Jefferson Lab program that this is approximately true for certain kinematics. Experiment 00-108 in Hall C found that SIDIS cross-sections for π^+ and π^- production from hydrogen and deuterium were consistent with a simple parametrization of the SIDIS cross-sections that made use of PDFs and a parametrization of fragmentation functions from high energy data (see Fig. 8, left).

The same experiment also examined combinations of π^+ and π^- cross-sections from hydrogen and deuterium (Fig. 8, right);

$$\frac{\sigma_p(\pi^+) + \sigma_p(\pi^-)}{\sigma_d(\pi^+) + \sigma_d(\pi^-)} = \frac{4u(x) + 4\bar{u}(x) + d(x) + \bar{d}(x)}{5[u(x) + d(x) + \bar{u}(x) + \bar{d}(x)]} \quad (32)$$

and

$$\frac{\sigma_p(\pi^+) - \sigma_p(\pi^-)}{\sigma_d(\pi^+) - \sigma_d(\pi^-)} = \frac{4u_v(x) - d_v(x)}{3[u_v(x) + d_v(x)]}. \quad (33)$$

Assuming independent factorization, these ratios should depend only on the quark PDFs and be independent of z . This was found to be true at $x = 0.3$, up to $z = 0.7$ for E10-108.

Experiments 12-09-017 and 12-09-002 will provide similar cross-section and ratio information over a larger range in x and Q^2 with high precision. This information will provide information about the extent to which factorization holds and provide information regarding our understanding of the SIDIS reaction mechanism, both at the cross-section level and in observables involving the ratios of targets. In addition, the large acceptance of the CLAS spectrometer will allow simultaneous examination of the Q^2 and z dependencies at fixed x to directly test assumptions about factorization.

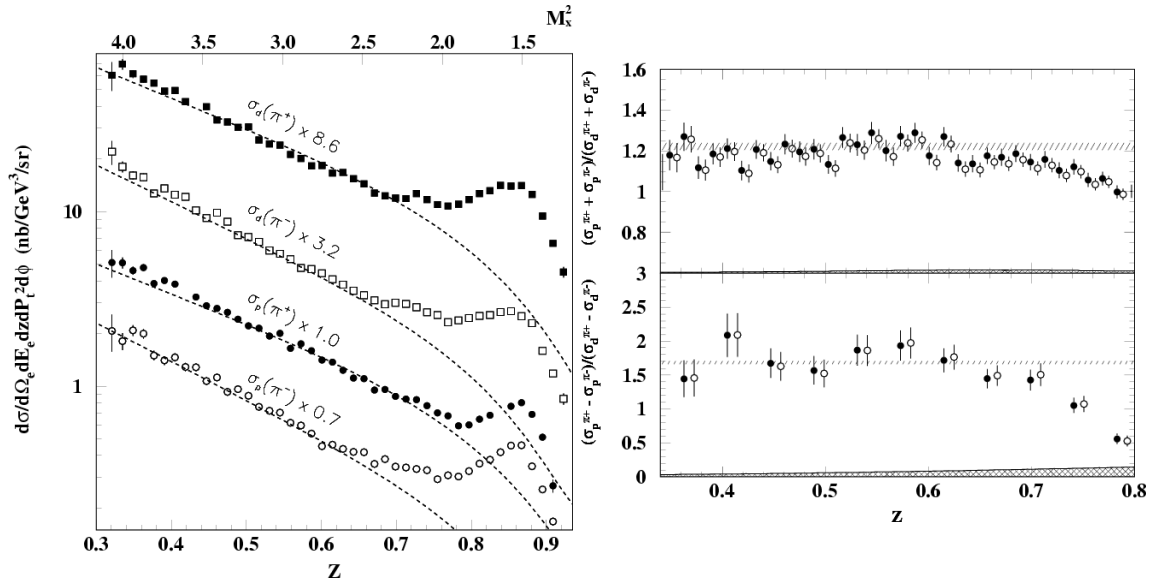


Figure 8: SIDIS cross sections (left) and charge sum/difference ratios (right) for π^+ and π^- production from H and D from Hall C experiment E10-108 [62]

B.5 Hadron attenuation

Similar to the modification of quark distributions in nuclei, the probability for a quark to hadronize into a particular meson or nucleon will also undergo modification in the nucleus. This is particularly true for an underlying diquark description of the EMC-SRC effect [63]. If these nuclear effects on the

fragmentation process are large enough, they could potentially complicate measurements of initial state nuclear modifications via the SIDIS reaction.

Final-state nuclear effects in fragmentation are generally measured via the hadron attenuation ratio, in which the nuclear SIDIS cross-section (normalized to the inclusive electron cross-section) is compared to that from the deuteron;

$$R_h(z, \nu) = \frac{\left(\frac{1}{\sigma} \frac{d\sigma}{dzd\nu}\right)_A}{\left(\frac{1}{\sigma} \frac{d\sigma}{dzd\nu}\right)_D} = \frac{\left(\frac{1}{N_e} \frac{dN_h}{dzd\nu}\right)_A}{\left(\frac{1}{N_e} \frac{dN_h}{dzd\nu}\right)_D}. \quad (34)$$

Hadron attenuation effects have been measured both at HERMES [64] and Jefferson Lab [65]. In particular, such effects display a dependence on z and ν , with measurable differences in the distribution in p_T .

Hadron attenuation effects in $A = 3$ nuclei are expected to be small (see the ${}^4\text{He}$ results in Fig. 9) and similar for ${}^3\text{He}$ and ${}^3\text{H}$. Measurements at $x = 0.3$, where initial state nuclear effects (i.e. the EMC effect) are expected to be small, will allow the experiment to map out the ν , z and p_T dependence of nuclear effects in fragmentation and apply that information at larger x , where the EMC effect is larger.

C Experimental Setup

We will use the standard configuration CLAS12 detector and a 10.6 GeV beam incident on identical ${}^2\text{D}$, ${}^3\text{He}$, and ${}^3\text{H}$ target cells to measure $(e, e'\pi^+)$ and $(e, e'\pi^-)$. It is very important to use identical cell for all three targets in this proposal to minimize the systematic uncertainties. The scattered electron and the ejected pions will be detected in the forward detector. If the RICH upgrade is complete, then we will also measure $(e, e'K^\pm)$, but that is not the major goal of this proposal. To minimize the systematic uncertainty due to the different acceptance of positive and negative charged particles, we will regularly flip the polarity of the CLAS12 torus.

C.1 Target System

We propose the same target system planned for the approved new Tritium-SRC experiment (E12-12-005 [1]). With the limitation of the maximum luminosity of CLAS12 ($1.35 \times 10^{35} \text{ nucleons} \cdot \text{cm}^{-2} \cdot \text{s}^{-1}$) and the relatively thick aluminum cell and chamber, the effective luminosity of the Tritium target is $3.45 \times 10^{34} \text{ nucleons} \cdot \text{cm}^{-2} \cdot \text{s}^{-1}$. In order to minimize the systematic uncertainties we will use identical cells for all three targets. The same effective luminosity is used for ${}^2\text{D}$ and ${}^3\text{He}$ in the rate estimation for this proposal. Some details of the proposed target system design are given in Appendix G.

C.2 Kinematics Coverage

The large acceptance of CLAS12 allow us to have a wide coverage of important physics variables $0.05 < x < 0.7$, $1 < Q^2 < 9 \text{ (GeV}/c)^2$, $0.3 < z < 0.8$ and $0 < P_T < 1.3 \text{ GeV}/c$. The kinematic coverage for π^- and π^+ can be seen in Figs. 10–12. We will use the CLAS12 vertex resolution to eliminate events originating from the target walls.

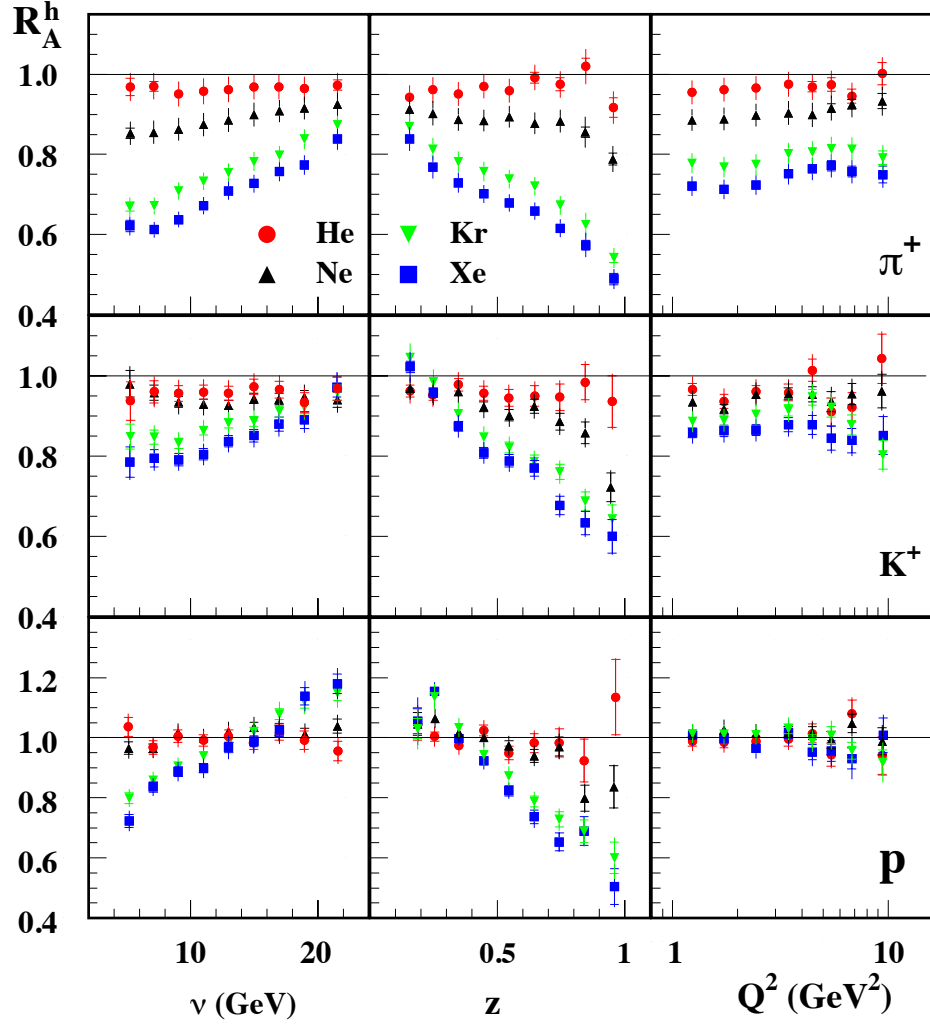


Figure 9: Hadron attenuation ratios from HERMES [64] for π^+ production. Note the modest effects for ^4He .

D Experimental Projection

D.1 Monte-Carlo Simulation and rate estimation

Detailed Monte-Carlo Simulations for SIDIS processes were performed using the full CLAS12 simulation and reconstruction chain. Unpolarized SIDIS events were generated with the CLASDIS generator, digitized using GEMC, and reconstructed with the latest available (v.6.5.3) clara/coatjava reconstruction framework. The reconstructed events from the CLAS12 simulation for the in-bending setting were used as pseudo-data to estimate the rates and the projected statistical uncertainty in the proposed observable. The SIDIS rates for ^2D , ^3H , and ^3He were obtained by combining simulations

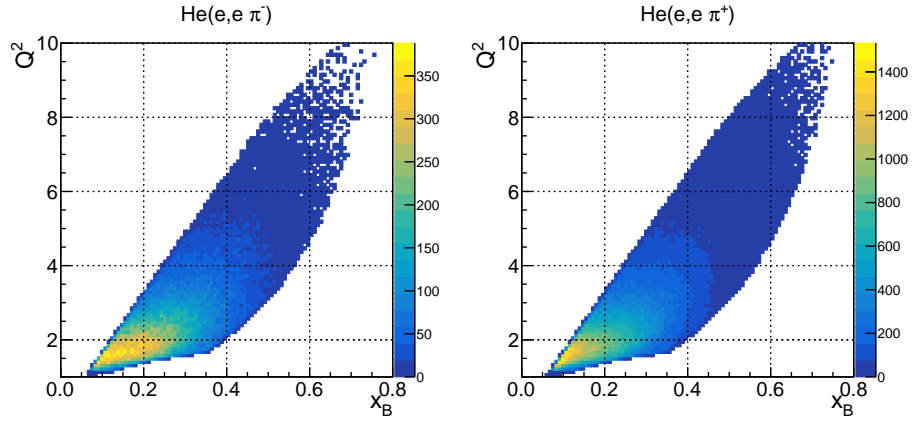


Figure 10: x and Q^2 coverage of π^+ and π^- from ${}^3\text{He}$

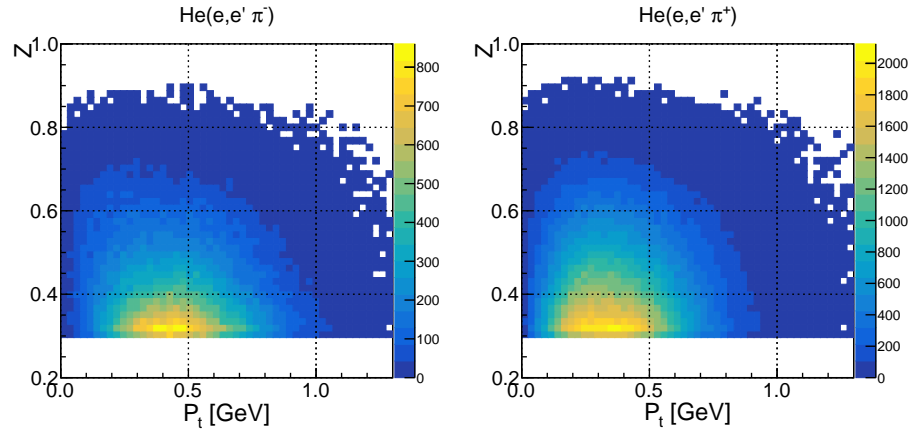


Figure 11: z and P_t coverage of π^+ and π^- from ${}^3\text{He}$, $z \geq 0.3$.

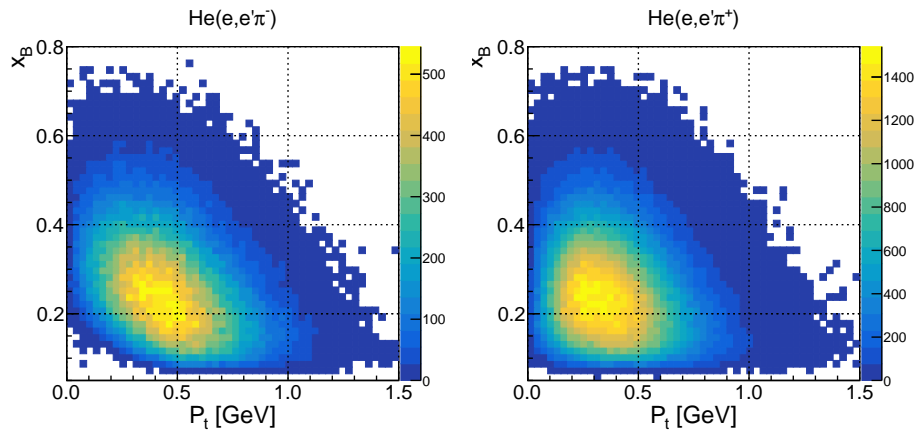


Figure 12: x vs P_t coverage of π^+ and π^- from ${}^3\text{He}$

for the proton and neutron separately, thus neglecting any nuclear effects.

SIDIS events were selected by applying the standard cuts: $Q^2 > 1$ (GeV/c)², $W^2 > 4$ (GeV/c)², $0.1 < y < 0.85$, and $0.3 < z < 0.8$. These cuts are commonly used in the SIDIS global analysis as well as in the proposed JLab 12GeV experiments. In addition we required $\theta_e > 8^\circ$ and $P_e > 2$ to make sure electrons are in the good acceptance region in forward detector. An overall 80% detector efficiency is applied to the simulated events. The pseudo-data events that pass the selection cuts were binned in physics variables such as x . The number of events in each bin were determined and scaled to the total integrated luminosity for each target. The statistical relative uncertainty for each bin was calculated as $1/\sqrt{N}$.

D.2 Flavor-Dependence Nuclear Effect in A=3

As discussed in Sec. B.1, the flavor-dependent EMC effect in light-quarks can be directly studied in SIDIS by measuring the observables shown in Eq. 15. In the generator, the same sets of FFs are used in calculating SIDIS cross-sections of ²D, ³H and ³He, so the FF-only terms ($B_{A_1/A_2}^{\pi,\pm}(z)$) are basically unity. While the FFs of these nuclei are expected to be similar and will also be studied exclusively in this proposal, we can assume the ratios are directly related to the PDF-only term by fixing the z -bin, i.e. $R_{A_1/A_2}^{\pi,\pm} = A_{A_1/A_2}^{\pi,\pm}$.

In this proposal, we adopt the EMC slope of $\sigma_{DIS}^{3He}/\sigma_{DIS}^{2D}$ measured by SLAC [19] with additional 5% correction to the slope to match the Hall-C result [20]. We apply the corrected EMC slope (SLAC Fit) to the free-PDF of each quark with the assumption of no flavor-dependent of the EMC effect (e.g. $u_A/u = d_A/d$), and also assume the same nuclear effect in ³H and ³He (e.g. $F_2^H = F_2^T$) which has been suggested by the preliminary MARATHON results [21]. As a comparison, we also include the KP model [22] used in the recent MARATHON analysis [15] to describe the different medium effects in both ³H and ³He, and we still assume the medium effect is identical for all quark-flavors in each nucleus. We can construct the SIDIS structure functions (shown in Eq. 9) using these flavor-independent nuclear-PDFs. No existing theoretical calculations are available to describe how individual quarks are modified in various nuclei; we are actively discussing with several theory groups for theoretical calculations on the flavor-dependent EMC effect in the A=3 system [66]. Considering the dearth of theoretical models we adopt a simplified approach: the EMC effect observed in the DIS reaction is solely due to the medium modification only to u - or d -quark, for example:

$$F_2^{A,SLAC} = (Ze_u^2 + Ne_d^2)(u_{p,A}^{100\%} + \bar{u}) + (Ze_d^2 + Ne_u^2)(d + \bar{d}) + (Z + N)e_s^2(s + \bar{s}), \quad (35)$$

$$= (Ze_d^2 + Ne_u^2)(d_{p,A}^{100\%} + \bar{d}) + (Ze_u^2 + Ne_d^2)(u + \bar{u}) + (Z + N)e_s^2(s + \bar{s}), \quad (36)$$

where $F_2^{A,SLAC}$ are calculated with free-PDFs (u, d, s, \dots) corrected by the ³He EMC slope. Hence we construct a “pseudo-model” where $u_{p,A}^{100\%}$ ($d_{p,A}^{100\%}$) serves as the extreme case where the medium effect in A is 100% on u (d) only (other quark-PDFs remain free). Two assumptions are made in this “pseudo-model”: one is the same quark-flavor is modified similarly in protons and neutron, and the other is that the EMC effect in all quarks always causes the reduction of the structure function which may not be necessary true for all quarks (e.g., there could be a cancellation effect among different quarks). We then applied these nuclear-PDFs (KP-model, SLAC-Fit, and the “pseudo-model”) to calculate the proposed SIDIS observable. The projected results are shown in Fig. 13 where the data were binned in x after the standard SIDIS cuts, fixing $0.35 < z < 0.45$ and not cutting on P_T . The statistical uncertainty in each data point is calculated based on the number of MC events in each x -bin for each measurement.

$R_{H/D}^{\pi,+}$ and $R_{T/D}^{\pi,+}$ are not sensitive to the nuclear effects modeled by the flavor-independent SLAC Fit and the flavor-dependent “pseudo-model” ($u_{p,A}^{100\%}$, $d_{p,A}^{100\%}$). However, the curves calculated with KP-model stand out, suggesting that the observable may be sensitive to any iso-vector effect in the EMC. On the other hand, $R_{H/D}^{\pi,-}$ and $R_{T/D}^{\pi,-}$ are sensitive to the different models and should thus be

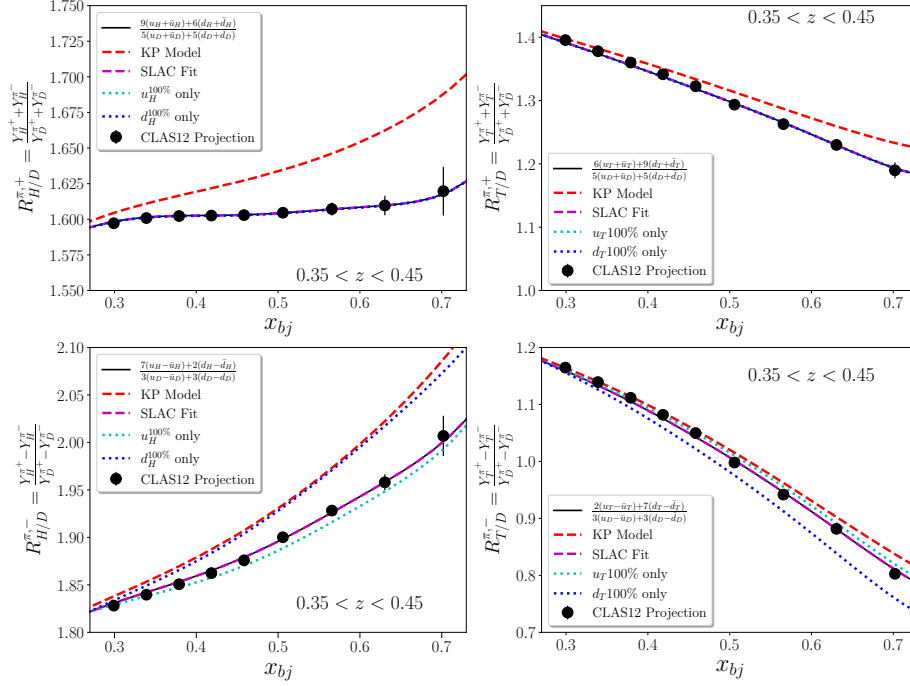


Figure 13: Projected ratios of π^\pm yield-sum and yield difference between ${}^3\text{H}$ (${}^3\text{He}$) and ${}^2\text{D}$. (The notation in the figures $\text{H} = {}^3\text{He}$ and $\text{T} = {}^3\text{H}$). Dashed line $R_{A/D}^{\pi,\pm}$ are calculated with the SIDIS structure functions constructed based on Eq. 16-18-17-19 with various nuclear-PDF models discussed in the text. The data points are based on the SIDIS MC events with standard SIDIS cuts and one fixed z -bin ($0.35 < z < 0.45$) and only contain the statistical errors.

sensitive to a flavor-dependent EMC effect. These four observables will be measured simultaneously and allow us to explore various scenarios of the flavor-dependent EMC effect in the $A = 3$ nuclei.

D.3 d/u Ratios

Fig. 14 shows the experimental projection of the $\frac{d+\bar{d}}{u+\bar{u}}$ (left) and $\frac{d-\bar{d}}{u-\bar{u}}$ (right) based on Eq. 25. Even though a majority of the events are rejected by the SIDIS cuts and the z cuts, the statistical uncertainties are still small enough even at very high x thanks to the wide acceptance of CLAS12. The curves are calculated from the PDF models discussed in the previous section. As expected, nuclear effects largely cancel in the sum ratio, $\frac{d+\bar{d}}{u+\bar{u}}$, even in the very extreme cases ($u_{p,A}^{100\%}$ and $d_{p,A}^{100\%}$); thus the ratios are almost identical to those calculated with free-PDFs. These effects do not cancel in the difference ratios, $\frac{d-\bar{d}}{u-\bar{u}}$, which could be sensitive to the extreme cases. When $x > 0.5$, the contribution from sea-quarks are negligible and the values of these sets of ratios become identical.

D.4 3D Measurement of A=3 Nuclei

As discussed in Sec. B.3, SIDIS data in this proposed measurement will allow theorists and phenomenologists to extract the unpolarized TMDs and FFs in $A=3$ nuclei and perform the flavor separation, a set of extremely beneficial results for the TMD program at JLab and elsewhere. To illustrate the

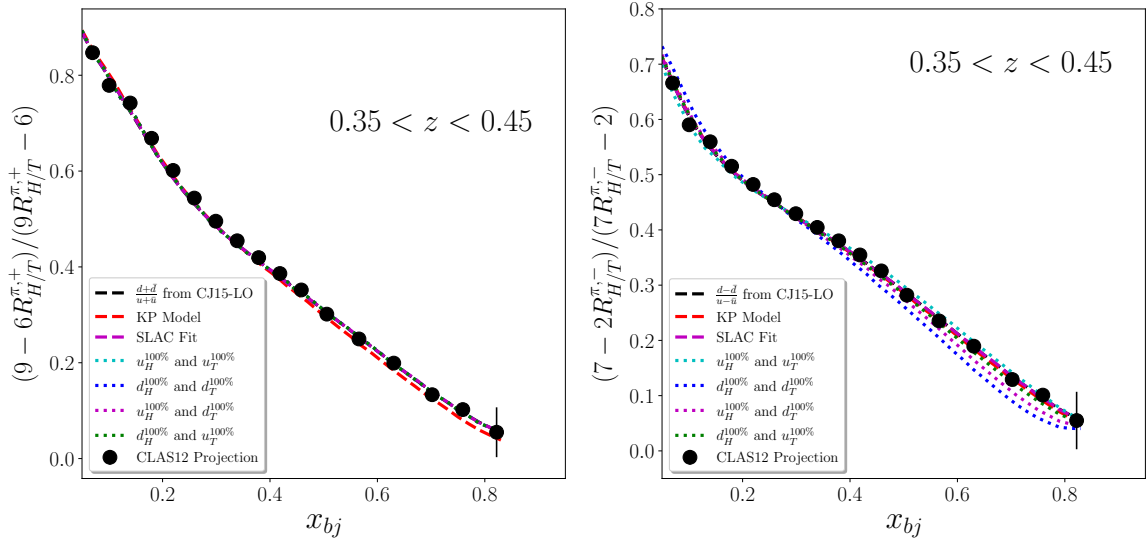


Figure 14: Projected d/u ratios. (The notation in the figures: $H = {}^3\text{He}$ and $T = {}^3\text{H}$) The mean x values (statistical errors) of the highest three data points in this projection are: 0.70 (1.1%), 0.76 (2.7%) and 0.82 (9.5%). Statistical errors only. Additional 2% systematic uncertainties are not included in the error-bars.

high quality of our future data, we bin the SIDIS data in (Q^2, x, z, P_T) defined by the bins below:

$$\begin{aligned}
 Q^2 \text{ bins}[4] &= [(1.0 - 2.0), (2.0 - 3.5), (3.5 - 5.5), (5.5 - 10)] \text{ GeV}^2, \\
 z \text{ bins}[6] &= [(0.3 - 0.35), (0.34 - 0.4), (0.4 - 0.45), (0.45 - 0.5), (0.5 - 0.6), (0.6 - 0.7)], \\
 P_T \text{ bins}[6] &= [(0.0 - 0.2), (0.2 - 0.4), (0.4 - 0.6), (0.6 - 0.8), (0.8 - 1.1), (1.1 - 2.0)] \text{ GeV}/c, \\
 x \text{ bins}[10] &= [(0.04 - 0.08), (0.08 - 0.12), (0.12 - 0.16), (0.16 - 0.2), (0.2 - 0.26), \\
 &\quad (0.26 - 0.32), (0.32 - 0.4), (0.4 - 0.5), (0.5 - 0.65), (0.65 - 0.95)].
 \end{aligned}$$

Fig. 15 shows the multiple dimensional binning of the ${}^3\text{H}$ pion-SIDIS data (${}^2\text{D}$ and ${}^3\text{He}$ have similar projection results). Data points with statistical uncertainties larger than 10% are removed from the plots. One can see the projected data cover a wide range of each kinematic quantity but remain high precision. These data will provide enormous value to the TMD community for the study of the factorization theorem, the hadronization process, and most importantly, the global analysis of exacting TMDs and FFs. The kaon-SIDIS projection plots are shown in Fig. 16 with the same binning. While the binning will be optimized during the real data analysis, the plots suggest that the kaon data will be highly valuable to study the kinematic region of the current fragmentation region and also provide information about the strangeness content in the 3D structure of $A=3$ nuclei.

D.5 Beam Time Request

The number of beam days (PAC) per target is listed in the Table. 1. We request 20 PAC days of beam time for each $A = 3$ target. This will ensure high statistical precision, below 1%, in the range of $0.3 < x < 0.7$ for both $(e, e'\pi^-)$ and $(e, e'\pi^+)$ for the EMC flavor dependence study (Fig. 13). This beam time will also allow us to have enough statistical precision for the d/u measurement up to $x > 0.75$ (Fig.14), and to allow multi-dimensional binning for the study of 3D nuclear structure (Fig. 15, 16). The deuterium data is crucial for this proposal to study nuclear effects with an identical target cell. Therefore, we request 10 PAC days of running on the deuterium target, (50%

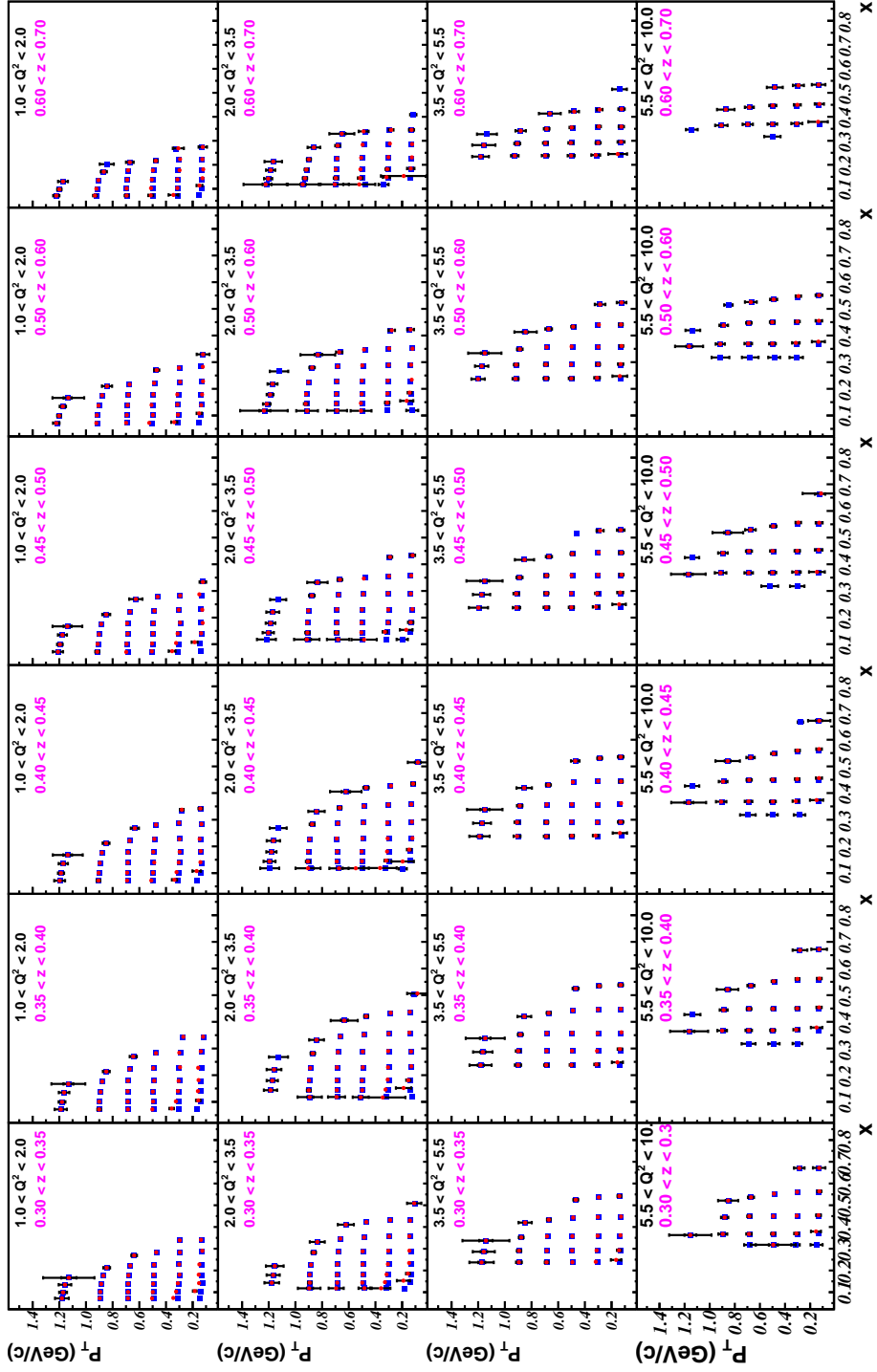


Figure 15: Projected H3 Pion-SIDIS data binned in 4D. Blue (red) dots are π^+ (π^-).

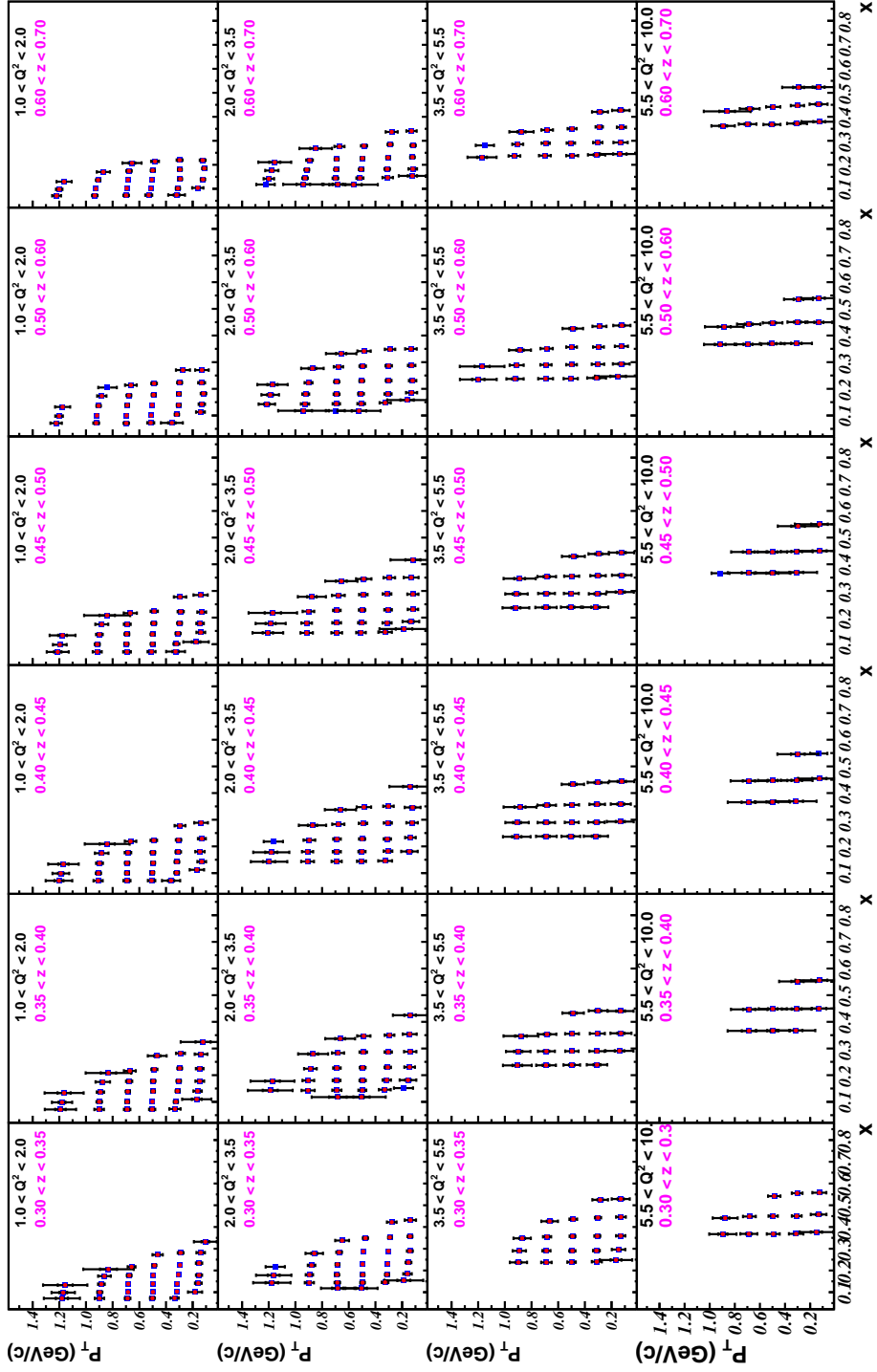


Figure 16: Projected H3 Kaon-SIDIS data binned in 4D. Blue (red) dots are K^+ (K^-).

of the statistical precision compared to $A = 3$ targets). We will also use hydrogen to optimize our calibration which requires 1 PAC days.

The charge-dependent acceptance correction for pions, (π^+ vs. π^-), is expected to be one of the main sources of systematic uncertainty. In order to decrease this uncertainty, we will flip the torus polarity eight times each for $A = 3$ and four times for deuterium. At 2.5 hours per polarity reversal, this will take 50 hours, or two calendar days (1 PAC day).

In addition, we request 2 PAC days for target changing. It takes at least 3 shifts (0.5 PAC day) for Tritium target changing, and 1 to 2 shifts for ^3He and ^2D targets. We also include 5 PAC days for other calibrations such as the beam calibration (0.5 PAC day), empty target runs (2 PAC days, 5% of physics data) and luminosity scan, efficiency studies (1.5 PAC days), and H normalization.

Table 1: Requested beam time per target, including calibration time, changing magnetic polarity and target change overhead.

Target:	^2D	^3He	^3H	Total
Measurement PAC Days (10.6 GeV)	10	20	20	50
Calibration: Luminosity, dummy, H				5
Target Changes				2
Torus polarity reversals				1
Total at 10.6 GeV:				58

As detailed in Appendix G, the effective luminosity of all three targets are 3.45×10^{34} nucleon/cm²/s which corresponds to a beam current of 110 nA. This low beam current does not require the raster and is expected to have a negligible effect on the target density.

D.6 Systematic Uncertainties

The physics measurements of this proposal are based on the ratios of pion yields ($\pi^+ \pm \pi^-$) from two different targets (see Fig. 13), in which many systematic uncertainties largely cancel. We will use some of the techniques pioneered by the CLAS Two-Photon Exchange (TPE) experiment [67]. We will use identical target cells for the different target gases. In order to make sure that the π^+ and π^- acceptances are the same we will flip the Torus polarity frequently. We will use fiducial cuts to determine the regions of common acceptance for in-bending and out-bending electrons and for in-bending and out-bending pions. We will monitor the detector imperfection uncertainty (including the effects of the fiducial cuts) by measuring the variance in the ratios from the six independent CLAS12 sectors (specifically from detecting the electron in each of the six sectors). By flipping the torus polarity often, we will reduce the effects of any charge dependent track reconstruction. The random coincidence background will be suppressed to below 0.5% by the low luminosity and by demanding a common e^- and π vertex. Based on the TPE analysis [67], we expect to control the point-to-point systematic uncertainties in the ratios to better than 1% (see Table 2).

We anticipate normalization uncertainties in the ratio of about 2.5% due to target thickness uncertainties of 1.5% each, beam-charge measurement run-by-run stability (1%), and tritium decay correction (0.15%) [68].

E Conclusion

We propose to measure the SIDIS reaction with ^2H , ^3H and ^3He using a 10.6 GeV unpolarized electron beam and the standard configuration CLAS12 detector. We will use the same Tritium target system to be used by the approved CLAS12 Tritium-SRC experiment (PR12-20-005). We request 50 PAC days of physics running plus an additional 8 PAC days for calibration, target changes, and magnet flipping. The high-precision SIDIS data on $A=3$ mirror nuclei will provide

	Sectors	Tracking	Vertex	Fiducial	Acceptance
Uncertainty (%)	0.34	0.13	0.16	0.41	0.1

Table 2: The systematic uncertainties of the $(e^+, e^+ p)/(e^-, e^- p)$ ratio in the CLAS Two-Photon Exchange experiment [67]. “Sectors” refers to the 6-sector ratio variance, “tracking” refers to the CLAS charge-dependent tracking, “vertex” refers to the effect of different vertex cuts, “fiducial” refers to the effect of narrowing the fiducial cuts, and “acceptance” refers to the maximum variance in the acceptance correction factors determined from monte carlo simulation. Since the TPE systematic uncertainties were determined by statistical measurements, we used the data bins with the greatest statistical precision for this table.

great insight into the flavor-dependence of the EMC effect in nuclei which will greatly improve upon purely inclusive measurements. Thanks to the usage of the mirror isotopes with well-controlled nuclear effects, we can perform a direct measurement of the d/u ratio at high- x . The wide kinematic coverage and high count-rates allow us to perform 4D binning of the SIDIS data in all three nuclei which allows theorists to use this data to test factorization in SIDIS, understand how the struck quark hadronizes, and to study the transverse components of different quark-flavors. Ultimately we hope to extract the TMDs and FFs in $A = 3$ nuclei and reveal, for the first time, their nuclear effects. Such a measurement is essential to the entire TMD program at JLab and for the future Electron-Ion Collider. If the RICH is available for this experiment, we can also measure kaon-SIDIS data which provides a unique data set to study the kinematic definition of the current fragmentation region as well as to probe strangeness in the $A = 3$ system. We anticipate that this rich data set will encourage theorists to provide detailed exact calculations of SIDIS in these light nuclei.

F Other Physics Opportunities as Run-Group Measurements

The proposed experiment contains other important physics channels. For example, when detecting the produced high-energy photons and reconstructing the exclusive missing mass spectra, we can isolate coherent DVCS events from the electron scattering off the entire ${}^3\text{H}$ and ${}^3\text{He}$ nuclei. By measuring the coherent DVCS cross-sections, extraction of the Compton Form Factors (which link to the generalized parton distributions (GPDs) of ${}^3\text{H}$ and ${}^3\text{He}$ nuclei - spin-1/2 particles that contain similar sets of GPDs defined in the nucleons) is possible. Theoretical calculations [69] [69] [70] [71] suggest that the ${}^3\text{He}$ GPDs are dominated by the contribution from the neutron’s GPD-E, extremely important for studying the orbital angular momentum of the nucleons. Using ${}^3\text{H}$ as a mirror nucleus enables us to perform flavor-separation of individual quarks’ GPDs in the $A = 3$ system. We can also measure incoherent DVCS, DVCS from individual bound protons or neutrons, to further study the medium modification effect of the GPDs in nuclei that cannot be studied elsewhere.

Such a DVCS measurement can be carried out in parallel with the SIDIS measurement discussed in this proposal without additional experimental configurations or beam-time. In our Tritium-CLAS12 collaboration, we have another group of experts working on preparing an additional new $A = 3$ DVCS proposal, which will run together with the SIDIS measurement and illuminate other potential topics, for example, the Deep Virtual Meson Production (DVMP) with multiple types of final state mesons. We will submit a new proposal to the PAC to study the exclusive reactions in the coming year, and together with this SIDIS proposal, we can form a strong run-group experiment to exclusively study the 3D structure of $A = 3$ nuclei.

References

- [1] Or Hen et al. Precision measurements of A=3 nuclei in Hall B, 9 2020.
- [2] C. Cocuzza, C. E. Keppel, H. Liu, W. Melnitchouk, A. Metz, N. Sato, and A. W. Thomas. Isovector EMC Effect from Global QCD Analysis with MARATHON Data. *Phys. Rev. Lett.*, 127(24):242001, 2021.
- [3] Tianbo Liu, W. Melnitchouk, Jian-Wei Qiu, and N. Sato. Factorized approach to radiative corrections for inelastic lepton-hadron collisions. *Phys. Rev. D*, 104(9):094033, 2021.
- [4] Tianbo Liu, W. Melnitchouk, Jian-Wei Qiu, and N. Sato. A new approach to semi-inclusive deep-inelastic scattering with QED and QCD factorization. *JHEP*, 11:157, 2021.
- [5] Alexander Selem and Frank Wilczek. Hadron systematics and emergent diquarks. In *Ringberg Workshop on New Trends in HERA Physics 2005*, pages 337–356, 2 2006.
- [6] L. B. Weinstein, E. Piassetzky, D. W. Higinbotham, J. Gomez, O. Hen, and R. Shneur. Short range correlations and the emc effect. *Phys. Rev. Lett.*, 106(5):052301, Feb 2011.
- [7] N. Fomin et al. New measurements of high-momentum nucleons and short-range structures in nuclei. *Phys. Rev. Lett.*, 108:092502, 2012.
- [8] O. Hen, E. Piassetzky, and L. B. Weinstein. New data strengthen the connection between short range correlations and the emc effect. *Phys. Rev. C*, 85:047301, Apr 2012.
- [9] O. Hen, G. A. Miller, E. Piassetzky, and L. B. Weinstein. Nucleon-Nucleon Correlations, Short-lived Excitations, and the Quarks Within. *Rev. Mod. Phys.*, 89(4):045002, 2017.
- [10] B. Schmookler et al. Modified structure of protons and neutrons in correlated pairs. *Nature*, 566(7744):354–358, 2019.
- [11] I. Cloet et al. Exposing novel quark and gluon effects in nuclei. *J. Phys., G*, 46:093001, 2019.
- [12] S. Malace, D. Gaskell, D. W. Higinbotham, and I. C. Cloët. The challenge of the emc effect: Existing data and future directions. *International Journal of Modern Physics E*, 23(08):1430013, 2014.
- [13] S. Li, R. Cruz-Torres, N. Santiesteban, Z.H. Ye, et al. Mirror nuclei ^3H and ^3He reveal unexpected short-range structure. Accepted by Nature, 2022.
- [14] P. Solvignon, J Arrington, D. Day, D. Higinbotham, and Z.H. Ye. E12-11-112: Precision measurement of the isospin dependence in the 2N and 3N short-range correlation region. Jefferson Lab PAC38 Proposal, 2012.
- [15] D. Abrams et al. Measurement of the Nucleon F_2^n/F_2^p Structure Function Ratio by the Jefferson Lab MARATHON Tritium/Helium-3 Deep Inelastic Scattering Experiment. *Phys. Rev. Lett.*, 128(13):132003, 2022.
- [16] Richard D. Ball, Luigi Del Debbio, Stefano Forte, Alberto Guffanti, Jose I. Latorre, Andrea Piccione, Juan Rojo, and Maria Ubiali. A Determination of parton distributions with faithful uncertainty estimation. *Nucl. Phys. B*, 809:1–63, 2009. [Erratum: Nucl.Phys.B 816, 293 (2009)].
- [17] Valerio Bertone, Stefano Carrazza, Nathan P. Hartland, Emanuele R. Nocera, and Juan Rojo. A determination of the fragmentation functions of pions, kaons, and protons with faithful uncertainties. *Eur. Phys. J. C*, 77(8):516, 2017.

- [18] Pía Zurita. Medium modified fragmentation functions with open source xfitter, 2021.
- [19] J. Gomez et al. Measurement of the a dependence of deep-inelastic electron scattering. *Phys. Rev. D*, 49:4348, 1994.
- [20] J. Seely et al. New measurements of the european muon collaboration effect in very light nuclei. *Phys. Rev. Lett.*, 103:202301, 2009.
- [21] J. Bane. Ph.d thesis the emc effect in $a=3$ nuclei.
- [22] S.A. Kulagin and R. Petti. Global study of nuclear structure functions. *Nuclear Physics A*, 765(1):126 – 187, 2006.
- [23] S. A. Kulagin and R. Petti. Structure functions for light nuclei. *Phys. Rev.*, C82:054614, 2010.
- [24] N. Brambilla et al. QCD and Strongly Coupled Gauge Theories: Challenges and Perspectives. *Eur. Phys. J. C*, 74(10):2981, 2014.
- [25] Edward V. Shuryak. Quantum Chromodynamics and the Theory of Superdense Matter. *Phys. Rept.*, 61:71–158, 1980.
- [26] J.J. Aubert et al. *Phys. Lett. B*, 123:275, 1983.
- [27] D.F. Geesaman, K. Saito, and A.W. Thomas. The Nuclear EMC Effect. *Ann. Rev. Nucl. and Part. Sci.*, 45:337, 1995.
- [28] P. R. Norton. *Rep. Prog. Phys.*, 66:1253, 2003.
- [29] J. Seely et al. New measurements of the european muon collaboration effect in very light nuclei. *Phys. Rev. Lett.*, 103:202301, 2009.
- [30] I. Cloet, W. Bentz, and A. W. Thomas. *Phys. Lett. B*, 642:210, 2006.
- [31] A. C. Benvenuti et al. A High Statistics Measurement of the Nucleon Structure Function $F(2)$ (X, Q^2) From Deep Inelastic Muon - Carbon Scattering at High Q^2 . *Phys. Lett. B*, 195:91–96, 1987.
- [32] D. M. Alde et al. Nuclear dependence of dimuon production at 800-GeV. FNAL-772 experiment. *Phys. Rev. Lett.*, 64:2479–2482, 1990.
- [33] J. Arrington, A. Daniel, D. B. Day, N. Fomin, D. Gaskell, and P. Solvignon. Detailed study of the nuclear dependence of the emc effect and short-range correlations. *Phys. Rev. C*, 86:065204, Dec 2012.
- [34] E. Piassetzky, M. Sargsian, L. Frankfurt, M. Strikman, and J. W. Watson. Evidence for the strong dominance of proton-neutron correlations in nuclei. *Phys. Rev. Lett.*, 97:162504, 2006.
- [35] R. Subedi et al. Probing cold dense nuclear matter. *Science*, 320:1476, 2008.
- [36] O. Hen, G. A. Miller, E. Piassetzky, and L. B. Weinstein. Nucleon-Nucleon Correlations, Short-lived Excitations, and the Quarks Within. *Rev. Mod. Phys.*, 89(4):045002, 2017.
- [37] M. Duer et al. Direct Observation of Proton-Neutron Short-Range Correlation Dominance in Heavy Nuclei. *Phys. Rev. Lett.*, 122:172502, 2019.
- [38] J. Arrington and N. Fomin. Searching for flavor dependence in nuclear quark behavior. *Phys. Rev. Lett.*, 123:042501, 2019.

- [39] R. Cruz-Torres et al. Many-body factorization and position–momentum equivalence of nuclear short-range correlations. *Nature Phys.*, 17(3):306–310, 2021.
- [40] Jennifer Rittenhouse West. Diquark Formation from Nucleon-Nucleon Interactions I: Nuclear Matter, arXiv:2009.06968, 2021.
- [41] Jennifer Rittenhouse West, Stanley J. Brodsky, Guy F. de Teramond, Alfred S. Goldhaber, and Ivan Schmidt. QCD hidden-color hexadiquark in the core of nuclei. *Nucl. Phys. A*, 1007:122134, 2021.
- [42] I. C. Cloet, W. Bentz, and A. W. Thomas. Isovector EMC effect explains the NuTeV anomaly. *Phys. Rev. Lett.*, 102:252301, 2009.
- [43] I. Cloet, W. Bentz, and A. W. Thomas. *Phys. Rev. Lett.*, 109:182301, 2012.
- [44] I. C. Cloet, Wolfgang Bentz, and Anthony William Thomas. EMC and polarized EMC effects in nuclei. *Phys. Lett.*, B642:210–217, 2006.
- [45] Ingo Sick and Donal Day. The emc effect of nuclear matter. *Physics Letters B*, 274(1):16 – 20, 1992.
- [46] A. Airapetian et al. Quark helicity distributions in the nucleon for up, down, and strange quarks from semi-inclusive deep-inelastic scattering. *Phys. Rev. D*, 71:012003, Jan 2005.
- [47] E. P. Segarra et al. Nucleon off-shell structure and the free neutron valence structure from A=3 inclusive electron scattering measurements. 4 2021.
- [48] G. G. Petratos et al. Measurement of the F_2^n/F_2^p , d/u Ratios and $A = 3$ EMC Effect in Deep Inelastic Electron Scattering Off the Tritium and Helium Mirror Nuclei. *Jefferson Lab PAC36 Proposal*, 2010.
- [49] S. Bueltmann et al. The structure of the free neutron at large x-bjorken, jefferson lab experiment e12-10-102, 2010.
- [50] O. Hen et al. Jefferson Lab experiments E12-11-107 and E12-11-003A.
- [51] SoLID Collaboration. Precision measurement of parity-violation in deep inelastic scattering over a broad kinematic range (e12-10-007).
- [52] CLAS12 Collaboration. Clas12 sidis experiments: E12-06-112, e12-07-107, e12-09-007, e12-09-008, e12-09-009,e12-20-005.
- [53] SoLID Collaboration. Sidis measurements with both longitudinally and transversely polarized protons and ^3he target (e12-10-006, e12-11-007,e12-11-108,e12-10-006d/e12-11-108b).
- [54] EIC User Group. Science requirements and detector concepts for the electron-ion collider (eic yellow report).
- [55] M. Anselmino, M. Boglione, J. O. Gonzalez Hernandez, S. Melis, and A. Prokudin. Unpolarised Transverse Momentum Dependent Distribution and Fragmentation Functions from SIDIS Multiplicities. *JHEP*, 04:005, 2014.
- [56] Zhong-Bo Kang, Alexei Prokudin, Peng Sun, and Feng Yuan. Extraction of quark transversity distribution and collins fragmentation functions with qcd evolution. *Phys. Rev. D*, 93:014009, Jan 2016.
- [57] M. Wakamatsu. Transverse momentum distributions of quarks in the nucleon from the Chiral Quark Soliton Model. *Phys. Rev. D*, 79:094028, 2009.

- [58] Hrayr H. Matevosyan, Wolfgang Bentz, Ian C. Cloet, and Anthony W. Thomas. Transverse Momentum Dependent Fragmentation and Quark Distribution Functions from the NJL-jet Model. *Phys. Rev. D*, 85:014021, 2012.
- [59] Nematollahi, H., Abolhadi, P., Atashbar, S., Mirjalili, A., and Yazdanpanah, M. M. Polarized parton distribution functions: parametrization and transverse momentum dependence. *Eur. Phys. J. C*, 81(1):18, 2021.
- [60] Vincenzo Barone, Stefano Melis, and Alexei Prokudin. The Boer-Mulders effect in unpolarized SIDIS: An Analysis of the COMPASS and HERMES data on the $\cos 2\phi$ asymmetry. *Phys. Rev. D*, 81:114026, 2010.
- [61] Ralf Seidl. Study of fragmentation function at Belle. *PoS*, DIS2018:154, 2018.
- [62] T. Navasardyan et al. The Onset of Quark-Hadron Duality in Pion Electroproduction. *Phys. Rev. Lett.*, 98:022001, 2007.
- [63] Jennifer Rittenhouse West, Stanley J. Brodsky, Guy F. de T eramond, and Iv an Schmidt. Diffractive dissociation of alpha particles as a test of isophobic short-range correlations inside nuclei. *Phys. Lett. B*, 805:135423, 2020.
- [64] A. Airapetian et al. Hadronization in semi-inclusive deep-inelastic scattering on nuclei. *Nucl. Phys. B*, 780:1–27, 2007.
- [65] W. Brooks. Quark Propagation Through Cold QCD Matter, Jefferson Lab Proposal E02-104, 2002.
- [66] I. Cloet, W. Melnitchouk, N. Sato, J.R. West, and F. Yuan. Private communication.
- [67] D. Rimal et al. Measurement of two-photon exchange effect by comparing elastic $e^\pm p$ cross sections. *Phys. Rev. C*, 95(6):065201, 2017.
- [68] R. Cruz-Torres et al. Probing Few-Body Nuclear Dynamics via ^3H and ^3He ($e, e'p$)pn Cross-Section Measurements. *Phys. Rev. Lett.*, 124(21):212501, 2020.
- [69] S. Scopetta. Conventional nuclear effects on generalized parton distributions of trinucleons. *Phys. Rev. C*, 79:025207, Feb 2009.
- [70] M. Rinaldi and S. Scopetta. Extracting generalized neutron parton distributions from ^3He data. *Phys. Rev. C*, 87:035208, Mar 2013.
- [71] Matteo Rinaldi and Sergio Scopetta. Theoretical description of deeply virtual Compton scattering off ^3He . *Few Body Syst.*, 55:861–864, 2014.
- [72] D Meekins. Hall A Tritium Target TGT-RPT-17-003. Technical report, Thomas Jefferson National Accelerator Facility, Newport News, 2017.
- [73] Andrew J Duncan and Michael J Morgan. Effect of Tritium on Cracking Threshold in 7075 Aluminum. Technical report, Savannah River National Laboratory, 2017.
- [74] S.N. Santiesteban, S. Alsalmi, D. Meekins, C. Ayerbe Gayoso, J. Bane, S. Barcus, J. Campbell, J. Castellanos, R. Cruz-Torres, H. Dai, T. Hague, F. Hauenstein, D.W. Higinbotham, R.J. Holt, T. Kutz, S. Li, H. Liu, R.E. McClellan, M. Nycz, D. Nguyen, B. Pandey, V. Pandey, A. Schmidt, T. Su, and Z. Ye. Density changes in low pressure gas targets for electron scattering experiments. *Nuclear Instruments and Methods in Physics Research Section A: Accelerators, Spectrometers, Detectors and Associated Equipment*, 940:351–358, oct 2019.

- [75] D. Meekins. TGT-CALC-103-010 Estimated Pressure In Tritium Cell and Permeation Rate. Technical report, Thomas Jefferson National Accelerator Facility, Newport News, Va, 2017.
- [76] H. M. HM M. HM Flower. Electron irradiation induced aqueous corrosion of aluminium and magnesium. *Radiation Effects*, 33(3):173–179, 1977.
- [77] S. G. Homann. Hotspot health physics codes, version 00, 3 2010.

G Target Design for new SRC Experiment E12-20-005

A new gas target system was proposed for the E12-20-005 measurement [1]. That target system will be suitable for the proposed experiment as well. While a detailed conceptual design is not presented here, we propose that such a system should build on the experiences and lessons learned from the Hall A Tritium Target (HATT) which is described in detail in reference [72]. While this system would be unique, the same rigor that was applied to the Hall A system would also be applied in Hall B. The safety systems and subsystems for the proposed target are necessarily complex and can only be summarized in this proposal. This includes numerous engineered and administrative controls, only some of which are listed below.

- A minimum of three layers of containment and or confinement shall be employed at all times. This includes operations, installation/removal, shipping and handling, and storage.
- The cell shall be constructed in compliance (and indeed in excess of compliance) with JLAB pressure safety requirements, SRTE safety basis requirements, and applicable ASME Codes, namely ASME B31.3 and ASME BPVC VIII D1 and D2. Design safety factors for the cell shall exceed 10. This shall be verified by through destructive testing.
- Strict access controls shall be required for the Hall while the cell is installed. These include specific training, locked badge access to the Hall including truck ramp access, and procedures for entrance/exit of the Hall. These controls are partly to ensure that the Hall will be the third layer of confinement while the cell is installed.
- An extensive review process shall be employed, specifically:
 - Technical and Peer reviews as required my EHSQ 6151 and supplement.
 - Review by Savannah River Tritium Enterprises and DOE-NNSA.
 - Multiple reviews by JLAB and outside Subject Matter Experts (SME) as part of the formal ERR process addressing all aspects of the system.
- Full Failure Mode Effects and Criticality Analysis (FMECA) shall be performed and reviewed by SMEs. All failure modes shall be addressed including complete failure of the containment/confinement system.
- Examinations of materials, completed components, welds, mechanical fabrications, etc. shall be performed by qualified personnel in accordance with approved procedures.
- Inspections verifying all appropriate examinations have been performed and documented by qualified personnel using correct procedures and calibrated/certified equipment.
- Specific training and additional qualifications shall be required for all personnel accessing the Hall and performing any fabrication function.
- A thorough review and site inspection by EHS and Physics Div SMEs ensuring all applicable safety systems are installed and are operating correctly shall be performed.

The proposed system would employ three sealed gas cells filled with 2H_2 , 3H_2 , and 3He . Given the limited space in CLAS12, a motion system is not possible, and the cells would need to be installed separately, marking three distinct run periods. The Hall B tritium target is expected to incorporate the same major components as the Hall A system which are listed below.

- Target Cell
- Exhaust system including stack

- Containment/confinement system including the scattering chamber and Hall B under strict access controls.
- Cryogenic cooling system

Some conceptual design work has been performed and is shown in the subsections below. Rate estimates reported elsewhere in this proposal are based, at least in part, on the thicknesses, materials, and geometries presented in this concept.

G.1 Tritium Containment and Confinement

The primary method for ensuring safe operations with tritium is to establish multi-layer containment and or confinement at all times. The proposed system would rely on a series of engineering and administrative controls to provide at least three layers of tritium confinement and/or containment during all phases of operation. Confinement as defined here would limit a possible tritium release to a controlled region were it would be collected and stacked (exhausted to the environment) in a safe manner. A summary of the three layers of containment/confinement are shown in the table below for each operational condition (configuration).

Configuration	Layer 1	Layer 2	Layer 3
Installation/Removal	Cell	Handling Hut and Scattering Chamber	Hall B
Shipping/Storage	Cell	Inner Containment Vessel	Outer Containment Vessel
Beam Operations	Cell	Scattering Chamber	Hall B

It is important to note that during beam operations, the Hall and scattering chamber must each be considered as one layer of the confinement system. This has implications for the design of the scattering chamber. It also requires that the exhaust system and access controls are designed to ensure that the Hall and chamber can indeed be considered layers of confinement.

G.2 Target Cell

A conceptual model of the cell is shown in Figures 17, 18, and 19. With the exception of the fill valve assembly, the cell is fabricated from ASTM B209 7075-T651 aluminum. This material has many distinct advantages, primarily, being nearly twice the strength and hardness of more common alloys (e.g. 6061). It has also undergone Jefferson Lab sponsored testing at Savannah River National Laboratory confirming suitability for tritium service at our operating conditions [73]. The proposed cell for the Hall B target allows full azimuthal angle acceptance and backward polar angle acceptance, with minimal loss of target length, to 120°. The azimuthal symmetry also greatly simplifies the design of the target cell making it much easier to fabricate than the HATT cell. The target cell is expected to be 12.7 mm in diameter and 25 cm long with a fill pressure of about 200 psi. Thus, the total amount of tritium would be about 1200 Ci. The thickness of the cell wall is 0.4 mm with the exception of the beam entrance and exit which are expected to be 0.25 mm. While these thicknesses are not optimal when considering the physics, they do provide a suitable level of safety both during beam operations and during the filling of the cell off site. Similar sealed gas cells were used in Hall A for the Tritium Family of experiments and performed at 22.5 μ A with acceptable density reduction [74]. Filling of the tritium cell is expected to be performed at Savannah River Site where overpressure protection requirements are substantially higher than the fill/operating pressure of the cell.

Hydrogen is known to permeate through most materials. A model was developed for the expected permeation of tritium from the HATT cell [75]. The expected operational loss of tritium from the

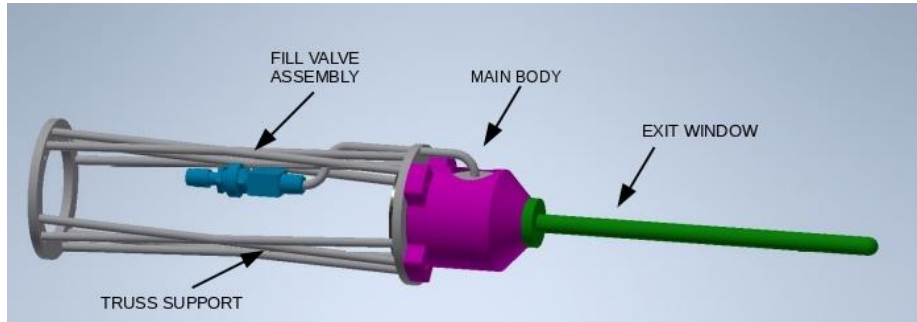


Figure 17: External side view of the conceptual design of the target cell as seen from the beam right side.

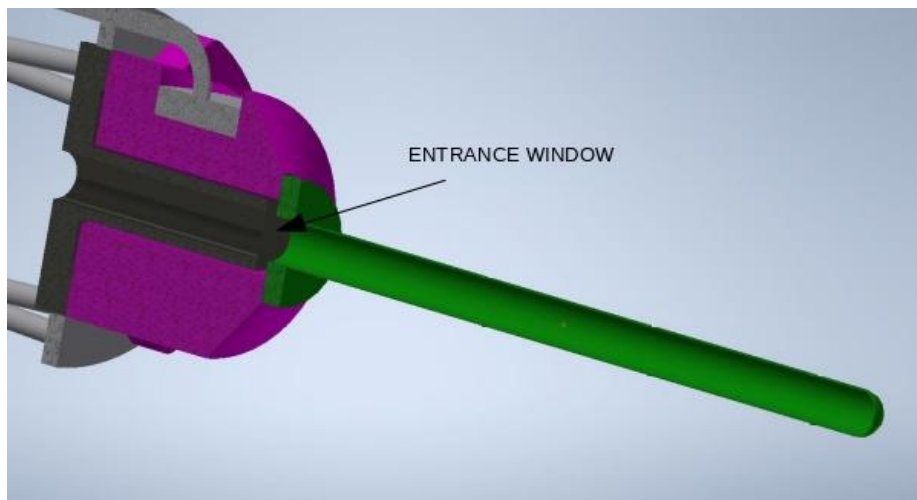


Figure 18: Section view of the conceptual design of the target cell.

cell is less than 0.8 Ci per year due mostly to permeation through the thin cell walls. This is similar to the loss observed in Hall A during operations. This loss, although small, would be collected by the pumping system and stacked.

The temperature of the cell wall should not exceed 170K for extended periods of time. This is a design requirement based on previous studies of hydrogen embrittlement in aluminum with an impinging electron beam [76]. In Hall A, the cooling system was supplied by 15K helium from the ESR. For practical reasons, a dedicated cooling system (similar to that of the Hall D cryogenic target) should be used for a Hall B target. A stand alone pulse-tube refrigerator system such as the CryoMech PT410 with a cold finger would simplify the design and provide operational reliability. The beam current necessary to complete the measurements is much less than $1\mu A$. The heat generated in the cell with this current would be less than 1 W, with the majority being generated in the entrance and exit windows. A thermal model of the cell exit window (the component most affected by the heat load) has been developed assuming following conditions

- Beam current $1\mu A$
- Beam spot size of 0.250 mm
- Cold sink operating temperature 40K

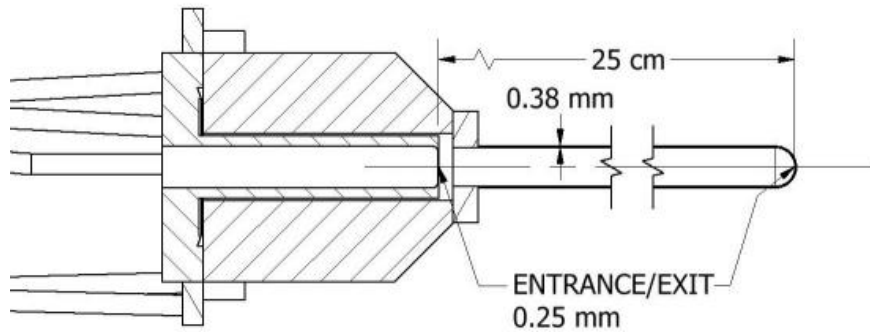


Figure 19: Detail side section view of the target cell with thickness and length. Note that the active region of the cell is 25 mm long.

- Cold finger length 3 m
- Cold finger cross section 1 cm^2
- Model is run in steady state only

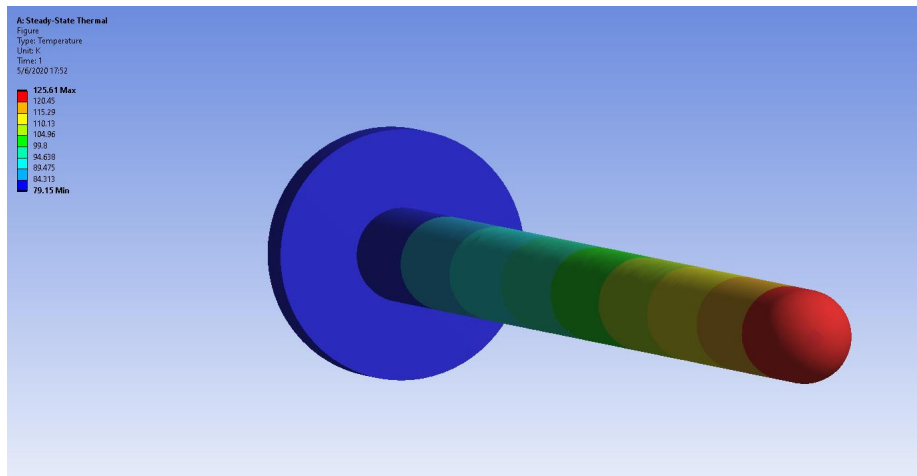


Figure 20: Temperature profile of the aluminum exit window under the conditions listed above. The maximum temperature (red) is 126K and minimum (blue) is 80K

The model was developed using an ANSYS steady state thermal analysis. The results of this simulation are shown in Figures 20 and 21

G.3 Scattering Chamber and Vacuum System

Because the scattering chamber must be a layer of tritium confinement, it cannot be fabricated from materials that are significantly permeable to tritium. Thus, the foam chamber typically used in Hall

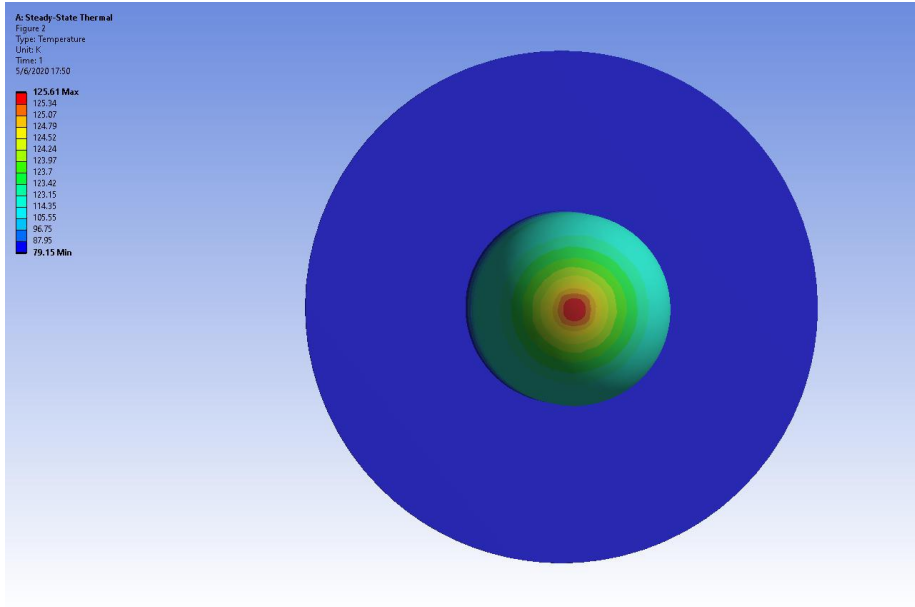


Figure 21: Temperature profile of the exit window tip under the beam conditions listed above. Note that the beam passes through the dark red area in a uniform 0.250 mm spot size and that the temperature scale in this figure has been logarithmically inflated near the tip.

B will have to be replaced. We propose a chamber fabricated from aluminum (ASTM B209 7075-T651) with geometry as shown in Figure 22. In this design, the part of the chamber surrounding the cell is cylindrical with a hemispherical head and has a diameter of 25 mm. Some details of the chamber geometry are shown in Figure 23. Calculations (in compliance with ASME Boiler and Pressure Vessel Code Sec VIII Div 1 and Div 2) show that a wall thickness of 0.4 mm will exceed a safety factor of 2 for buckling from the external pressure. The beam exit of the chamber (tip of the hemisphere) shall be thinned to 0.25 mm. The chamber must also be isolated from the upstream beam line via a 0.2 mm thick beryllium window. Additionally, the chamber volume must be large enough to contain a gas cell failure and still maintain a sub-atmospheric pressure. The vacuum in the chamber would be maintained by a series of mechanical and turbo pumps which would exhaust to the stack.

G.4 Luminosities

It is important to consider that the aluminum walls of the target cell and scattering chamber in the proposed design are relatively much thicker than the nominal Hall B cryotarget configuration. The reasons for this have been discussed in the previous sections. A summary of the assumed thickness and luminosity for the tritium cell, both fluid and metallic components, is shown in Table 3. The fluids in the $^2\text{H}_2$ and ^3He cells are expected to have fluid densities of 125% and 150% of the tritium cell. The entrance and exit windows (Al windows) for the cell and chamber have been combined into one thickness.

G.5 Exhaust System and Stack

A dedicated exhaust system and stack shall be constructed to remove tritium from Hall B similar to the system developed for Hall A. Calculations for tritium release resulting from a catastrophic cell failure were performed using HotSpot [77]. This is a DOE approved collection of atmospheric

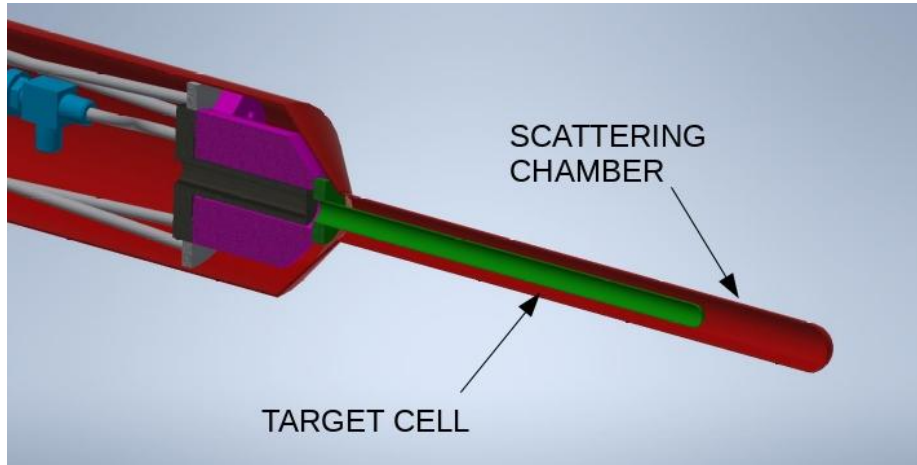


Figure 22: Section view of the target cell/chamber assembly

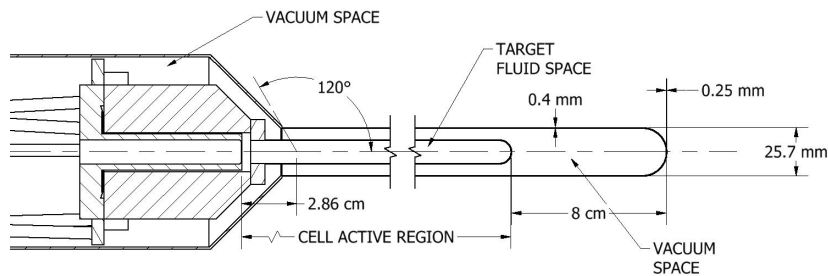


Figure 23: Detail section view cell/chamber assembly with some dimensional detail. Note that for 120° the effective length of the target is shortened by less than 3 cm.

dispersion models which are designed for near-surface releases, short-range (less than 10 km) dispersion, and short-term (less than 24 hours) release durations in unobstructed terrain and simple meteorological conditions. These calculations, summarized in [72], indicate the exhaust stack must be at least 20 m above grade at the site boundary. (Note the the position of the Hall B stack would be less than 15 m from the current Hall A stack.) This ensures that any release will not cause an undue exposure to the public. The exhaust system shall be driven by a fan which pulls air through Hall B (maintaining a slight negative pressure) into the stack via one of the smoke removal ports. Thus, the exhaust system serves two purposes: tritium removal and smoke removal. This system must also stack the exhaust from the vacuum pumps connected to the scattering chamber and downstream beam line. These subsystems are necessary to ensure at least three layers of containment or confinement as discussed previously.

Material	Tritium	Al Windows	Be Window	Total
Length(g/cm ²)	0.085	0.21	0.037	0.33
Luminosity	3.54×10^{34}	8.42×10^{34}	1.54×10^{34}	1.35×10^{35}

Table 3: Assumed density and luminosity for each component. Note that the maximum luminosity of CLAS12 is 1.35×10^{35} nucleon/cm²/s

G.6 Transportation and Storage

The HATT cell was filled at Savannah River Site and shipped to Jefferson Lab in the Bulk Tritium Shipping Package (BTSP) as a miscellaneous tritium vessel (MTV). The same mechanism is expected to be employed for filling and shipping a similar cell for the Hall B target. An expert team from SRS traveled to Jefferson Lab to assist in the unpackaging and packaging of the cell to and from the BTSP. The Hall B tritium cell would be filled and transported in the same manner. The storage system employed in Hall A can also be used in Hall B. This system allowed the target cell to be removed from the beam line for longer term storage (up to a few months) during accelerator down periods. It also simplifies packaging and unpackaging operations associated with shipment of the cell.