


Fragmentation and Semi-Inclusive Results from HERMES

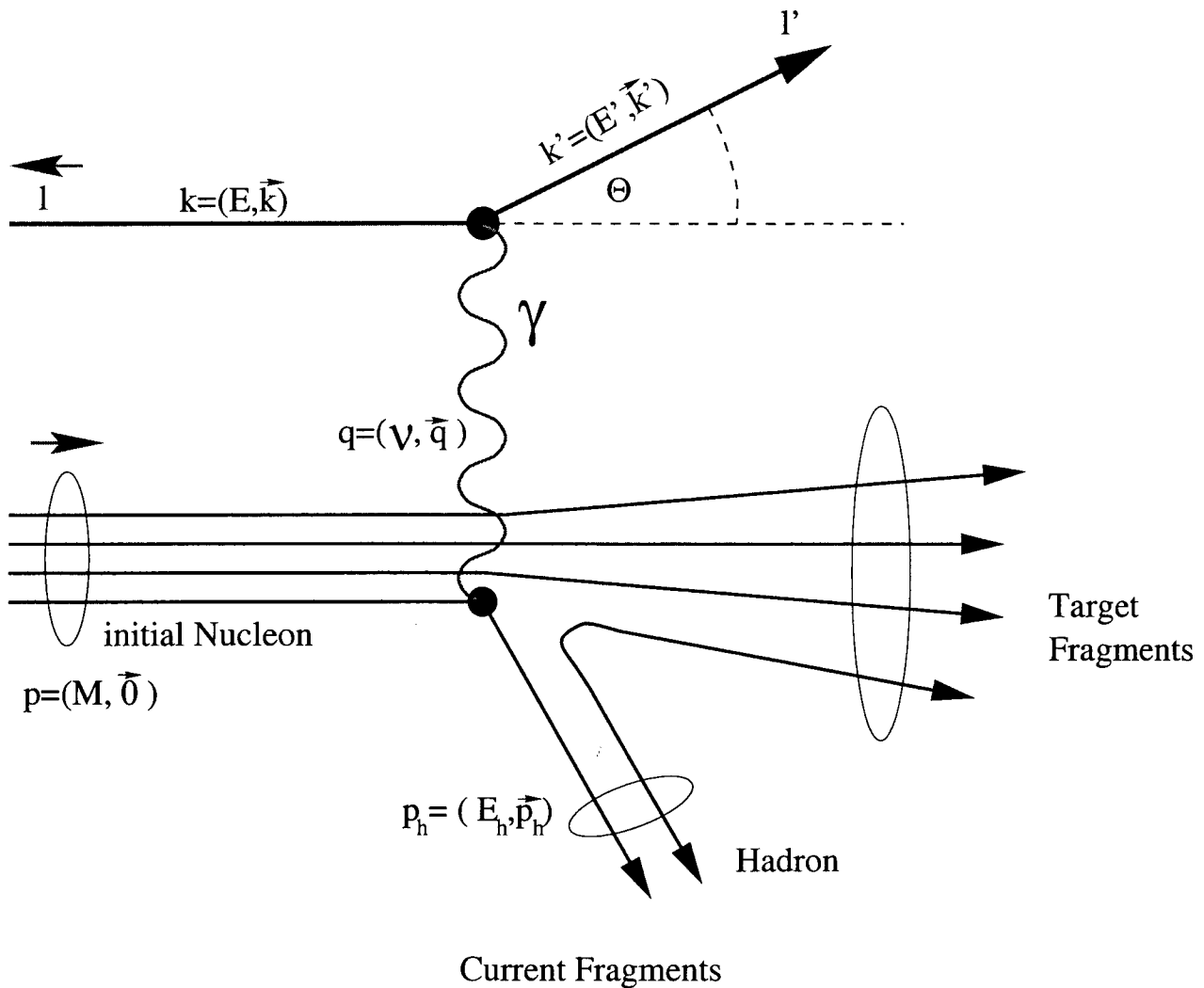
Wolfgang Lorenzon
University of Michigan



April 18, 2000

- Low x , low Q^2 inclusive data from HERMES
- Polarized Quark distributions
- Charged and Neutral Pion 'Fragmentation Functions'
- Factorization Tests/Measurements
- Single Spin Asymmetries - Transversity

Polarized Deep Inelastic Scattering

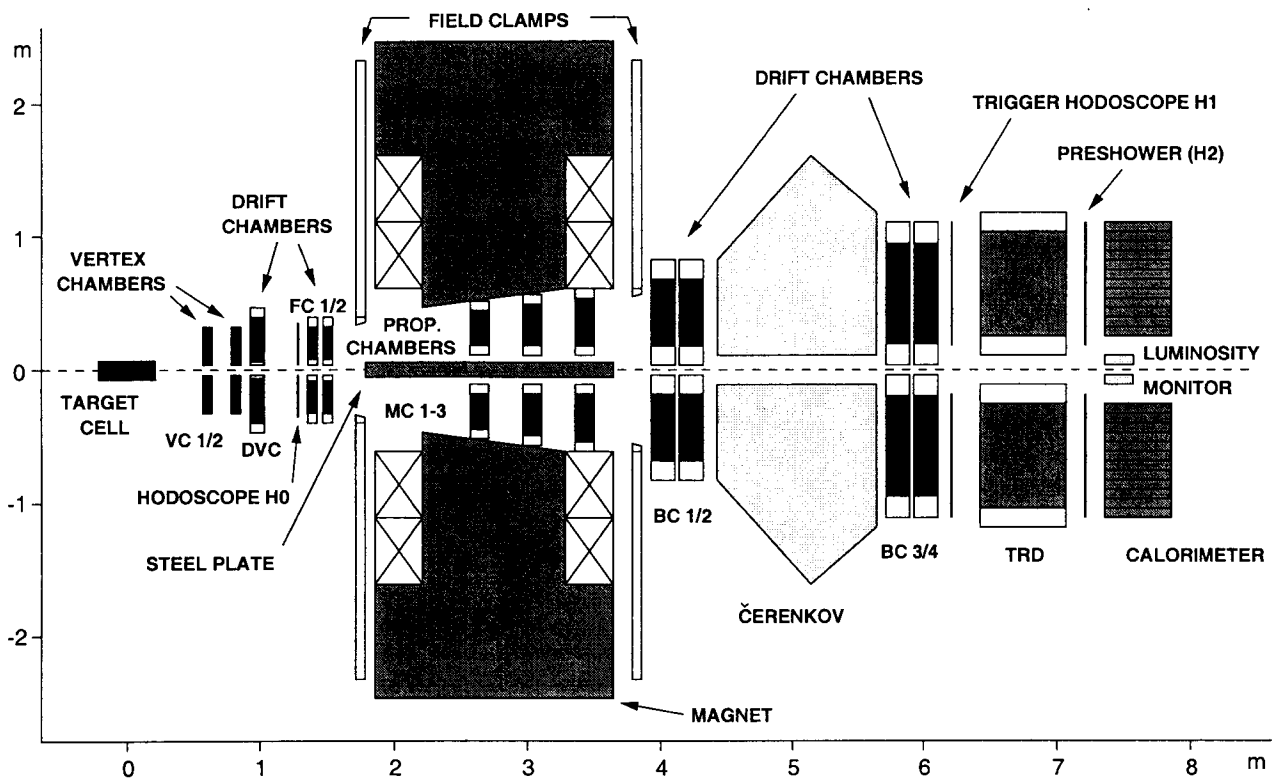


- Inclusive: detect e' only
- Semi-Inclusive: detect e' and hadrons in coincidence
- to probe spin require beam and nucleon to be polarized

HERMES Physics Program

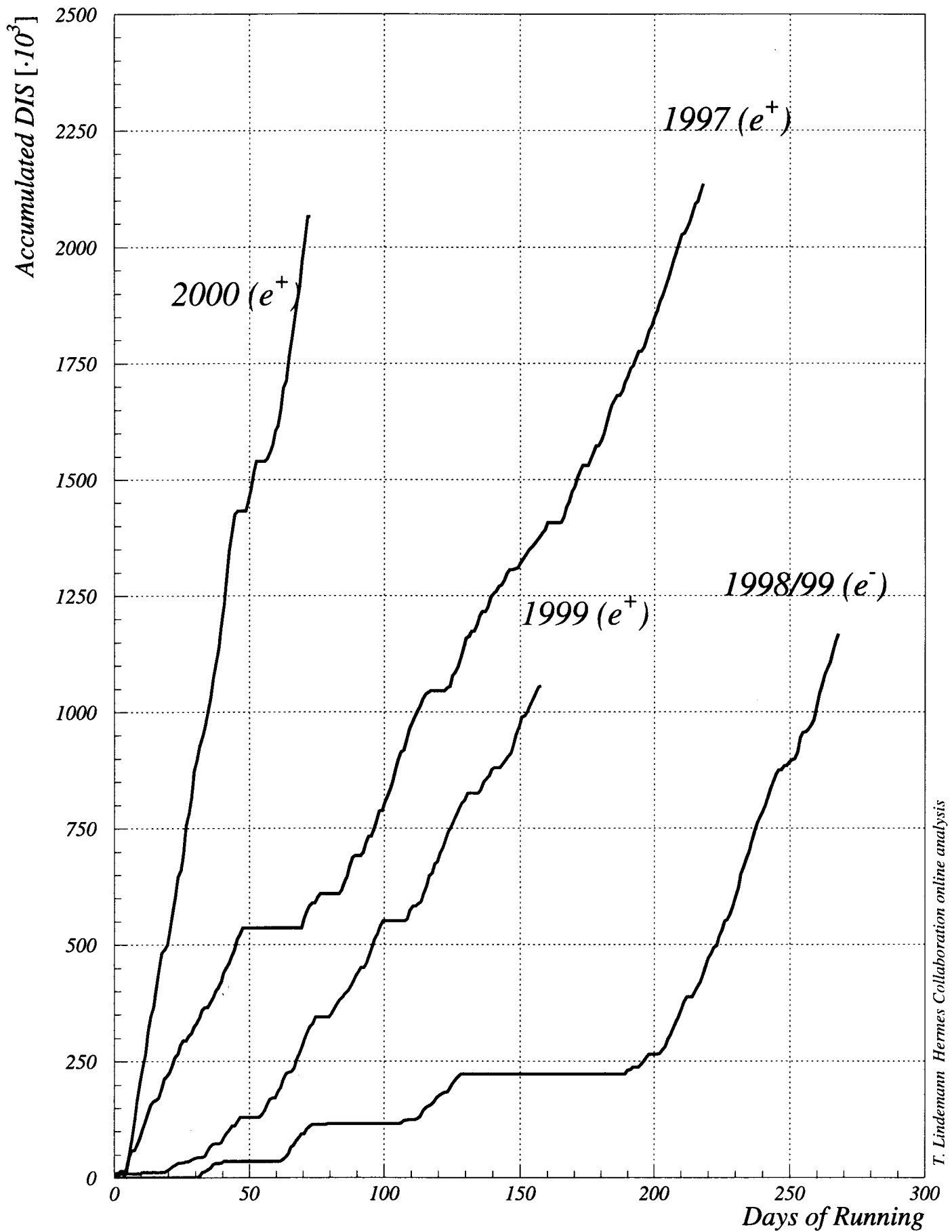
- Study of the Spin Structure of the Nucleon
 - Inclusive / Semi-Inclusive Scattering
 - Proton / Neutron Target
$$\Rightarrow g_1, g_2, \Delta u, \Delta d, \Delta s, \Delta G, h_1, \dots$$
- Unpolarized Cross Section and Structure Function Ratios
$$\Rightarrow F_2^n / F_2^p, F_2^{3He} / F_2^D, F_2^{14N} / F_2^D, F_2^{84Kr} / F_2^D, R_A / R_D$$
- Light Sea Flavor Asymmetry
$$\Rightarrow \frac{(\bar{d} - \bar{u})}{u - d}$$
- Single-Spin Asymmetries
 - Spin-Azimuthal Asymmetries in Semi-inclusive Pion Production \Rightarrow Transversity distribution in nucleon
 - Spin-Azimuthal Asymmetries for Hard Exclusive Pion Production \Rightarrow Off-Forward Parton Distributions
- Fragmentation Functions & Hadronization in Nuclei
- Diffractive Vector Meson Production ($\rho^0, \phi, \omega, J/\Psi$)
 - Cross Sections
 - Decay Angular Distributions
 - Nuclear Transparency
- Polarized Λ^0 Production
 - Transversity, Azimuthal Distributions
- + more

The HERMES Experiment at DESY



- HERA 27.5 GeV pol. electron ring $\langle P_{e^-} \rangle \approx 55\%$
 beam current: $(45 - 10) \text{ mA}$
 $2.8 \times 10^{17} - 0.5 \times 10^{16}$
- Internal storage cell gas target $P_{H^+} \approx P_{H^-} \approx 88\%$
 density: $(0.7 - 3) \times 10^{14} \text{ atoms/cm}^2$
 $0.44 - 8.5 \times 10^{31}$
- Kinematic $0.02 < x < 0.8$ for $Q^2 > 1$ and $W^2 > 4$
- forward spectrometer $40 \text{ mrad} < \theta_{lab} < 220 \text{ mrad}$
 $\delta P/P \approx 1\%$, $\delta\theta < 0.6 \text{ mrad}$
- Particle identification with four detectors:
 Calorimeter, Preshower, TRD, Čerenkov (RICH-98)
 probability of e/h misidentification $< 0.4\%$

Hermes Running 1997-2000



g_1^p at Low Bjorken- x and Low Q^2

Why low x_{bj} ?

- Low x region crucial to pin down spin content of nucleon (extrapolation to unmeasured region)

Why low Q^2 ?

- Provide new data for studying scaling violations
- Allow further tests of pQCD concept:
Down to which Q^2 is concept valid?

$$\begin{aligned} xg_1(x, Q^2) &= xg_1^{tw-2}(x, Q^2) \\ &+ \frac{1}{Q^2} h^{tw-4}(x, Q^2) \\ &+ \frac{1}{Q^2} [h_{TMC}^{tw-2}(x, Q^2) + h_{TMC}^{tw-3}(x, Q^2)] \\ &+ \mathcal{O}\left(\frac{1}{Q^4}\right) \end{aligned}$$

⇒ Field in Progress

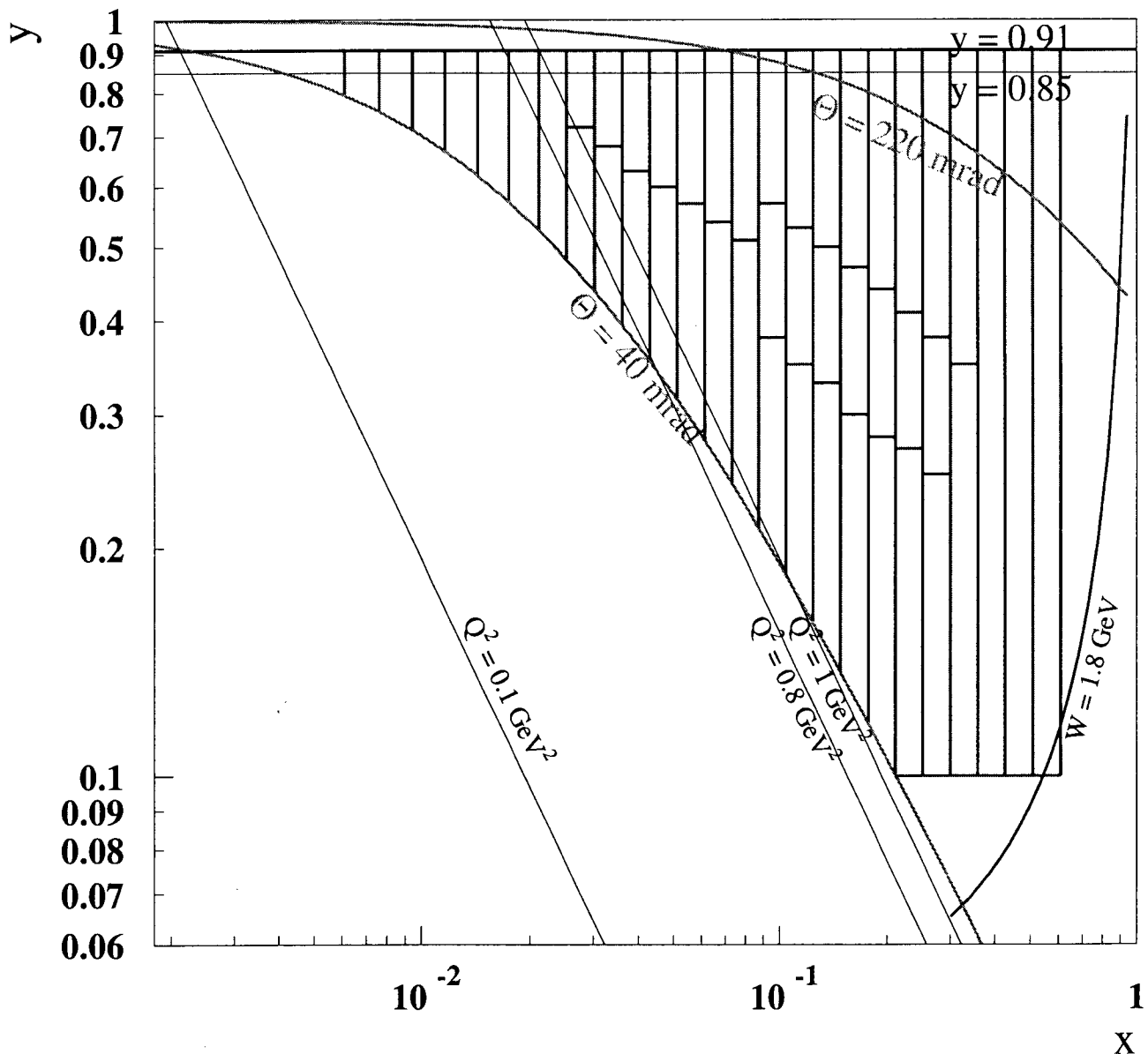
- LO $tw-4$ calculation for Deuteron at $Q^2 = 4 \text{ GeV}^2$
[DIS'99' E. Stein, NPB (Proc. Suppl.) 79 (1999), 567]
- LO Target Mass Contribution to $g_1^p(x, q^2)$ at $tw-2$ level
[DIS'99' J. Blumlein, A. Tkabladze, NPB (Proc. Suppl.) 79 (1999), 541]

Inclusive DIS data at Low x ...

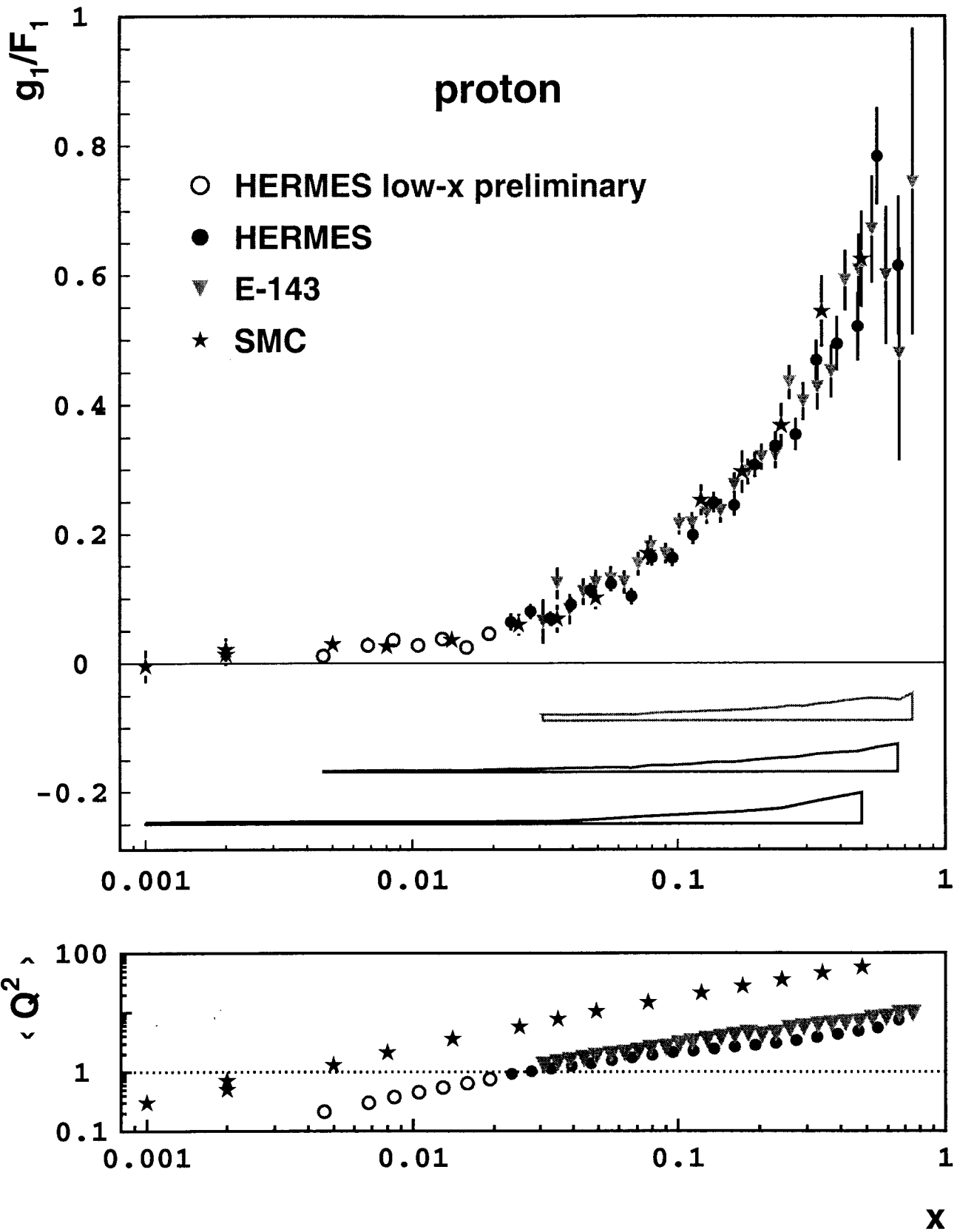
- Extension of kinematic range:

$$\begin{aligned} 0.85 &> x > 0.0021 \text{ (0.0212)} \\ 0.1 &< y < 0.91 \text{ (0, 85)} \\ Q^2 &> 0.1 \text{ (0.8) GeV}^2 \end{aligned}$$

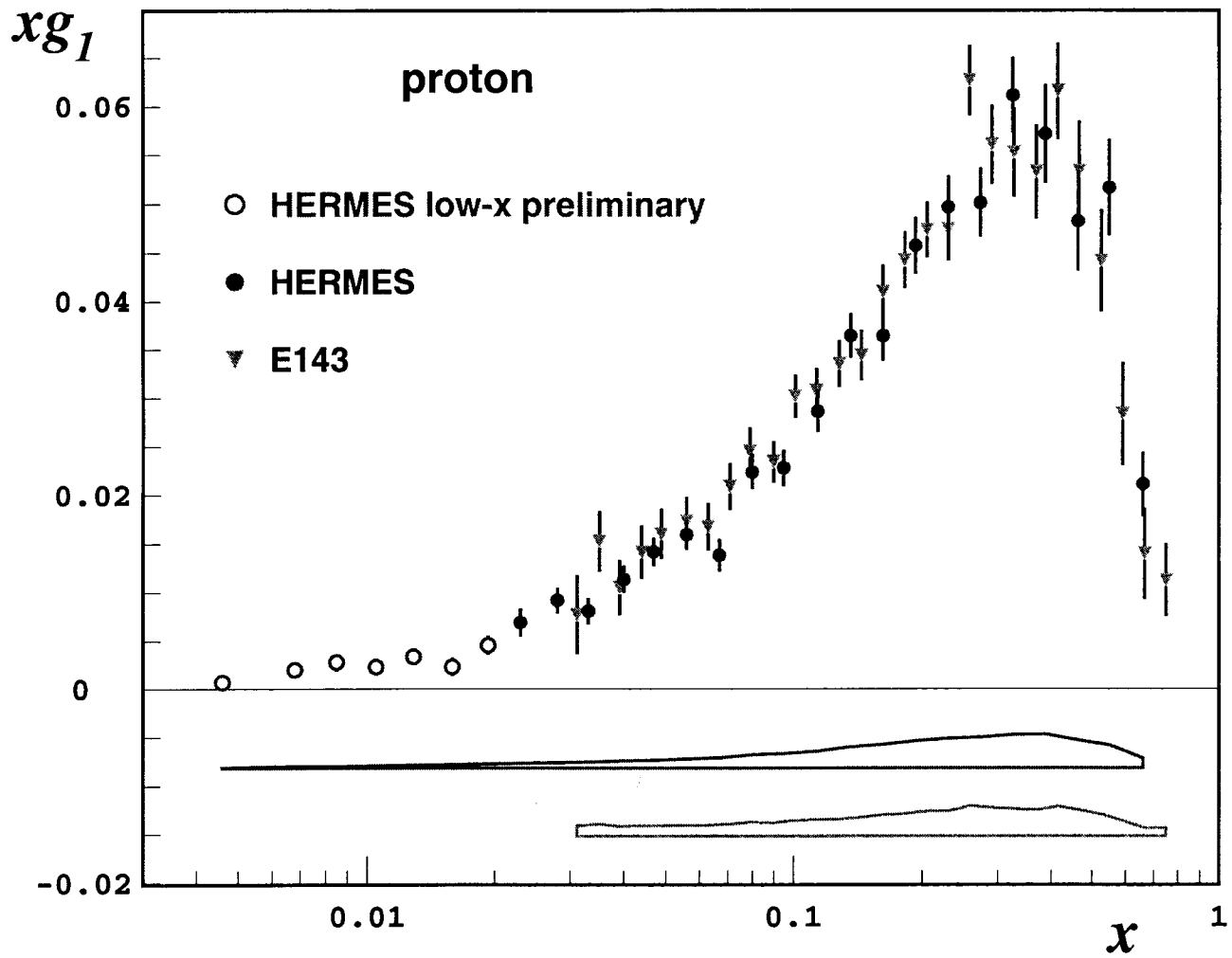
- The kinematic plane:



Resulting g_1/F_1 at Low x and Q^2



Resulting xg_1 at Low x and Q^2



Syst. Uncertainties

effects to g_1/F_1

$$\Delta_{\text{syst}} \stackrel{\text{def}}{=} \left| 1 - \frac{g_1/F_1(\text{syst})}{g_1/F_1(\text{std})} \right| \quad (\%)$$

- beam polarisation: $\Delta_{P_B} = 3.4\%$
- target polarisation: $\Delta_{P_T} = 4.4\% \text{ (new)}$
- normalisation:
 - $\Delta_{\text{Lumi}} = 0.2\%$
 - $< 0.4\% \text{ low } x$
 - $\Delta_{\text{dtm}} = 0.2\% \text{ low } x \text{ (new)}$
- hadron cont.: $\Delta_h < 0.4\%$

valid for alignment and beam parameter corr. data

- alignment Θ
 - $\Delta_A < 0.5\%$
 - $< 2.0\% \text{ low } x \text{ (new)}$
- z -vertex $\Delta_{zvx} = 5\% \text{ low } x \text{ bins}$
- MC-correction for F2ALLM+R1990 $\Delta_{C_{tot}} \approx 1\%$
 $= 5 \text{ (11)\% low } x \text{ (first) bins}$
- A_2 -Param $\Delta_{A_2} < 1.5\% \text{ highest } x$

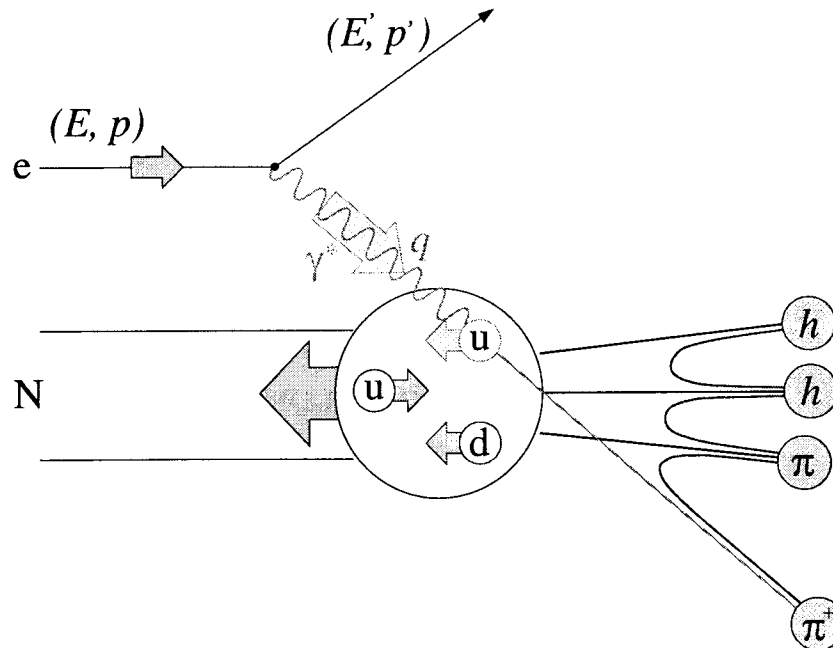
\Rightarrow std range: 5.7% (5.9 % highest x -bin)
 low- x range: 9.2 % (13.5 % lowest x -bin)

Conclusions of Low x and Low Q^2 Inclusive Data

- New HERMES data:
match low x SMC data on g_1/F_1 to very low Q^2
 \Rightarrow provide significant constraints on higher twist effects
- E143:
has performed fits including data down to $Q^2 = 0.3$
(but higher x than HERMES)
 \Rightarrow favoured small Q^2 -dependence to g_1/F_1 at lowest Q^2
 \Rightarrow HERMES data do not support such a Q^2 -dependence
- Question to theorists?
Why is there no Q^2 -dependence at the scale of Λ_{QCD}
 \Rightarrow JLAB might be right place to find the limit ...
- Higher twist effects stay small down to small Q^2
 \Rightarrow help to understand Quark-Hadron Transition
 \Rightarrow push QCD to still smaller Q^2 values?

Semi-Inclusive Deep Inelastic Scattering

Detect hadron h in coincidence with the scattered lepton



Flavour Tagging

Correlation between struck quark q_f and detected hadron h

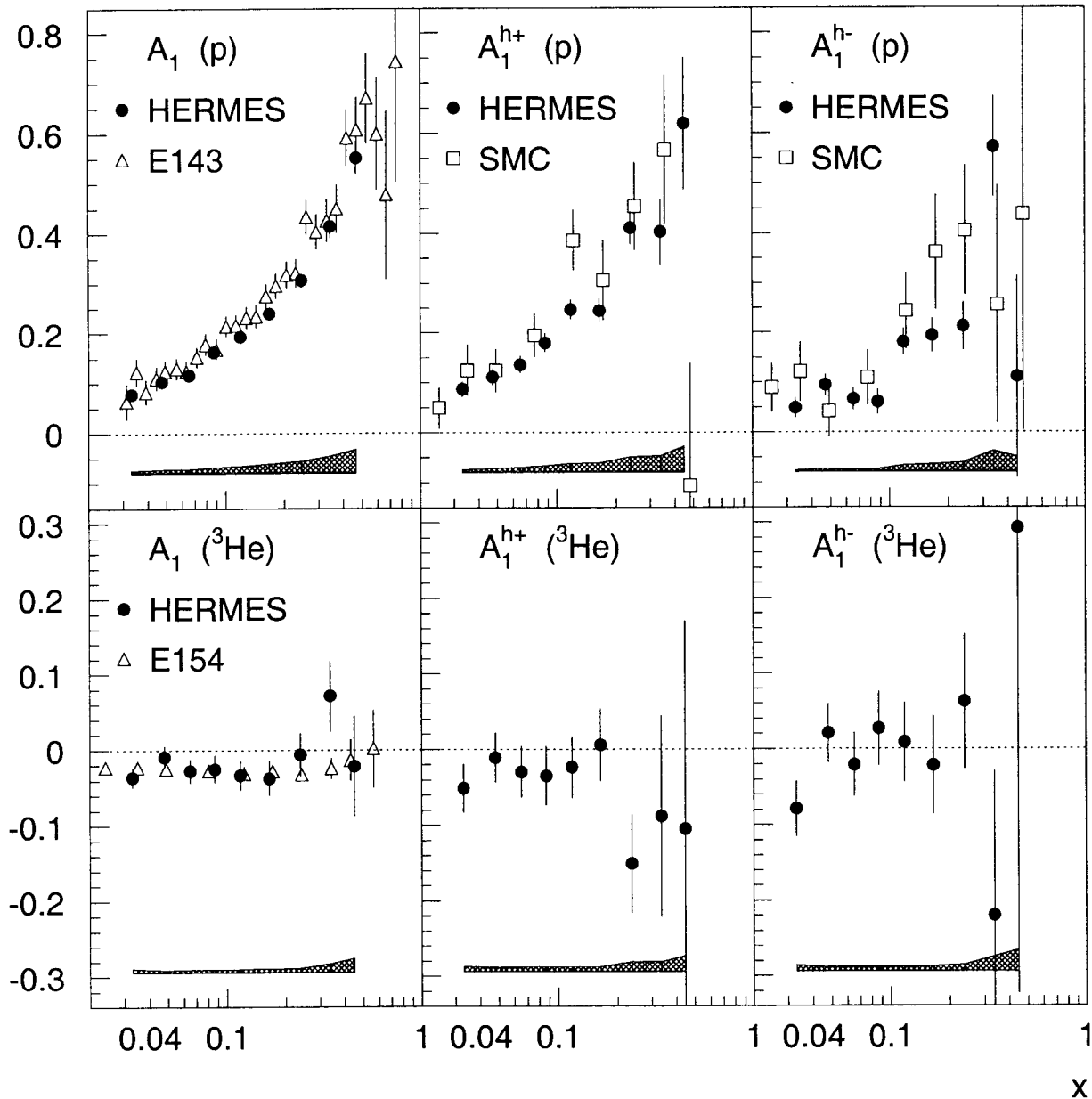
- Select hadrons from the current fragmentation region by minimum cuts on $z = E_h/\nu$ and $x_F = 2p_{||}/W$
- in LO QCD (assuming factorization and spin-independence of fragmentation)

$$A_1^h(x, Q^2) = \frac{\int_{z_{min}}^1 dz \sum e_f^2 \Delta q_f(x, Q^2) \cdot D_{q_f}^h(z, Q^2)}{\int_{z_{min}}^1 dz \sum e_f^2 q_f(x, Q^2) \cdot D_{q_f}^h(z, Q^2)}$$

$D_{q_f}^h$: Fragmentation Function

Semi-Inclusive Asymmetries

HERMES data on ${}^3\vec{H}e$ (1995) and \vec{H} (1996+1997)



- To distinguish between current and target fragments
 $z > 0.2$; $x_F > 0.1$; $W^2 > 10 \text{ GeV}^2$
- Data averaged over Q^2 (and z) in each x bin:
 - agreement within 1σ
 - no statistically significant Q^2 dependence

Δq-Extraction

- Input for extraction of polarized quark distributions:
 - measured hadron asymmetries $A_1^h(x, z)$
 - unpolarized quark distributions $q(x)$
 - fragmentation functions $D_q^h(z)$
- Global fit of inclusive and semi-inclusive p and n asymmetries
- Rewrite Photon-Nucleon Asymmetry:

$$\begin{aligned}
 A_1^h(x, z) &= \sum_q \frac{e_q^2 q(x) D_q^h(z)}{\sum_{q'} e_{q'}^2 q'(x) D_{q'}^h(z)} \cdot \frac{\Delta q(x)}{q(x)} \\
 &= \sum_q P_q^h(x, z) \cdot \frac{\Delta q(x)}{q(x)}
 \end{aligned}$$

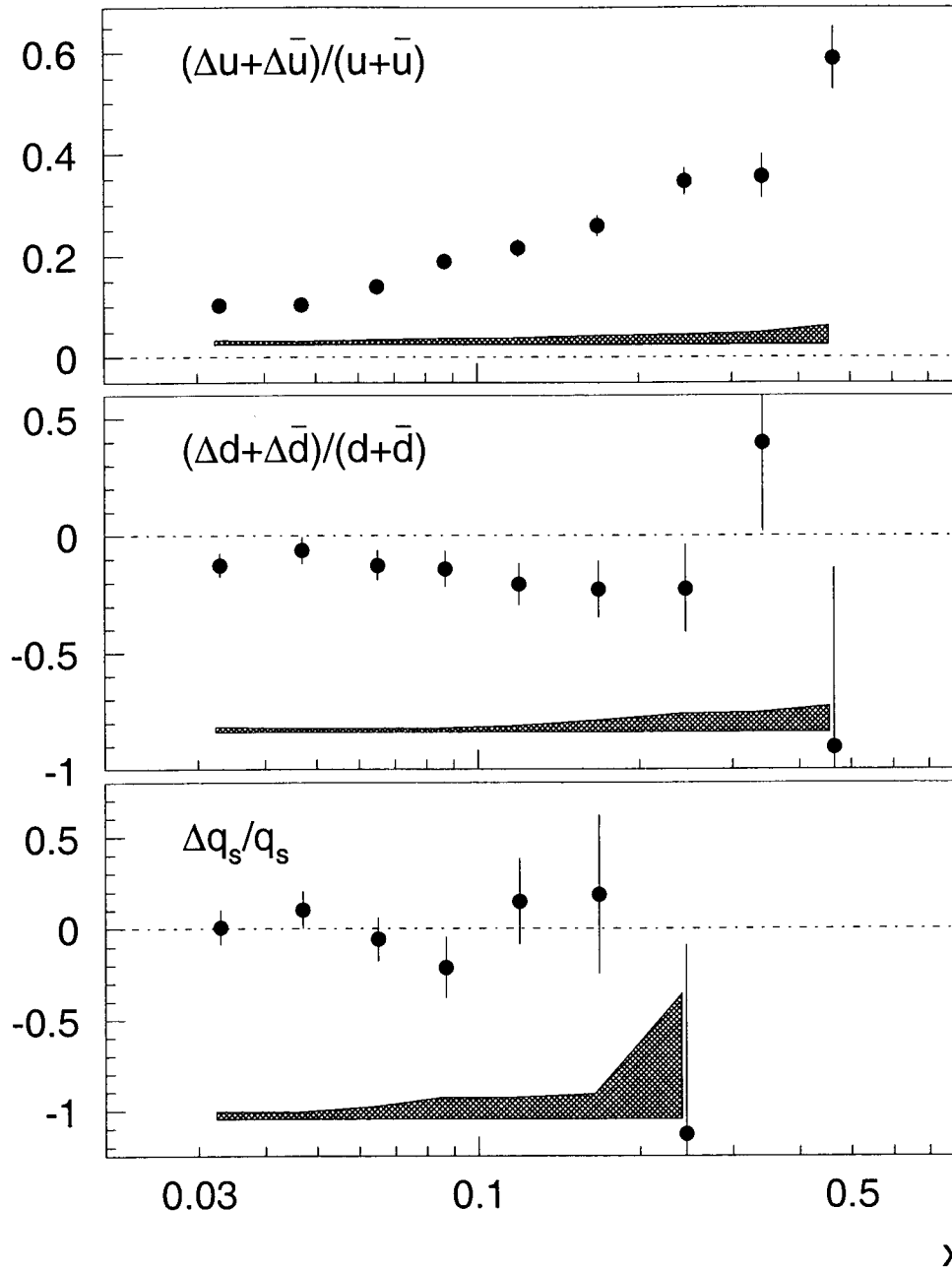
- Purity P_q^h gives probability that a quark q was struck when a hadron h is detected
- Purities are spin-independent (unpolarized) quantities !
- Define

$$\vec{A} = \begin{pmatrix} A^{h_1}(x) \\ \dots \\ A^{h_m}(x) \end{pmatrix}, \vec{Q} = \begin{pmatrix} \Delta q_1(x)/q_1(x) \\ \dots \\ \Delta q_n(x)/q_n(x) \end{pmatrix}, \mathcal{P} = [P_q^h(x)]$$

- To extract quark polarizations solve

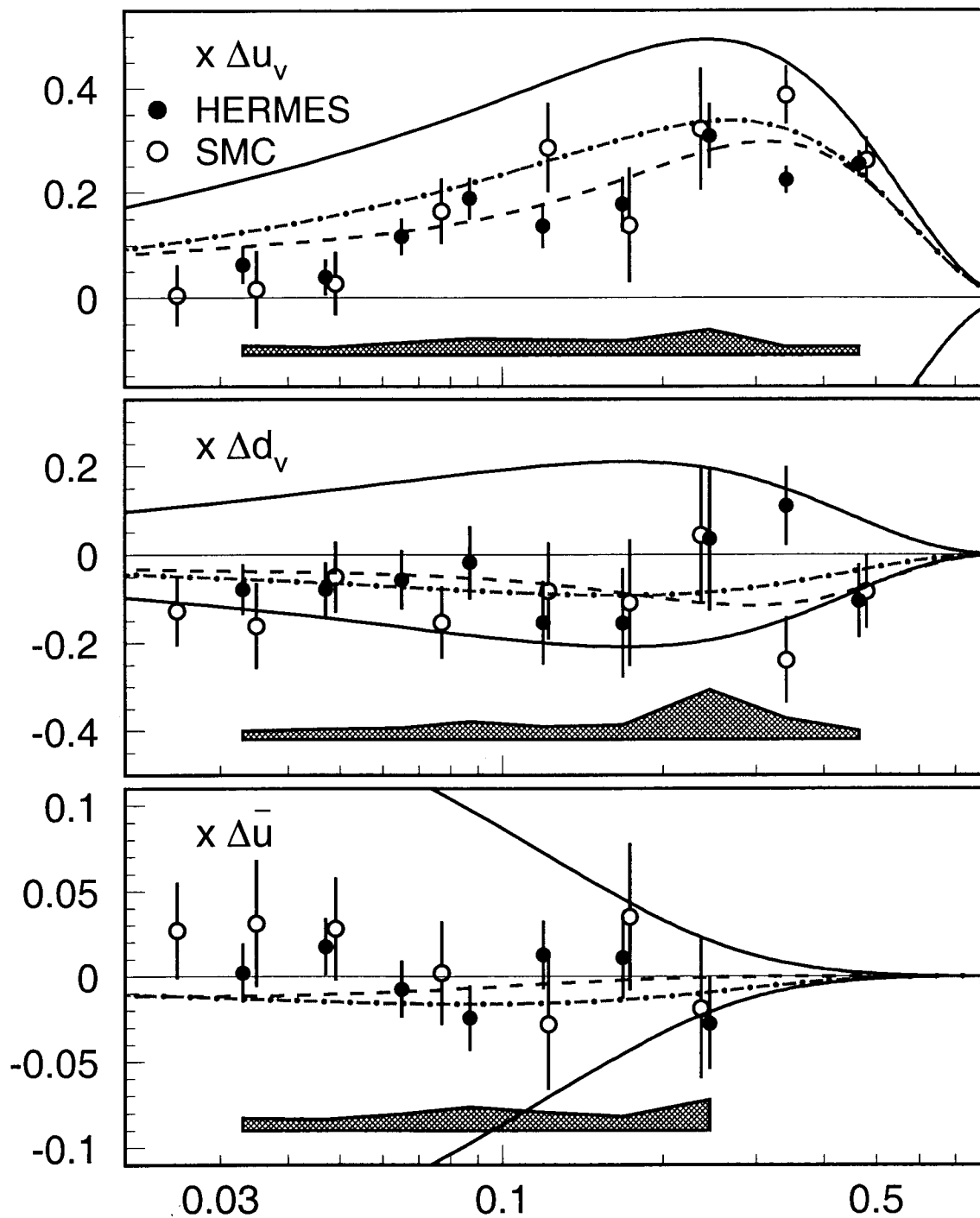
$$\vec{A} = \mathcal{P} \vec{Q}$$

Flavor Decomposition



- Polarized quark distributions
⇒ Sea quark polarization is consistent with zero
- Need RICH to separate contributions from light sea from that of strange sea

Valence and Sea Quark Distributions



Dashed line: GS (LO);

Dashed-dotted line: GRSV (LO)

Polarized valence and sea quark distributions compared to SMC (at $Q^2 = 2.5 \text{ GeV}^2$) \Rightarrow good agreement

Spin Contributions and $SU(3)_f$

- Comparison of the Hermes integrals with SMC results ($Q^2 = 2.5 \text{ GeV}^2$ and $0.023 < x < 0.6$)

	HERMES	SMC
Δu_v	$0.52 \pm 0.05 \pm 0.08$	$0.59 \pm 0.08 \pm 0.07$
Δd_v	$-0.19 \pm 0.11 \pm 0.13$	$-0.33 \pm 0.11 \pm 0.09$
$\Delta \bar{u}$	$-0.01 \pm 0.02 \pm 0.03$	$0.02 \pm 0.03 \pm 0.02$
$\Delta \bar{d}$	$-0.02 \pm 0.03 \pm 0.04$	$0.02 \pm 0.03 \pm 0.02$

→ Agreement within 1σ

- Test of $SU(3)_f$ predictions ($Q^2 = 2.5 \text{ GeV}^2$)

	Total Integral	$SU(3)_f$
$\Delta u + \Delta(u)$	0.57 ± 0.04	0.66 ± 0.03
$\Delta d + \Delta(\bar{d})$	-0.25 ± 0.07	-0.35 ± 0.03
$\Delta s + \Delta(s)$	-0.01 ± 0.05	-0.08 ± 0.02

(Uncertainty for low x extrapolation not included)

→ $SU(3)_f$ violation still an open issue

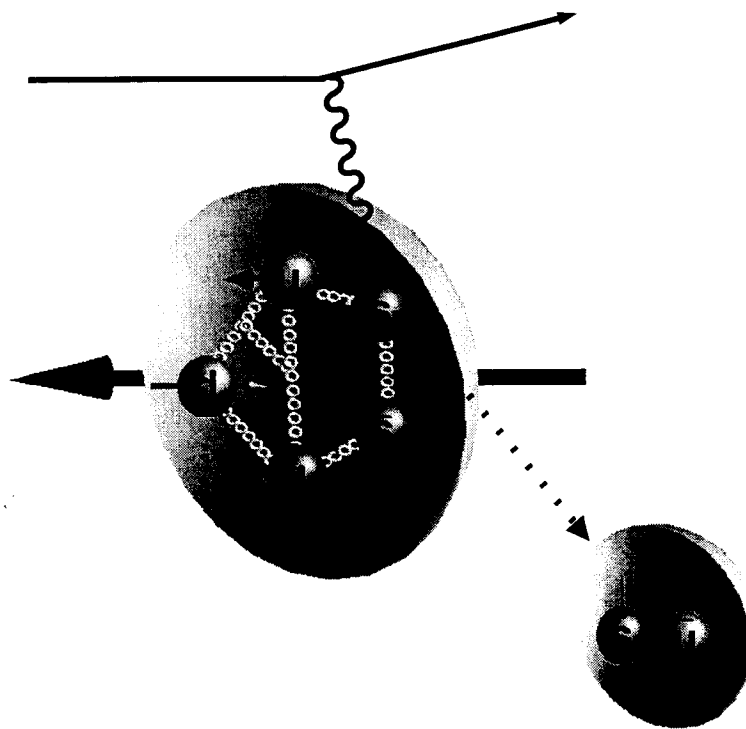
→ Direct measurement of strange sea is required

Strange Sea Polarization

- Strange quark sea is significantly negative in inclusive analysis ($\Delta_s = -0.10 \pm 0.03$)
- Sea quark polarization is close to zero in semi-inclusive analysis (HERMES)

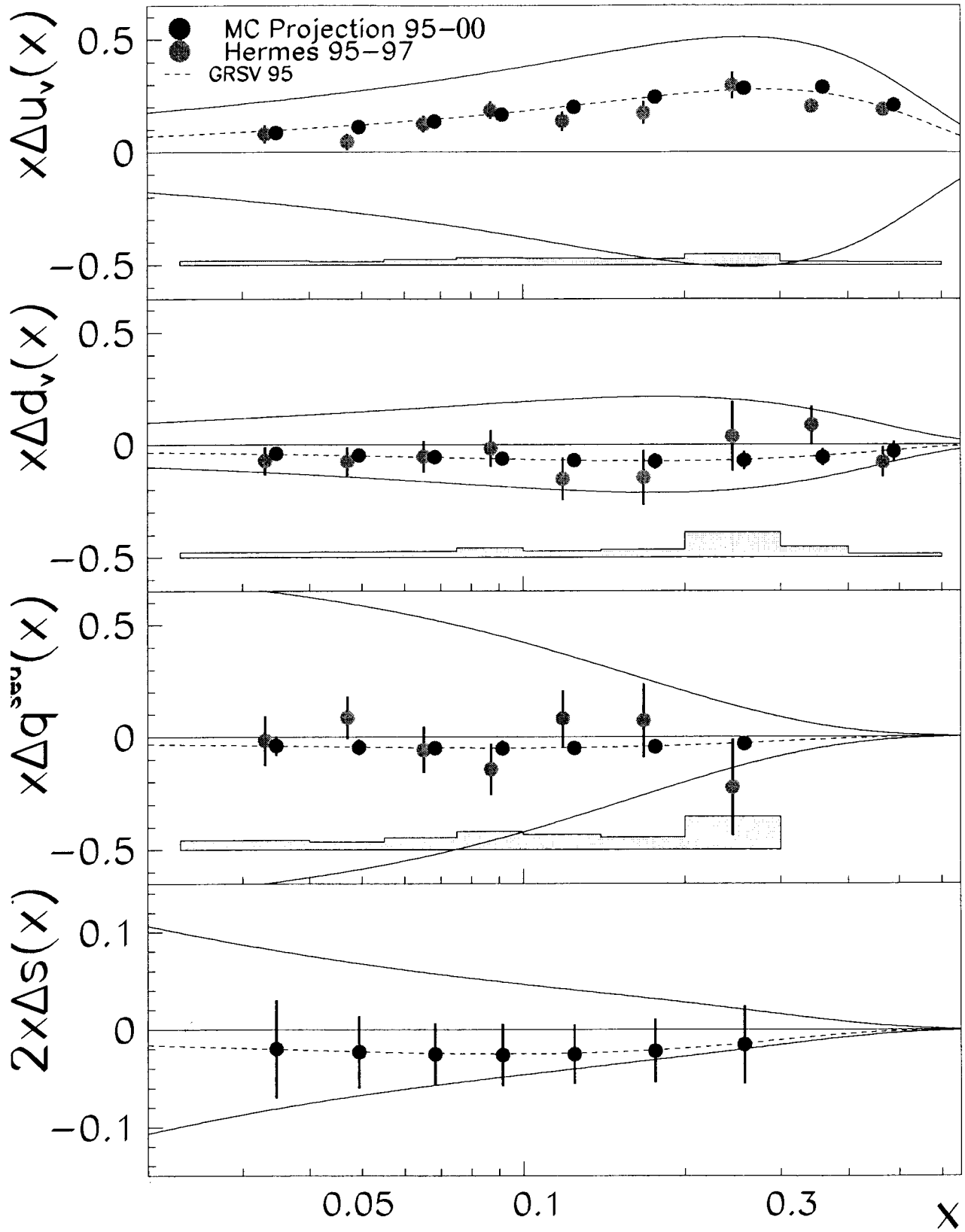
→ **neither result represents direct measurement of Δ_s**

- RICH offers possibility of direct measurement through Kaon identification (HERMES)

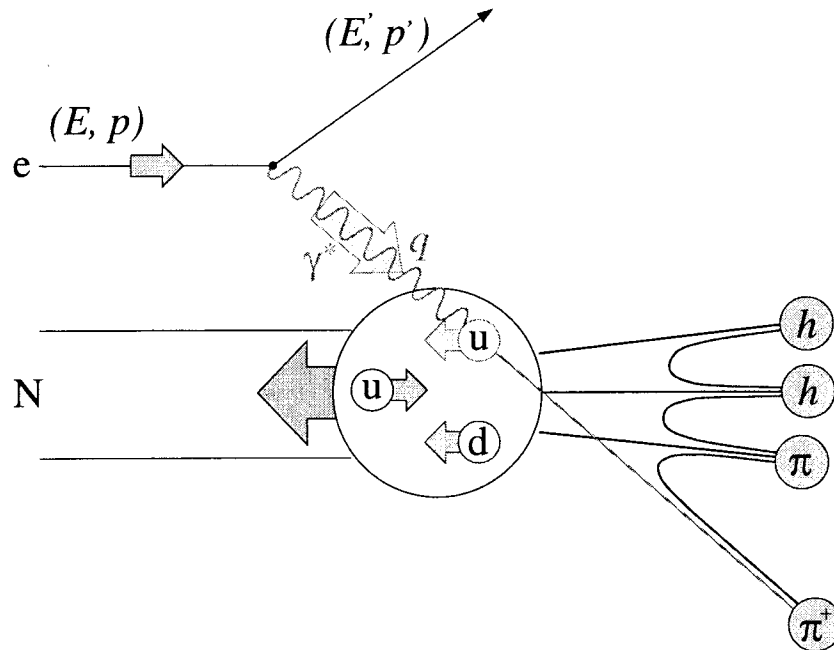


K- (KAON)

After 1998–2000 on D Target



Pion Electroproduction in DIS



In QPM:

- fragmentation function $D_f^\pi(z) =$ probability for a quark of flavor f to fragment into a pion
- leading pion determined by $z = \frac{E_\pi}{\nu}$
- assuming: factorization + scaling of D_f^h

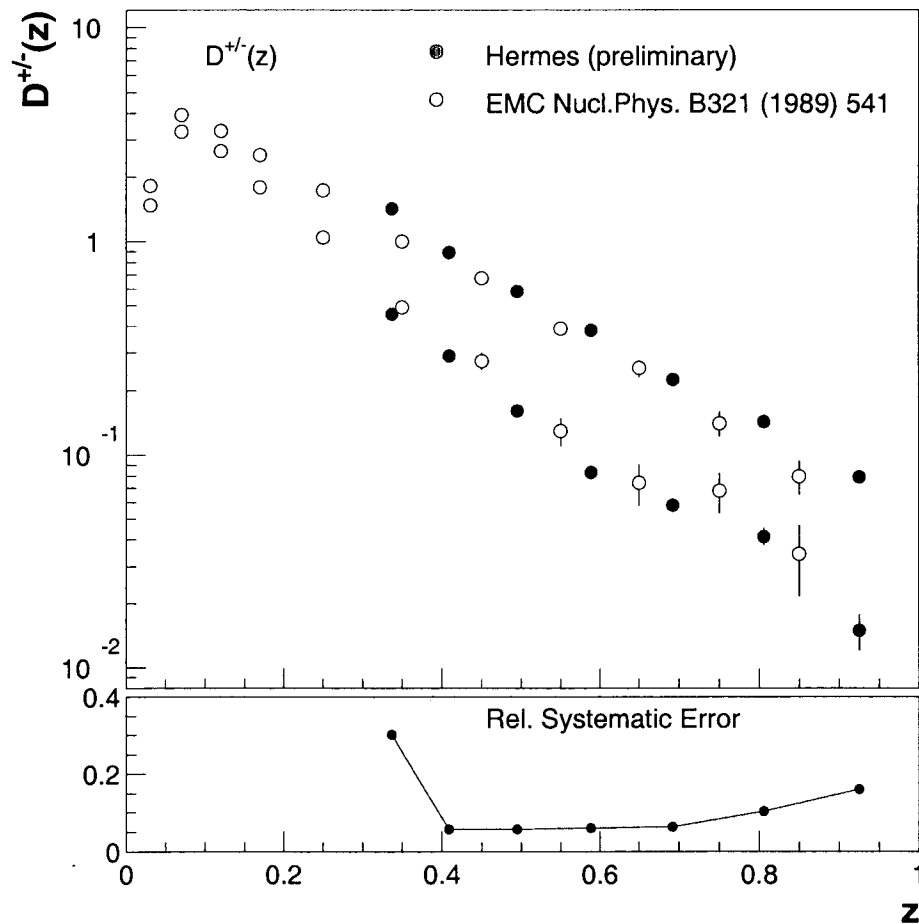
$$\frac{1}{\sigma_{DIS}} \cdot \frac{d\sigma^\pi(x, z)}{dz} = \frac{\sum e_f^2 q_f(x) D_f^\pi(z)}{\sum e_f^2 q_f(x)}$$

Assuming: strange quark contribution is negligible
 $\Rightarrow \pi$ multiplicity is equal to fragmentation function D^π

Note: PQCD corrections to this ansatz suggest a significant Q^2 -dependence of the fragmentation process.

π Fragmentation Functions - Old Result

π fragmentation functions using EMC extraction method



- LO QCD corrections applied
- No radiative corrections applied

Fragmentation Functions

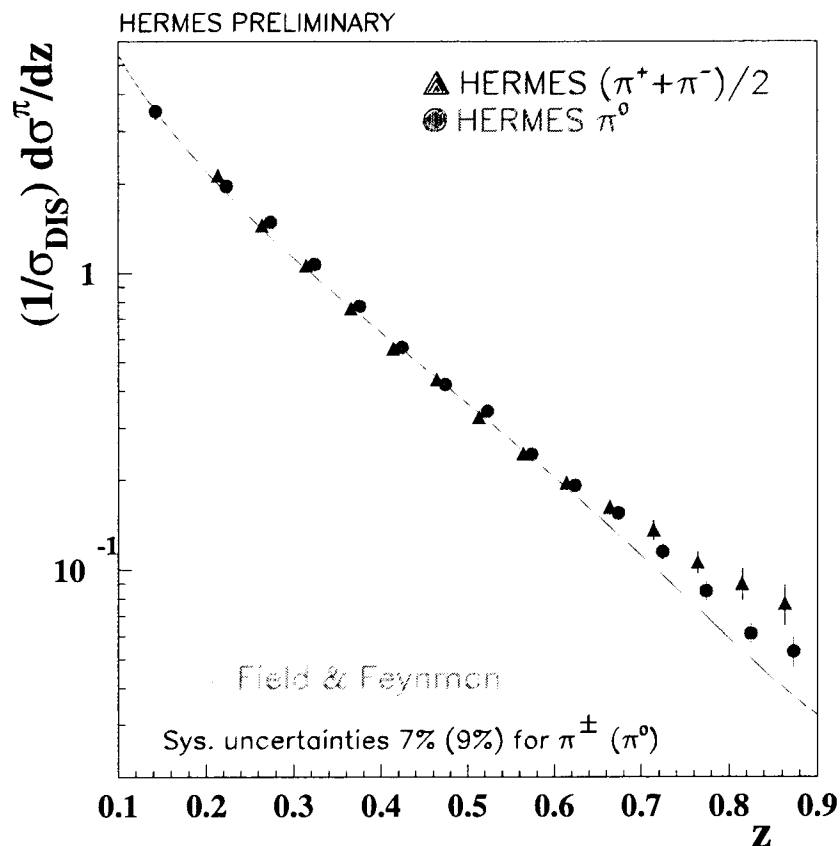
FAVORED D^+ leading pion contains struck quark

UNFAVORED D^- leading pion does not contain struck quark

Charged and Neutral Pion Multiplicities

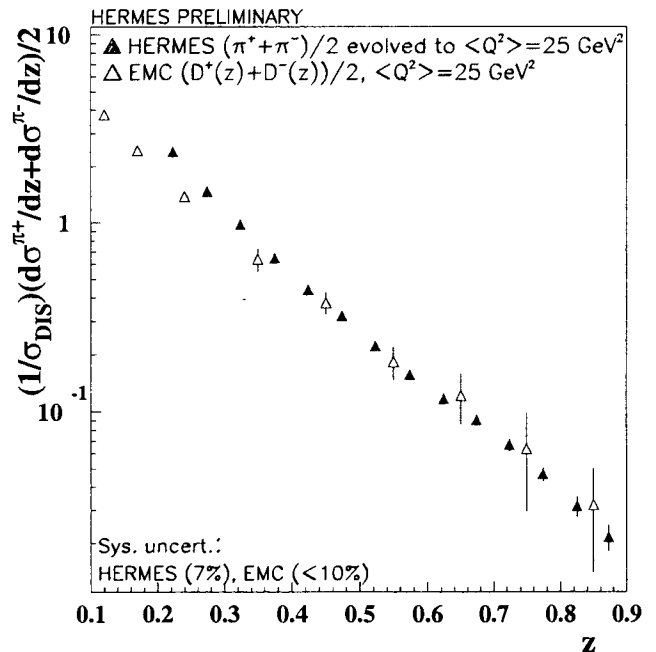
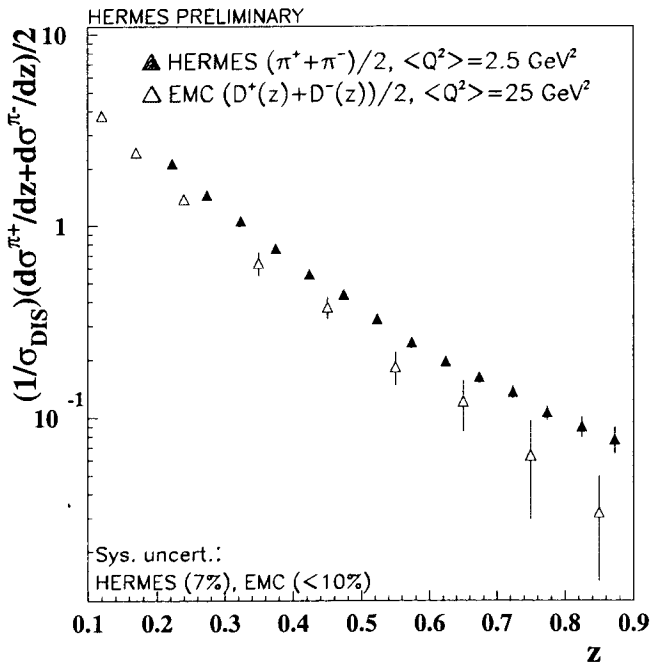
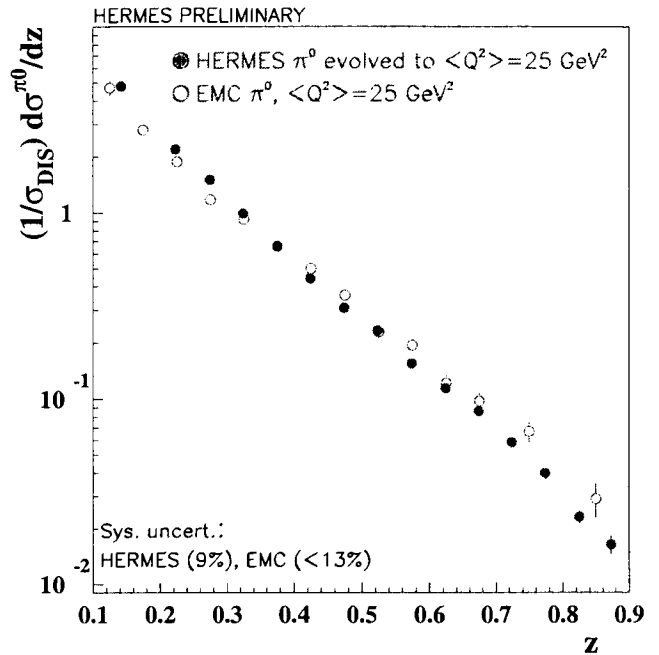
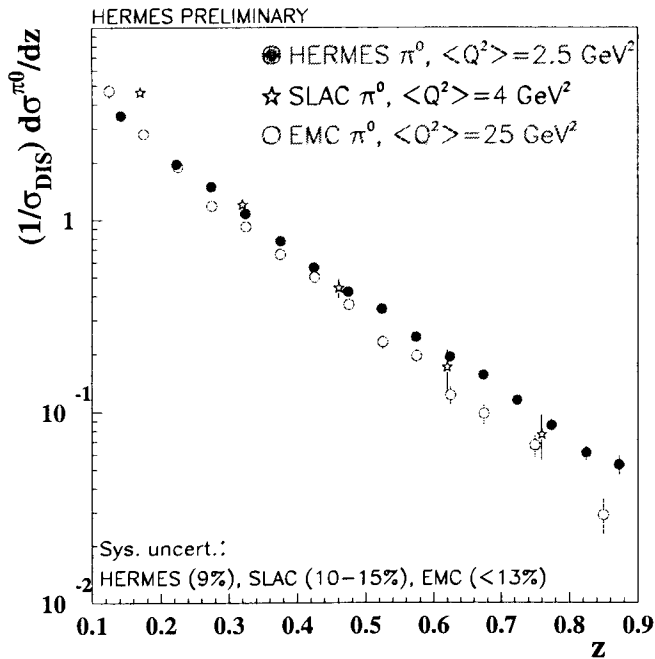
Assuming isospin asymmetry in QPM:

$$\frac{1}{\sigma_{DIS}} \frac{d\sigma^{\pi^0}}{dz} = \frac{1}{\sigma_{DIS}} \frac{1}{2} \left[\frac{d\sigma^{\pi^+}}{dz} + \frac{d\sigma^{\pi^-}}{dz} \right]$$



- Excellent agreement in most of measured z -range
- two data sets obtained with very different event reconstruction procedures
- for $z > 0.75$ multiplicity for charged pions larger than for neutral pions
 → possible contributions from exclusive charged diffractive channels

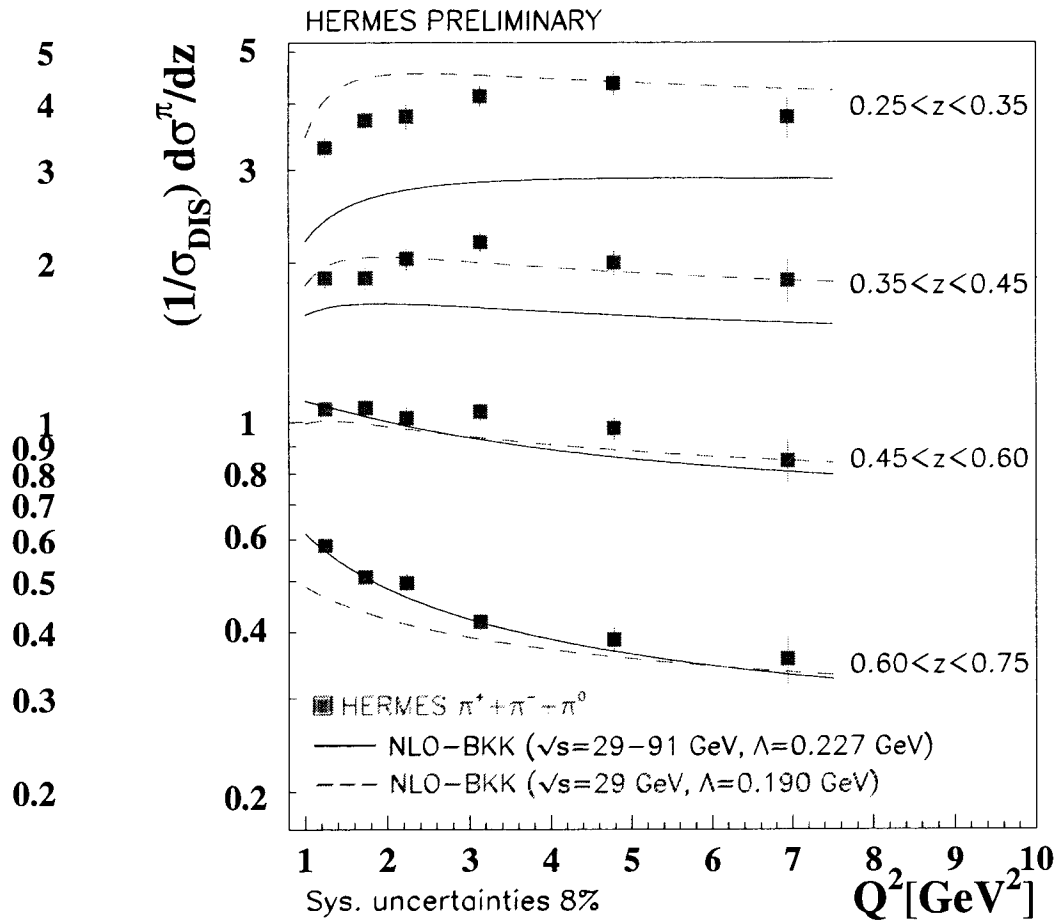
Comparison to EMC



- Excellent agreement with EMC fragmentation functions after NLO QCD evolution (to $Q^2 = 25 \text{ GeV}^2$)
- Note: LO calculation suffers from significant theoretical uncertainties related to choice of renormalization scale of α_s

Total Pion Multiplicity vs Q^2

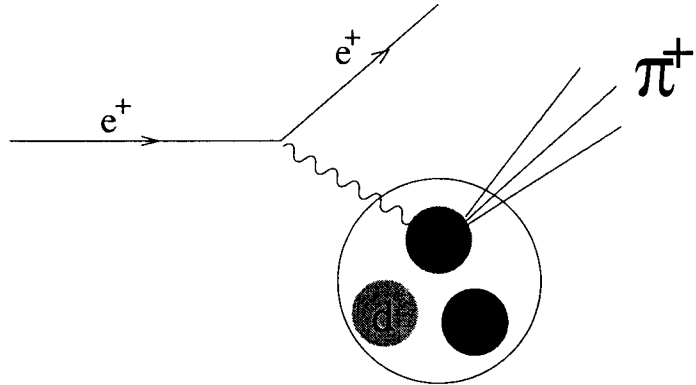
To better investigate scaling violation
 \Rightarrow study Q^2 dependence at fixed z



- Clear deviation from scaling predictions of QPM, especially in high- z bin
- Absolute values of NLO QCD calculations with 10-20% uncertainties (renormalization, factorization, fragmentation scales)

Ratio of valence quark distributions

Identify leading π^\pm from H and D targets.



Use charge difference and ratios to cancel effects of the sea and fragmentation functions:

$$R_\pi = \left(\frac{N_D^{\pi^+}(x) - N_D^{\pi^-}(x)}{N_p^{\pi^+}(x) - N_p^{\pi^-}(x)} \right) \frac{N_p}{N_D} \left(1 + \frac{F_2^n(x)}{F_2^p(x)} \right) - 1$$

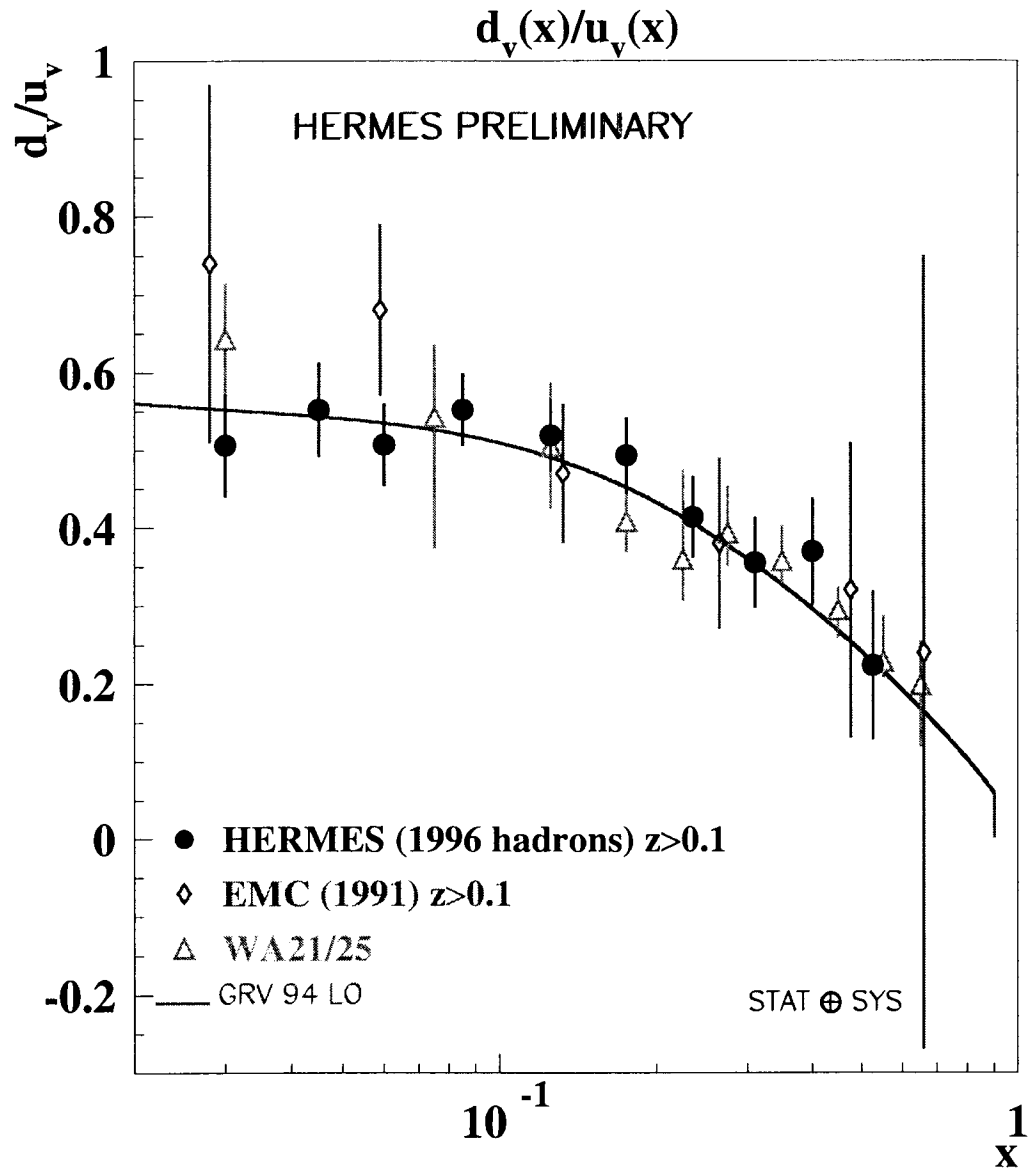
$$R_\pi = \frac{3u_v(x) + 3d_v(x)}{4u_v(x) - d_v(x)} - 1$$

The ratio of the valence distributions is

$$\frac{d_v(x)}{u_v(x)} = \frac{4R_\pi(x) + 1}{R_\pi(x) + 4}$$

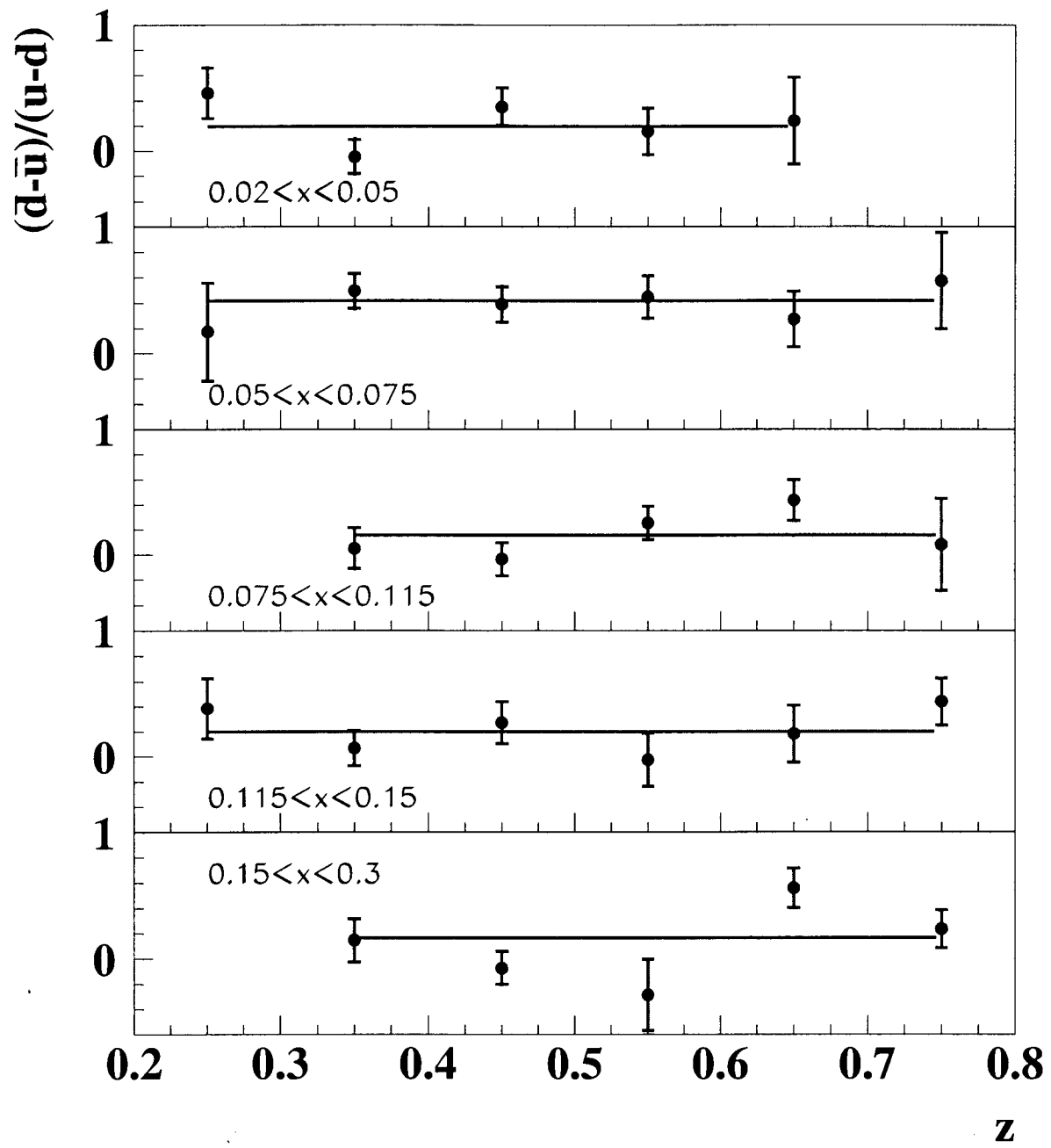
HERMES preliminary $\frac{d_v(x)}{u_v(x)}$ vs x

unpolarized H + D data



→ test of factorization

$(\bar{d} - \bar{u}) / (u - d)$ vs z



→ proof of factorization

Light Sea Flavor Asymmetry

In QPM:

- assuming:
 - flavor symmetric light quark sea
 - isospin symmetry between p and n
- results in Gottfried sum rule

$$S_G = \int_0^1 \frac{dx}{x} (F_2^p(x) - F_2^n(x)) = \frac{1}{3} - \frac{2}{3} \int_0^1 (\bar{d}(x) - \bar{u}(x)) dx$$

- NMC: $S_G = 0.235 \pm 0.026$ (Phys. Rev. D50, 1 (1994))
- Hermes can measure the ratio $(\bar{d} - \bar{u})/(u - d)$ from ratio of charged pion yields in semi-inclusive DIS on 1H and 2D .

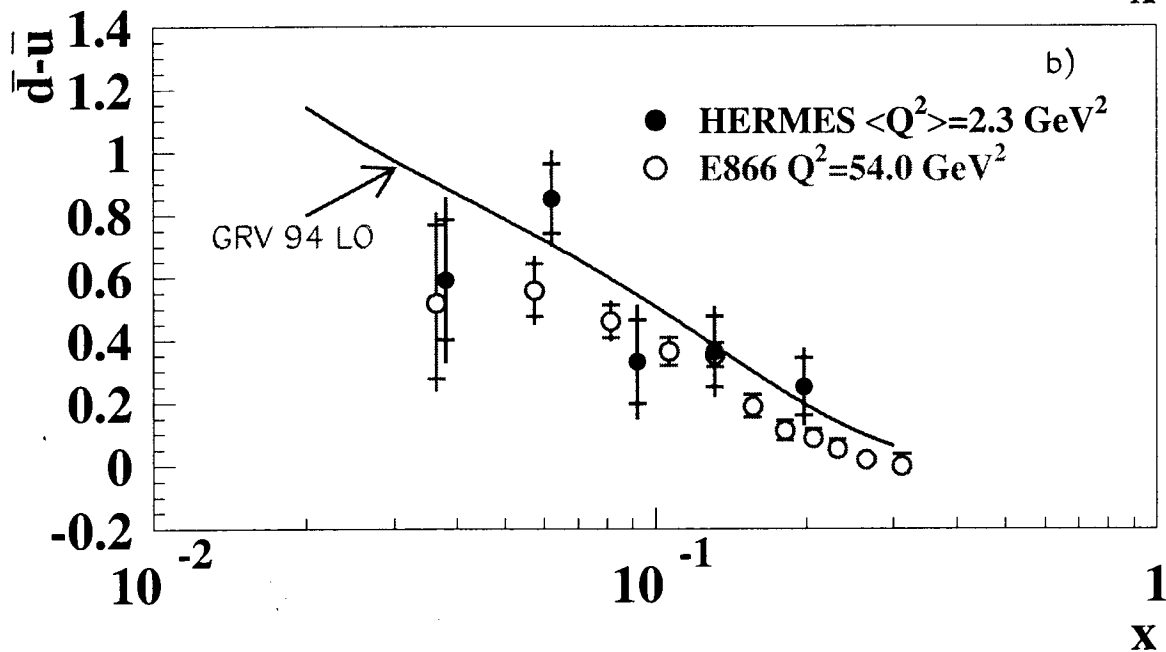
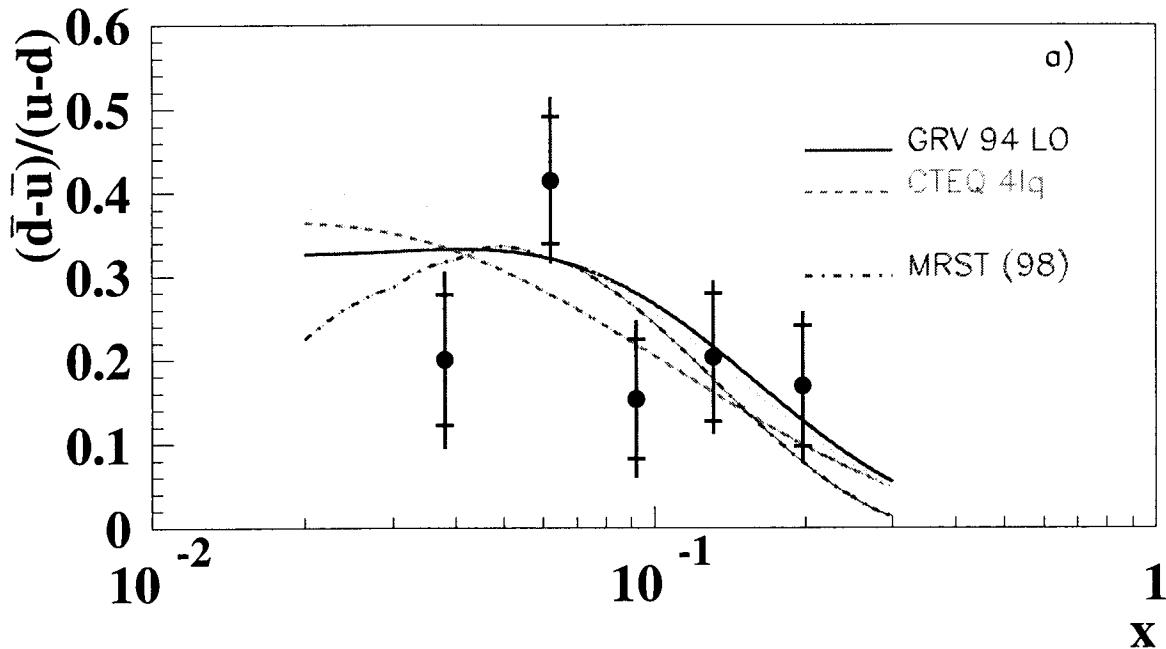
$$r(x, z) = \frac{N_p^{\pi^-}(x, z) - N_n^{\pi^-}(x, z)}{N_p^{\pi^+}(x, z) - N_n^{\pi^+}(x, z)}$$

With $J(z) = \frac{5}{3} \left(\frac{1 + D'(z)}{1 - D'(z)} \right)$ and $D'(z) = \frac{D_u^{\pi^-}(z)}{D_u^{\pi^+}(z)}$

one receives

$$\frac{\bar{d}(x) - \bar{u}(x)}{u(x) - d(x)} = \frac{J(z) [1 - r(x, z)] - [1 + r(x, z)]}{J(z) [1 - r(x, z)] + [1 + r(x, z)]}$$

Light Sea Flavor Asymmetry — Comparison to E866

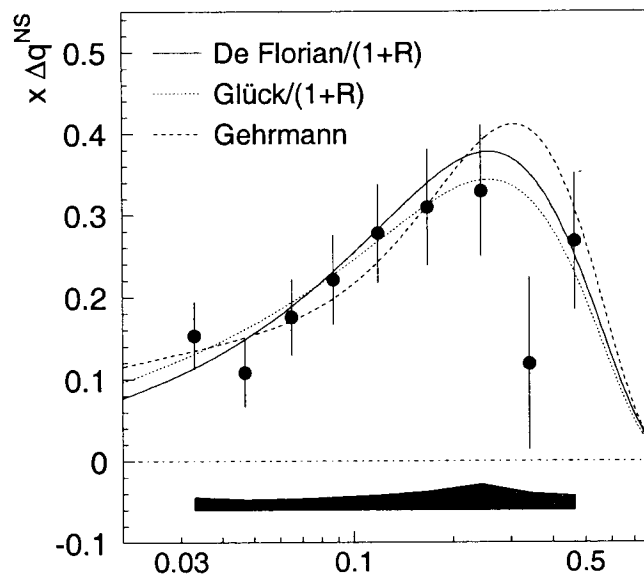


- Sea asymmetry in semi-inclusive DIS (HERMES) and Drell–Yan (E866) experiments agree
- Q^2 of two experiments differ by factor ~ 20

Summary of Factorization Test/Measurements

- Ratio of valence quark distributions: $\frac{d_v}{u_v}$
→ no further work done since 1996
- Light sea flavor asymmetry: $\frac{\bar{d}}{\bar{u}}$
→ no evidence of strange behavior
- Polarized quark distributions: Δq
 - HERMES data agree with SMC data
 - good agreement with SU(3) analyses of other inclusive data:

$$\Delta q^{NS}(x) = \Delta u(x) + \Delta \bar{u}(x) - \Delta d(x) - \Delta \bar{d}(x) = 6 (g_1^p(x) - g_1^n(x))$$



→ fits are from inclusive data where factorization is not relevant

⇒ Factorization seems to hold at HERMES

Transversity



A complete description of the momentum and spin structure of the nucleon at leading twist requires the third parton distribution $\delta q(x)$.

transversity:

$$h_1(x) \sim \delta q(x)$$

$$h_1 = \begin{array}{c} \uparrow \\ \circ \\ \uparrow \\ \bullet \end{array} - \begin{array}{c} \uparrow \\ \circ \\ \bullet \\ \downarrow \end{array}$$

Features of $h_1(x)$:

- in the absence of relativistic and spin-orbit effects,
$$\delta q(x) = \Delta q(x)$$
- $h_1(x)$ is a chiral-odd distribution function, related to spin flip of transversely polarized quark
- unlike for g_1 , the gluon polarization does not mix with quark polarization in $h_1 \rightarrow$ different Q^2 evolution
- h_1 predominantly sensitive to valence quark polarization
- first moment of $h_1 =$ tensor charge of the nucleon \rightarrow possible comparison with lattice QCD

Measurement approach:

Transversity is inaccessible in inclusive DIS, but can be probed via azimuthal distributions in polarized semi-inclusive DIS from a transversely polarized target.

Single Spin Asymmetries

- Double Spin Asymmetries:

Polarized Beam and Target

$$g_1^n \quad g_1^p \quad \Delta q \dots$$

Longitudinal quark polarization densities

- Single Spin Asymmetry (SSA):

Polarized Beam or Target

Transverse quark polarization densities

Chiral odd DF (like h_1)

↓

Time-odd FF (like H_1^\perp)

↓

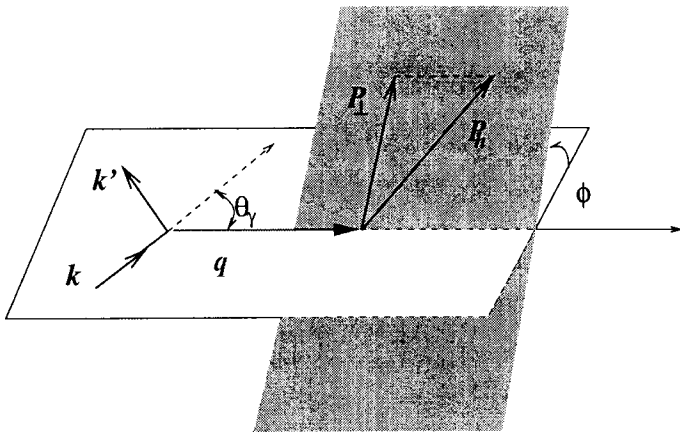

SSA

In naive parton model of colinear, non-interacting quarks
Parity, Angular Momentum, Helicity conservation

$$\Rightarrow \text{SSA} = 0$$

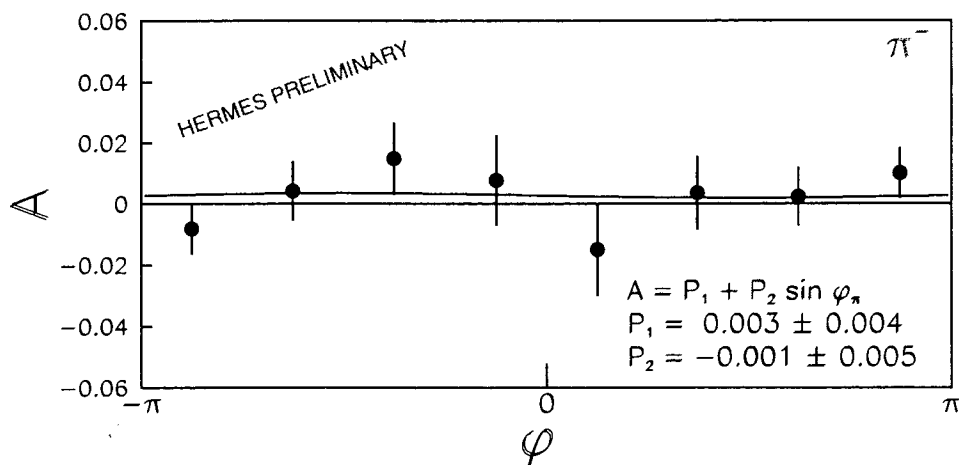
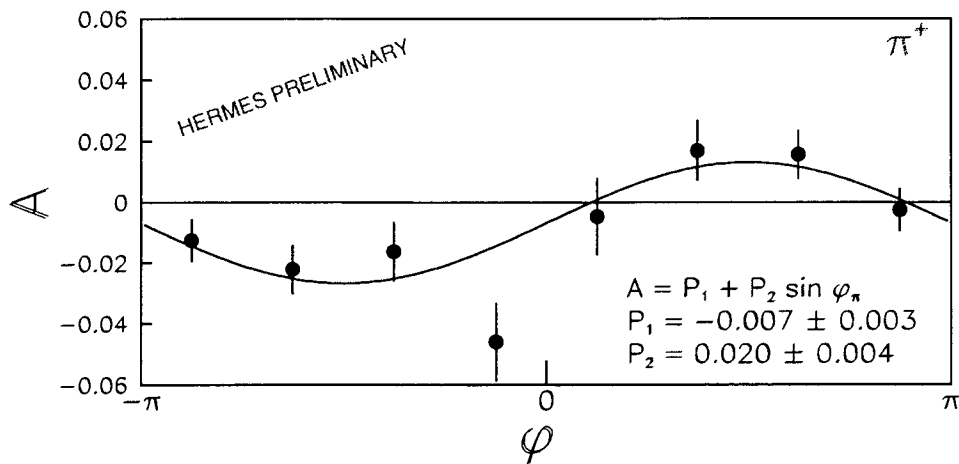
SSA originates from multi-parton correlations and vanish when PQCD becomes effective.

Spin-Azimuthal Asymmetry



Longitudinal target spin asymmetry:

$$A(\phi) = \frac{1}{P} \frac{N^+(\phi) - N^-(\phi)}{N^+(\phi) + N^-(\phi)}$$

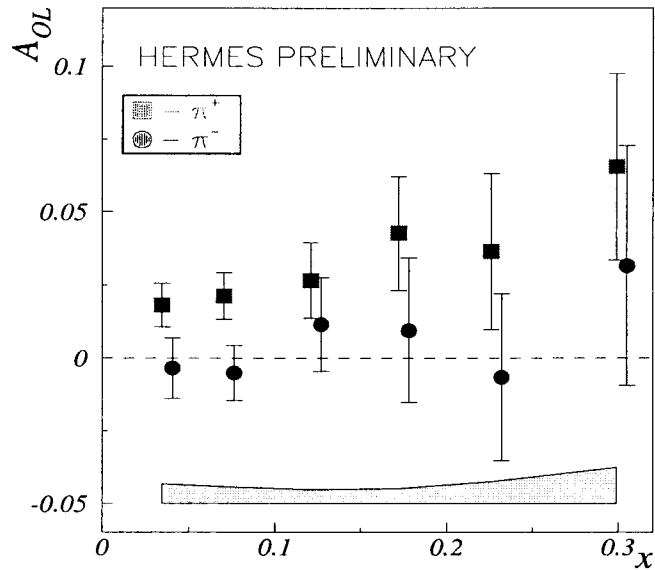


Effect observable even with longitudinally polarized target
 \Rightarrow good promise for future **transverse target program**
 at HERMES

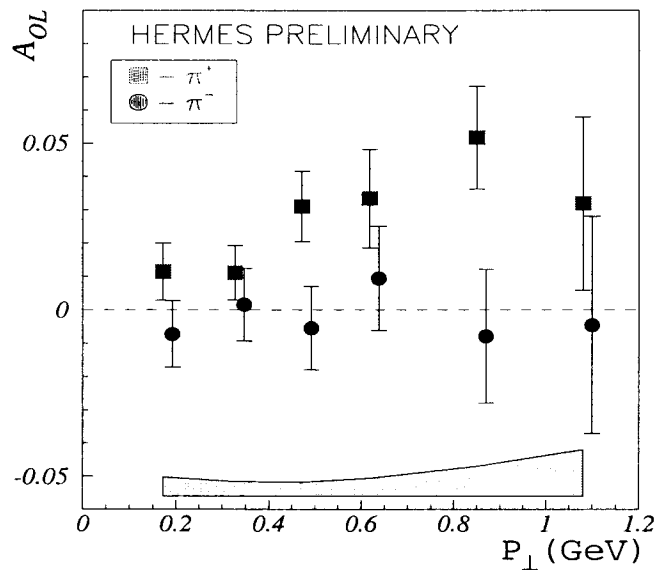
Spin-Azimuthal Asymmetries

$$A_{0L} = \frac{\int \sin \phi \frac{d\sigma^+}{d\phi}}{P_{T^+} \int \frac{d\sigma^+}{d\phi}} - \frac{\int \sin \phi \frac{d\sigma^-}{d\phi}}{P_{T^-} \int \frac{d\sigma^-}{d\phi}}$$

x -dependence



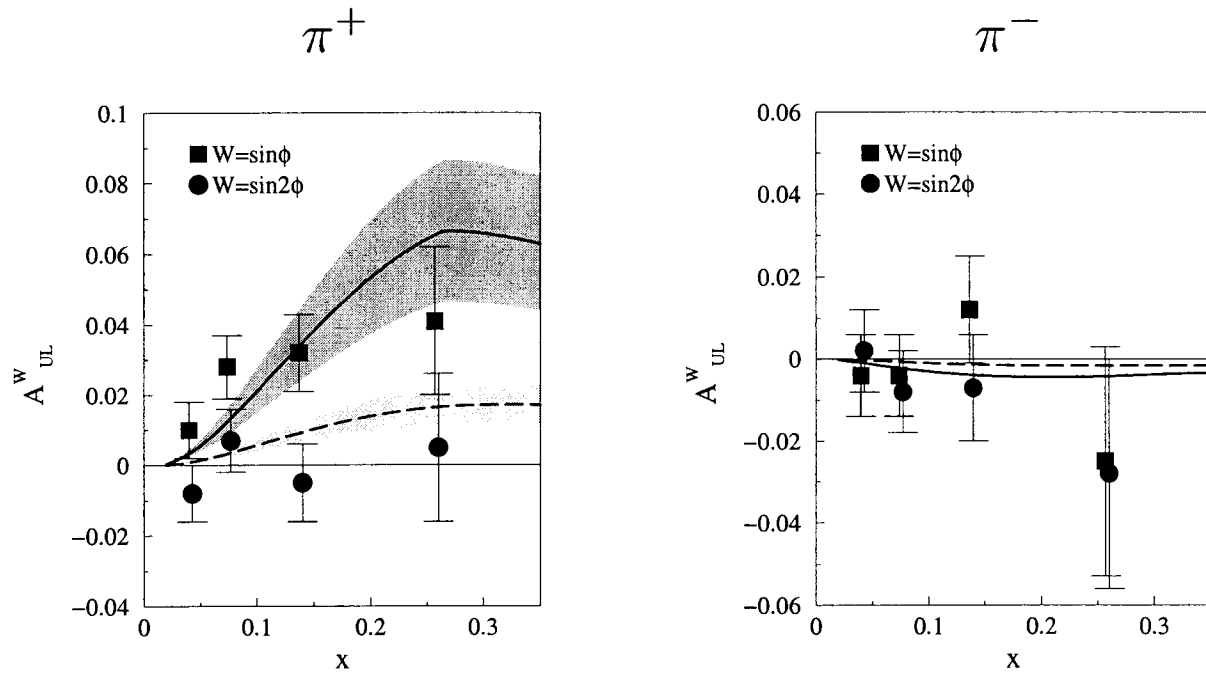
p_T -dependence



$$\langle \sin \phi \rangle \sim x h_L H_1^{\perp} \begin{cases} h_L = & \text{twist-3 chiral-odd distribution} \\ & \text{function, related to } h_1 \\ H_1^{\perp} = & \text{T-odd "Collins"} \\ & \text{fragmentation function} \end{cases}$$

Comparison to Chiral Quark Soliton Model

K. Goeke et al: hep-ph/0001119



- Chiral quark soliton model calculation at $Q^2 = 4 \text{ GeV}^2$
 → good agreement with HERMES SSA result

solid line: $A_{OL}^{\sin\phi}$, dashed line: $A_{OL}^{\sin 2\phi}$

shaded area: experimental uncertainties of $|\langle H_1^\perp(z) \rangle / \langle D_1(z) \rangle|$

Conclusions

- Low x , low Q^2 inclusive
 - Higher twist effects stay small down to small Q^2
 - Why is there no Q^2 -dependence at the scale of Λ_{QCD}
 - ⇒ help to understand Quark-Hadron Transition
 - ⇒ push QCD to still smaller Q^2 ? JLAB find limit?
- Polarized Quark Distributions
 - HERMES data agree with SMC data (very different Q^2)
 - fits are from inclusive data (factorization not relevant):
 - ⇒ with completely different techniques, same result
- Charged and Neutral Pion ‘Fragmentation Functions’
 - despite very different kinematics, perfectly match EMC FF after NLO QCD evolution
- Factorization Tests/Measurements
 - $d_v/u_v, \bar{d}/\bar{u}, \Delta q$
 - ⇒ no evidence of strange behavior
 - ⇒ Factorization seems to hold at HERMES
- Single Spin Asymmetries - Transversity
 - study transverse quark polarization densities (chiral odd DF and T-odd FF)
 - ⇒ originates from multi-parton correlations