

Room	Default Set up	Default Seating Style	Capabilities
ARC 231/233	14 U-Shape + 20 Theatre	U-shape	TV & Computer
CEBAF Center F113	48 Classroom + 30 Theatre	Classroom & Theatre	Computer, Projector, Microphones
CEBAF Center F224/F225	14 with theater behind for 11	U-shape	Computer & Projector
CEBAF Center F226	15	Boardroom	Computer & Projector
CEBAF Center F227	8	Boardroom	Full Video Conference capabilities
CEBAF Center F228	8	Boardroom	Full Video Conference capabilities
CEBAF Center F326/F327	14 with theater behind for 11	U-shape	Full Video Conference capabilities
CEBAF Center L102	14 with theater behind for 26	U-shape	Full Video Conference capabilities
CEBAF Center Auditorium	286	Auditorium	Full Video Conference capabilities
CEBAF Center L207	10 Boardroom + 8 Theatre	Boardroom	Full Video Conference capabilities
CEBAF Center L210A	8 Boardroom + 10 Theatre	Boardroom	TV & Computer
SSC 4	8	Boardroom	TV & Computer
SSC 22	6	Boardroom	TV & Computer
SSC 51a	12	Boardroom	TV & Computer
SSC 53	10 Boardroom + 15 Theatre	Boardroom	TV & Computer
TED 2504	8	Boardroom	TV & Computer
TED 2536	8	Boardroom	TV & Computer
TED 2547	8	Boardroom	TV & Computer
TED 2559	12	Boardroom	TV & Computer
TED 2561A	12	Boardroom	TV & Computer; partition with 2561B
TED 2561B	12	Boardroom	TV & Computer; partition with 2561A
Test Lab 1201	6	Boardroom	TV & Computer
Test Lab 1227	21 Boardroom + 11 Theatre	Boardroom	Computer & Projector
Test Lab 2221	10	Boardroom	Computer & Projector
Test Lab 2236	12	Boardroom	Computer & Projector

Classroom = Tables facing front in rows with chairs

Board = Tables facing each other surrounded by chairs

U-Shape = Tables in a U-shape around the room surrounded by chairs

Theatre = No tables, only rows of chairs



JEFFERSON LAB
EVENT SERVICES

Example Room Set-ups *for your Event*

Each event at Jefferson Lab has unique needs, one of which is a room set-up. Many times, the default set-up of a room will not meet these needs. Below are some common room layouts that can be used.

Note that room floor space and occupancy limit certain set-ups in a given space. Event Services will assist in helping you determine which room and set-up combination is ideal for your event.



Projector Screen





JEFFERSON LAB
EVENT SERVICES



Example Set-up

Classroom





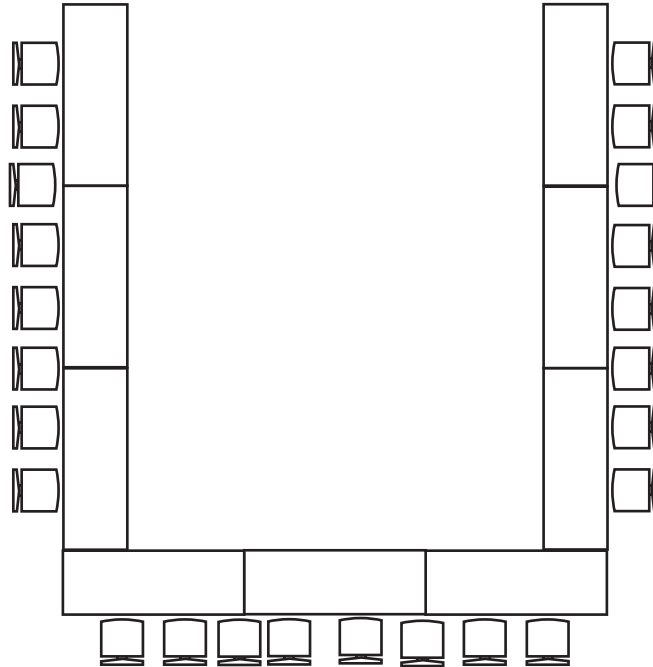
JEFFERSON LAB
EVENT SERVICES



Projector Screen

Example Set-up

U-Shape





Projector Screen



JEFFERSON LAB
EVENT SERVICES



Example Set-up

Theater





JEFFERSON LAB
EVENT SERVICES

Projector Screen

Example Set-up

Review

