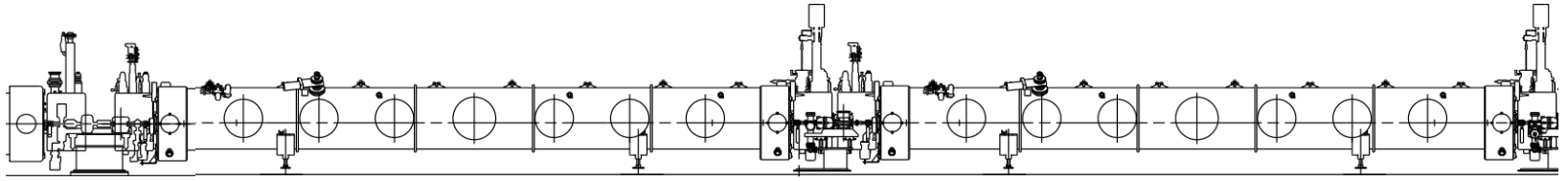


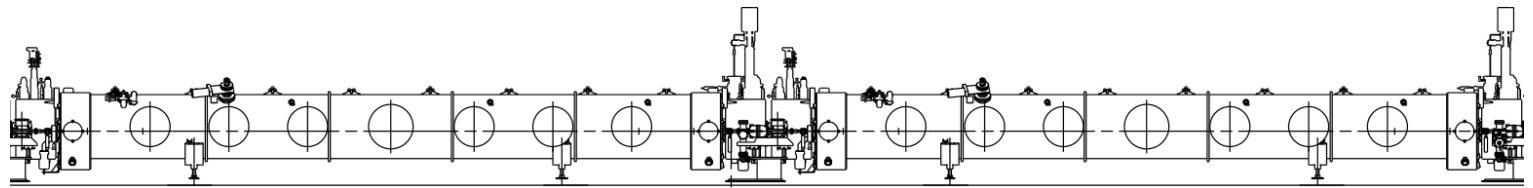
Location	Accelerator Operating Conditions	Instrument: _____ Serial #: _____ Calibration due: _____	RWP
----------	----------------------------------	--	-----

Reason for survey:

- LEGEND**  
 All readings in mR/h whole body  
 (unless annotated otherwise)
- Denotes posted area
  - ⊙ # Denotes smear location (results attached if applicable)
  - ⊞ # Denotes tritium wipe/swab (results attached if applicable)
  - ┌ Contact dose rate  
├ 30 cm dose rate  
└ Item description
  - ▨ Denotes area not surveyed



- Abbreviations**
- RMA – radioactive material area
  - RCA – radiologically controlled area
  - RA – radiation area
  - HRA – high radiation area
  - CA – contamination area
  - HCA – high contamination area



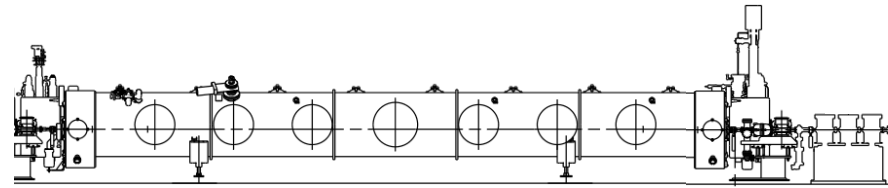
**Beam Enclosure Entry Surveys**

Full survey, all areas posted

Partial survey with continuous surveillance

N/A

Comments:



Performed by (print)	Date / /	Crew Chief Review (print)	Date / /	RCD Review (print)	Date
Sign	Time	Sign	Time	Sign	/ /