


Location	Accelerator Operating Conditions	Instrument: _____ Serial #: _____ Calibration due: _____	RWP
----------	----------------------------------	--	-----


Reason for survey:




**LEGEND**


All readings in mR/h whole body  
(unless annotated otherwise)

--- Denotes posted area

 Denotes smear location  
(results attached if applicable)

 Denotes tritium wipe/swab  
(results attached if applicable)

 Contact dose rate  
 30 cm dose rate  
 Item description

 Denotes area not surveyed

**Abbreviations**

- RMA – radioactive material area
- RCA – radiologically controlled area
- RA – radiation area
- HRA – high radiation area
- CA – contamination area
- HCA – high contamination area

<b>Beam Enclosure Entry Surveys</b>
<input type="checkbox"/> Full survey, all areas posted <input type="checkbox"/> Partial survey with continuous surveillance <input type="checkbox"/> N/A
Comments:

<b>Performed by (print)</b>	<b>Date</b>	<b>Crew Chief Review (print)</b>	<b>Date</b>	<b>RCD Review (print)</b>	<b>Date</b>
	/ /		/ /		
Sign	<b>Time</b>	Sign	<b>Time</b>	Sign	/ /